

Measure 2 – Advisory services, farm management and farm relief services

1. Introduction

Support under this measure is granted to:

- a) help farmers, young farmers, forest holders, other land managers and SMEs in rural areas to benefit from the use of advisory services;
- b) promote the setting up of farm management, farm relief and farm advisory services, as well as forestry advisory services, including the Farm Advisory System;
- c) promote the training of advisors.

There are 3 sub-measures that support a wide range of operations for advisory services. Section 5 outlines the No. of Programmes activating each sub-Measure.

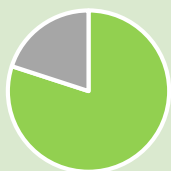


© Mathieu Cugnot, European Union

2. Expected achievements (EU-28)

This section provides information on the overall expected achievement for the Measure, in terms of outputs and planned expenditure.





Number of RDPs that selected Measure 2

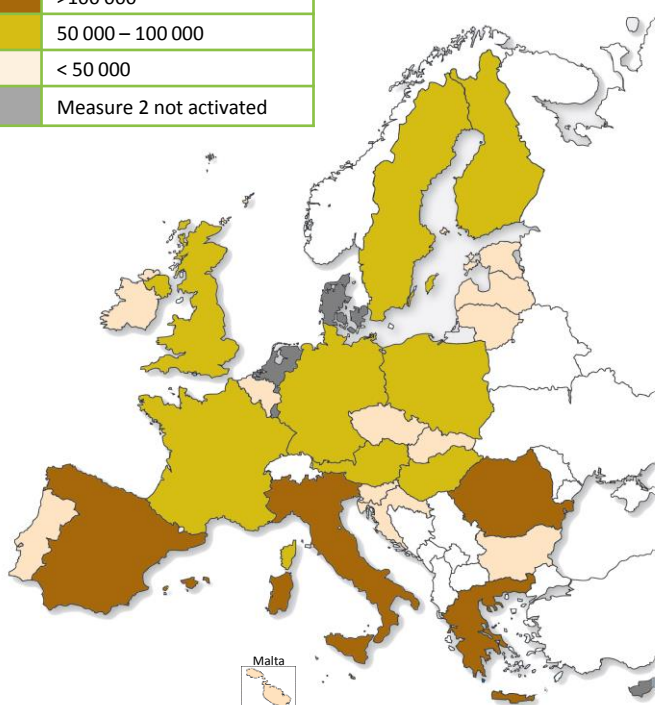


80 % of RDPs

90 / 112 RDPs

Expected output - Total no of beneficiaries of advisory services

	>100 000
	50 000 – 100 000
	< 50 000
	Measure 2 not activated



Expected achievements (Outputs)

Total no of beneficiaries of advisory services: 1.4 mill beneficiaries advised

Total public expenditure (EU-28): EUR 1.4 Billion

Percentage of the total RDP planned public expenditure: 1 %

RDP with the largest planned total public expenditure for Measure 2:

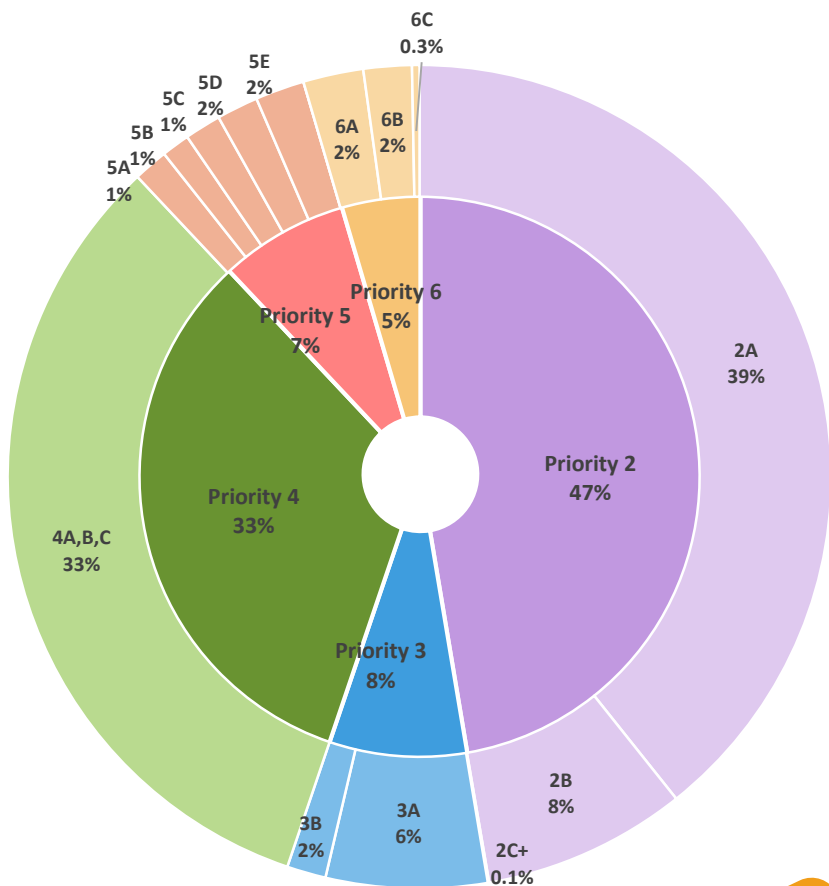
Greece
EUR 162 million
2.8 % of RDP budget



3. Measure's planned public expenditure per priority and Focus Area

This section shows the percentage of the total public expenditure allocated to Measure 2 per priority and Focus Area at EU 28 level. Priority 1 is considered a crosscutting priority, therefore the planned expenditures under Priorities 2 to 6 will contribute to the achievements of Priority 1 specific targets.

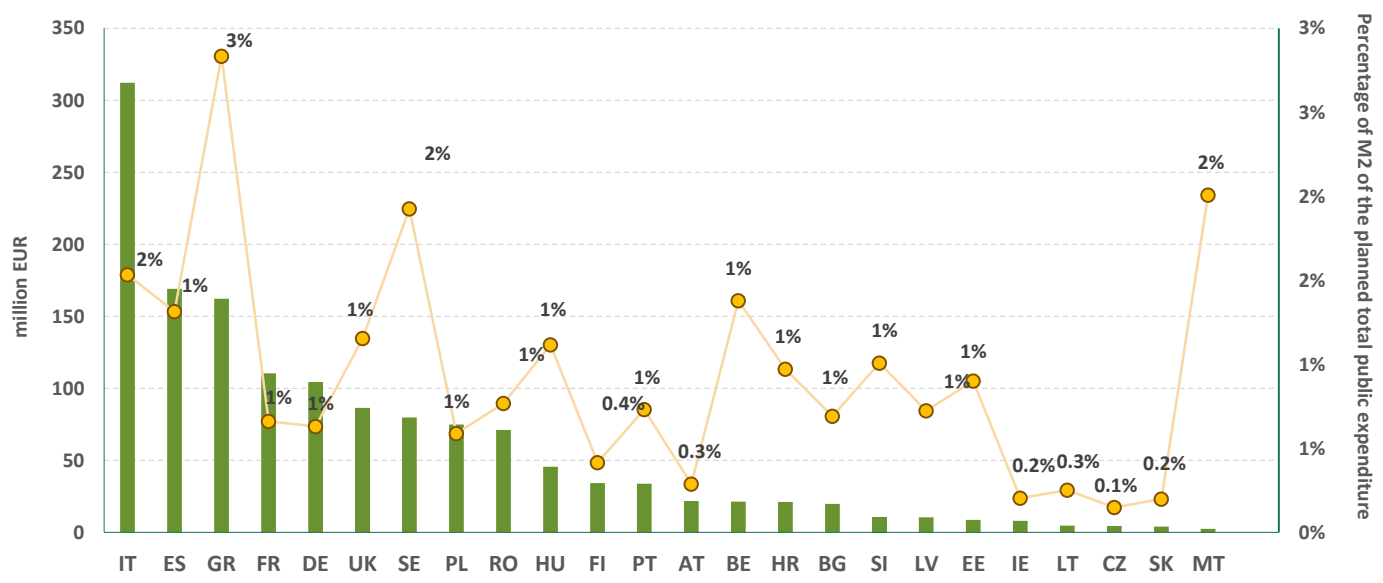
Focus Areas
2A - Farm's performance, restructuring & modernisation
2B - Entry of skilled/younger farmers
2C - Forest management *
3A - Agri-food chain integration & quality
3B - Risk prevention & management
4A - Biodiversity's restoration, preservation & enhancement
4B - Water management
4C - Soil erosion & soil management
5A - Water use efficiency
5B - Energy use efficiency
5C - Renewable energy
5D - Greenhouse gas & ammonia emission
5E - Carbon conservation & sequestration
5F - Improve forestry exploitation*
6A - Diversification & job creation
6B - Local development
6C - ICT



*Programme-specific Focus Area

2. Total planned public expenditure per Member State

The following chart shows the planned total public expenditure for Measure 2 per Member State. For Member States with regional programmes the national budget allocation for the measure is calculated as sum of the regional RDPs. The chart also illustrates the planned total public expenditure for Measure 2 as percentage (%) of the overall planned total public expenditure at Member State level.



4. Total planned public expenditure per Focus Area by Member State

The following table shows the proportion of the measure’s planned total public expenditure allocated to the different Focus Areas in each Member State. Highlighted cells indicate the highest budget allocations in each Focus Area.

MS	Priority 2 Competitiveness			Priority 3 Food chain & risk management		Priority 4 Ecosystems management	Priority 5 Resource efficiency & climate						Priority 6 Social inclusion & local development			Measure budget per MS (million EUR)
	2A	2B	2C	3A	3B	4A, 4B, 4C	5A	5B	5C	5D	5E	5F	6A	6B	6C	
AT	34%	3%		5%	1%	19%	1%	5%	7%	2%	3%		21%			22
BE		46%				54%										21
BG	74%	7%		5%	1%	7%	1%	2%	1%	1%	1%					20
CY																
CZ	15%					85%										4
DE	60%			1%		34%	0.4%	4%	0.4%	0.4%	0.4%		1%			104
DK																
EE	58%	5%		1%	1%	8%	3%	1%	0.1%	0.1%	0.1%		23%			9
ES	78%	3%		3%	0.3%	6%	2%	1%	2%	1%	0.2%		1%	2%	1%	169
FI	0.1%			15%		62%		6%	6%	6%	6%					34
FR	53%	24%	0.3%	2%	2%	12%	1%	0.3%	0.4%	0.1%	3%		1%			110
GR	6%					89%	1%		0.2%	2.4%	1%				0.3%	162
HR	20%	10%				70%										21
HU	55%	6%		9%		22%		1%			7%					45
IE	6%				75%	13%				6%						8
IT	30%	9%		18%	3%	23%	3%	0.4%	3%	3%	4%		2%	1%	1%	312
LT	38%	11%	6%	10%		5%			1%	6%	3%		20%			5
LV	30%					70%										10
LU																
MT	8%	8%				42%	14%	14%		14%						3
NL																
PL	100%															75
PT	23%	8%		4%	4%	46%	4%	4%			8%					34
RO	31%	43%		0.3%		19%	0.1%						7%			71
SE	15%			11%		51%							15%	8%		80
SI				3%		97%										11
SK	50%	8%	4%	3%	2%	32%					1%					4
UK	25%	4%		3%	4%	37%	0.4%	3%	2%	4%	2%		1%	17%		87
EU-28	39%	8%	0.1%	6%	2%	33%	1%	1%	1%	2%	2%	-	2%	2%	0.3%	1 422

DRAFT

5. Sub-measures information

This section presents the sub-measures that have been selected under Measure 2 and indicates the number of RDPs in which the sub-measures have been provided for.

Sub-measure code	Description	Number of RDPs
2.1	Support to help benefiting from the use of advisory services	87
2.2	Support for the setting up of farm management, farm relief and farm advisory services as well as forestry advisory services	17
2.3	Support for training of advisors	51

6. Additional information

Rural Development Regulation 2014-2020	Regulation (EU) N° 1305/2013 of the European Parliament and of the Council on support for rural development by the European Agricultural Fund for Rural Development (EAFRD) [PDF en]
RDP Summaries	Fiches developed by the ENRD that summarise the relevant information of all the RDPs approved [here]
Priority Summaries	Fiches developed by the ENRD that summarise the relevant information of all RD Priorities [here]
Focus Area Summaries	Fiches developed by the ENRD that summarise the relevant information of all Focus Areas [here]

Source of information: All data presented in this summary comes from the European Commission-approved 2014-2020 Rural Development Programmes (118 RDPs in total). In this fiche, public expenditure means total public expenditure (= EAFRD + Member States matching funds + any national top-ups). Due to rounding, there may be small discrepancies between some figures presented. Data includes programme modifications until March 2016. Out of the 118 Rural Development Programmes only the 112 national and regional Programmes have been considered because National Frameworks and National Rural Network Programmes do not allocate budget on Measures. Please note that data and calculations provided do not include M20 (Technical Assistance), or M18 (Complementary payments to Croatia).

Disclaimer: This document aims to provide an accessible summary of the Rural Development Priority information covering all EU-28 RDPs. The information provided should not be considered a comprehensive account of the original RDP content.

Summary version: Version 1

Last updated: April 2017



The European Network for
Rural Development

ENRD Contact Point
Rue de la Loi, 38 Boîte n.4 - 1040
Brussels, Belgium
Tel. +32 2 801 38 00
email: info@enrd.eu
website: <http://enrd.ec.europa.eu/>

DRAFT