

## 1. General information

Geographical Area	Country	Italy
	Region	/
Rural population (1)	Inhabitants (3)	37.6 million
	% of total population (3)	63.3 %
	Density - Inhab/km2 (3)	143.2
Rural area (1)	Km2 (3)	262 465
	% of total area (3)	87.1 %
Agricultural area <i>Total Utilised Agricultural Area (UAA)</i>	Ha (2)	12.9 million
	% of total territory (4)	42.7 %
Forest and other wooded land	Ha (2)	10.9 million
	% of total area (2)	36.2 %
Total employment	People (3)	24.7 million
Rural employment (1)	% of total workforce (2)	61.9 %

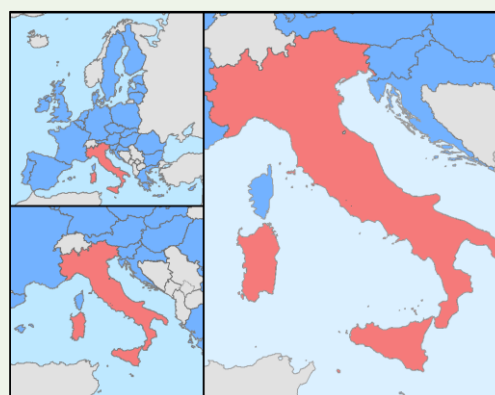
Data source: Italy National 2014-2020 Rural Development Programme (RDP). Note: (1) OECD definition applies, including intermediate and predominantly rural regions; (2) 2010 data; (3) 2012 data; (4) 2010, calculation based on 2012 total Member State territory data.

EAFRD* support: EUR 963 000 000 <i>1.0 % of Total EAFRD support for EU-28</i>	+	National contribution: EUR 1 177 000 000	=	Planned total public expenditure: EUR 2 140 000 000
---	---	---	---	--

\* European Agricultural Fund for Rural Development (EAFRD)

Primary sector contribution to Gross Value Added (GVA)	% of total (3)	2.0 %
No of agricultural holdings	No (2)	1.6 million
Average farm size	ha UAA/holding (2)	7.9
High Nature Value farming	% of total UAA	n/a
Farmland Birds Index (FBI)	Index 2000 = 100	104.6
	<i>From 2000 to 2007 the FBI measuring the relative abundance of farmland bird species increased by 4.6 %.</i>	

Map: Italy



### Examples of expected achievements

- In order to mitigate the risks of production in agriculture, the national programme proposes to activate throughout Italy 3 risk management tools: harvest insurance, mutual funds and income stabilisation tool. It is expected that the RDP will provide support to more than 5 % of farms (90 000 farms).
- The programme seeks to encourage an innovative system integrated livestock assistance based on cooperation and integration of functions and competences of the different actors and bodies involved. The RDP will thereby characterise and preserve genetic livestock heritage present in Italy. The intervention will concern 39 Italian cattle breeds involved in the initiatives for biodiversity, corresponding to 100 % of the Italian cattle breeds enrolled in the herd books and national registers.
- The RDP will support investments to improve the efficient use of water resources through the irrigation infrastructure. The area to be covered by more efficient irrigation systems will be almost 400 000 hectares.

### Examples of key challenges

- The level of subscription to insurance instruments is low in terms of number of holdings covered, 78 000 agricultural holdings (5 % of a total of 1 600 000) for crops and 1 980 for the livestock sector.

Source: DG AGRI, *Factsheet on 2014-2020 Rural Development Programme for Italy*, November 2015  
[http://ec.europa.eu/agriculture/rural-development-2014-2020/country-files/it/factsheet-national\\_en.pdf](http://ec.europa.eu/agriculture/rural-development-2014-2020/country-files/it/factsheet-national_en.pdf)

## 2. RDP focus areas: planned expenditure, measures and 2023 targets

This section illustrates each rural development priority (P) with a focus on: the indicative budget per Focus Area (FA) and its breakdown by selected measure; and the relation between the indicative planned total public expenditure and the expected 2023 targets set by the Managing Authority for each focus area. The target indicators identified with the country code (IT\_NAT) are specific to the Italian National Programme.

### P1 - Knowledge transfer & innovation: Fostering knowledge transfer and innovation in agriculture, forestry, and rural areas

Priority 1 is considered a cross-cutting priority: the budget under Priorities 2 - 6 contributes to the achievement of Priority 1 specific targets.

#### Focus Area 1A. Innovation & cooperation

Target indicator	Value
T1 - % of expenditure under Articles 14, 15 and 35 of Regulation (EU) No 1305/2013 in relation to the total expenditure for the RDP	4.36 %

#### Focus Area 1B. Links with research & innovation

Target indicator	Value
T2 - Total number of cooperation operations supported under the cooperation measure (Article 35 of Regulation (EU) No 1305/2013) (groups, networks/clusters, pilot projects...), of which: Nr of EIP operational groups to be supported (establishment and operation)	1 0

### P3 - Food chain & risk management: Promoting food chain organisation, including processing and marketing of agricultural products, animal welfare and risk management in agriculture

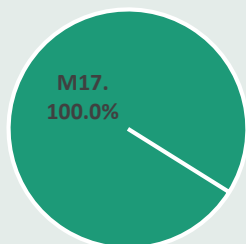
#### Focus Area 3B. Risk prevention & management

Total public budget (million EUR)



Breakdown of FA budget by measure (%)

Measure	m EUR
M17	1.6



Target indicator	Value
T7 - % of farms participating in risk management schemes	5.6 %

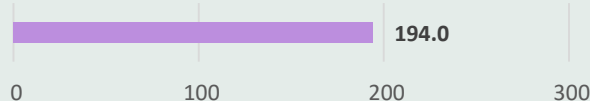
### P4 - Ecosystems management: Restoring, preserving and enhancing ecosystems related to agriculture and forestry

#### 4A. Biodiversity's restoration, preservation & enhancement

#### 4B. Water management

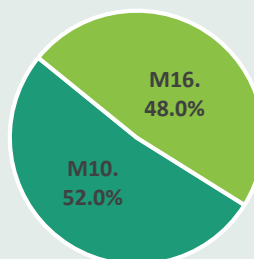
#### 4C. Soil erosion & soil management

Total public budget (million EUR)



Breakdown of FA budget by measure (%)

Measure	m EUR
M10	100.8
M16	93.2

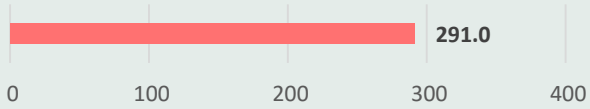


Target indicator	Value
IT_NAT01 - % of Italian cattle breeds concerned compared to the total of those enrolled in the herd books and national registers.	100.0 %

**P5 - Resource efficiency & climate:** Promoting resource efficiency and supporting the shift towards a low carbon and climate resilient economy in agriculture, food and forestry sectors

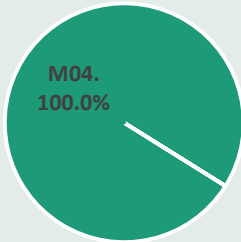
**Focus Area 5A. Water use efficiency**

**Total public budget (million EUR)**



**Breakdown of FA budget by measure (%)**

Measure	m EUR
<b>M04</b>	291.0



**Target indicator**

**Value**

T14 - % of irrigated land switching to more efficient irrigation system	18.0 %
---	--------

### 3. Planned expenditure per priority

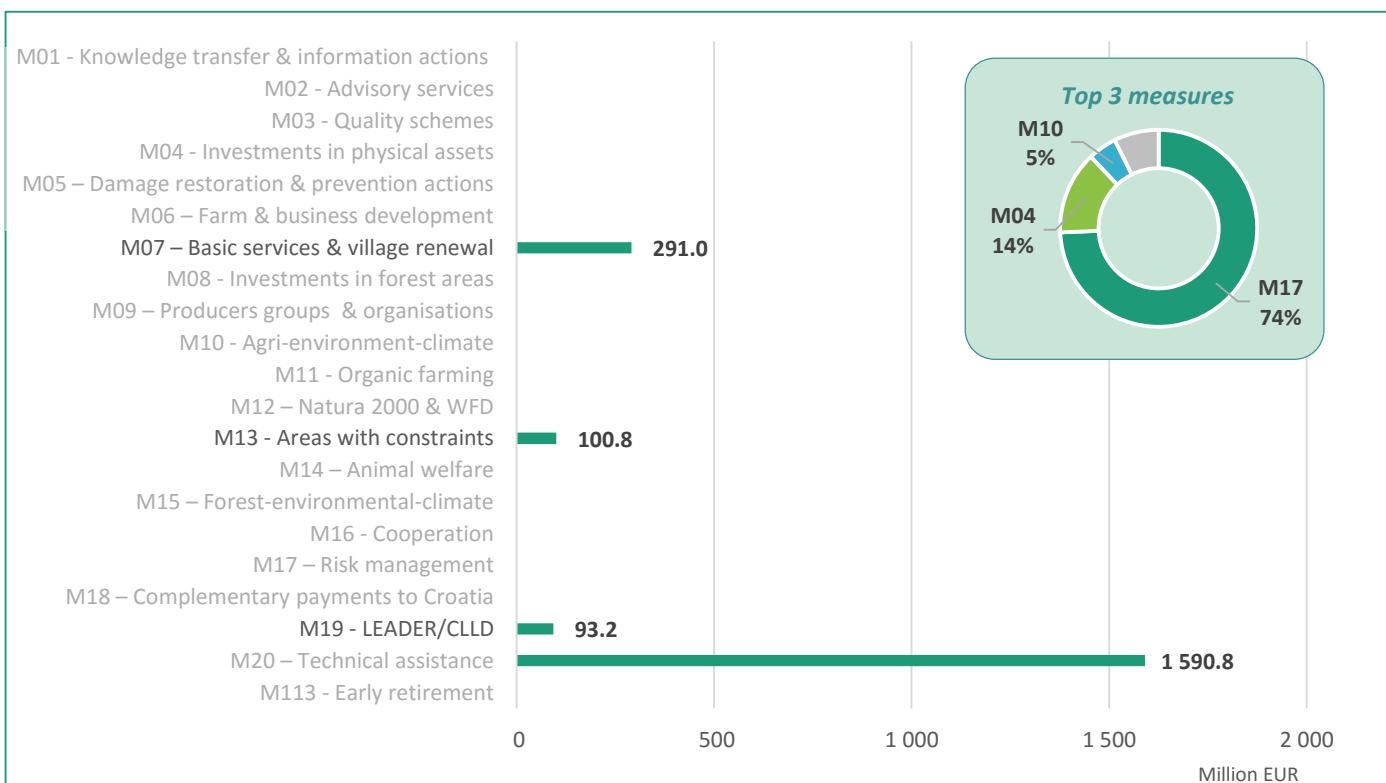
The following table shows how the planned total public expenditure (comprising the EAFRD support and the national contribution) is allocated between rural development priorities. Priority 1 is considered to be cross-cutting and no separate financial allocation is shown as the expenditure is distributed across other focus areas.

Priority	Total public expenditure per priority (million EUR)	% of total public expenditure*	
P1 - Knowledge transfer & innovation	P2 - Competitiveness	0.0	0.0 %
	P3 - Food chain & risk management	1 590.8	74.3 %
	P4 - Ecosystems management	194.0	9.1 %
	P5 - Resource efficiency & climate	291.0	13.6 %
	P6 - Social inclusion & local development	0.0	0.0 %

\* Figures do not add up to 100 % because the budget for technical assistance is not included. The budget for technical assistance is available in Section 4.

### 4. Planned expenditure per measure (million EUR)

The following chart shows the indicative planned total public expenditure per measure (comprising the EAFRD support and the national contribution). The measures illustrated in the chart are the complete list of measures selected within the RDP. Measures in color light gray were not selected by the Member State.





## 6. Additional info

<b>Date of RDP approval</b>	20/11/2015
<b>Italian National Rural Network</b>	Rete Rurale Nazionale <a href="http://www.reterurale.it">www.reterurale.it</a>
<b>Managing authority</b>	Ing. Massimo Pillarella
<b>Paying agency</b>	Agenzia per le erogazione in agricoltura – AGEA
<b>Coordination body</b>	n/a
<b>RDP country documents</b>	<a href="http://ec.europa.eu/agriculture/rural-development-2014-2020/country-files/it_en.htm">http://ec.europa.eu/agriculture/rural-development-2014-2020/country-files/it_en.htm</a>
<b>National Partnership Agreement summary</b>	<a href="http://ec.europa.eu/contracts_grants/pa/partnership-agreement-italy-summary_en.pdf">http://ec.europa.eu/contracts_grants/pa/partnership-agreement-italy-summary_en.pdf</a>
<b>Partnership Agreement</b>	<a href="http://www.dps.gov.it/it/AccordoPartenariato">http://www.dps.gov.it/it/AccordoPartenariato</a>
<b>Rural Development Regulation 2014-2020</b>	Regulation (EU) N° 1305/2013 of the European Parliament and of the Council on support for rural development by the European Agricultural Fund for Rural Development (EAFRD) [PDF <a href="#">en</a> ]

**Source of information:** All data and the figures presented in this summary come from the European Commission approved version of the Italian 2014-2020 Rural Development Programme. The examples of expected achievements and key challenges on page 1 were retrieved from: DG AGRI, Factsheet on 2014-2020 Rural Development Programme for Italy, November 2015.

**Disclaimer:** This document aims to provide an accessible summary of selected RDP content. The information provided should not be considered a comprehensive account of the original RDP content.

**Summary version:** Version 1

**Last updated:** January 2016

**Corresponding RDP:** Italian National 2014-2020 RDP, code 2014IT06RDRP015, version 1.2, approved 20/11/2015.



The European Network for  
Rural Development

ENRD Contact Point  
Rue de la Loi, 38 Boîte n.4 - 1040  
Brussels, Belgium  
Tel. +32 2 801 38 00  
email: [info@enrd.eu](mailto:info@enrd.eu)  
website: <http://enrd.ec.europa.eu/>