

1. General information

Geographical Area	Country	France
	Region	Rhône-Alpes
Rural population (1)	Inhabitants (3)	4.6 million
	% of total population (3)	72.3 %
	Density - Inhab/km2 (3)	113.3
Rural area (1)	Km2 (3)	40 464
	% of total area (3)	92.6 %
Agricultural area <i>Total Utilised Agricultural Area (UAA)</i>	Ha (2)	1.5 million
	% of total territory (4)	34.7 %
Forest and other wooded land	Ha (2)	1.9 million
	% of total area (2)	43.0 %
Total employment	People (2)	2.7 million
Rural employment (1)	% of total workforce (2)	66.9 %

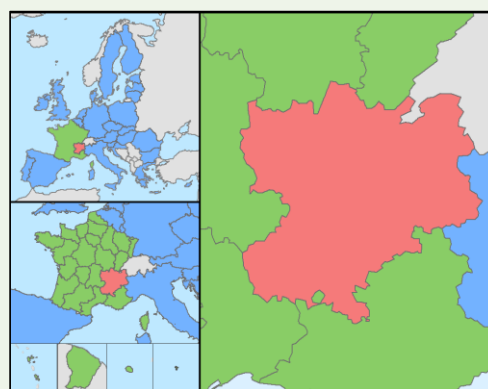
Data source: France - Rhône-Alpes 2014-2020 Rural Development Programme (RDP).
Note: (1) OECD definition applies, including intermediate and predominantly rural regions; (2) 2010 data; (3) 2012 data; (4) 2010, calculation based on 2012 total region area data.

EAFRD* support: EUR 1 059 826 289 <small>1.1 % of Total EAFRD support for EU-28</small>	+	National contribution: EUR 569 645 339	=	Planned total public expenditure: EUR 1 629 471 628
---	---	---	---	--

* European Agricultural Fund for Rural Development (EAFRD)

Primary sector contribution to Gross Value Added (GVA)	% of total (2)	1.1 %
No of agricultural holdings	No (2)	39 260
Average farm size	ha UAA/holding (2)	38.6
High Nature Value farming	% of total UAA (2)	40.3 %
Farmland Birds Index (FBI)	Index 2000 = 100	103.2
	<i>From 2000 to 2009 the FBI measuring the relative abundance of farmland bird species increased by 3.2 %.</i>	

Map: France - Rhône-Alpes



Examples of expected achievements

- To promote lifelong learning, the RDP has set the goal of training 19 400 participants from the agricultural, food and forestry sectors.
- The programme will support about 3 700 farms (9.5 % of the total) in improving both their economic and environmental performance, and ensuring their long term competitiveness.
- About 1 350 farms will receive support to participate in quality systems, including organic farming, local markets and short supply chains.
- Agro-environment-climatic measures will cover 187 900 ha (17 % of total agricultural area) to help preserve the biodiversity, soil and water resources.
- In favour of improving the use of water resources through investments in more efficient irrigation infrastructure, it is expected that 8 400 hectares will benefit from more efficient irrigation systems.
- The RDP is also focusing on LEADER cooperation projects, and the goal is to support 25 Local Development Strategies (LDS) that will benefit 57 % of the rural population and will eventually generate 150 jobs.

Examples of key challenges

- Rhône-Alpes is the second largest region in France in terms of area and population.
- The region is very mountainous and about 57 % of its territory is located in mountainous areas. In total 71 % of the territory is classified as a natural handicap area.
- Agricultural decline in the region would have a negative impact on the environment and employment particularly in mountain areas.
- The network of Natura 2000 sites covers about 11 % of the region and includes 166 sites.

Source: DG AGRI, *Factsheet on 2014-2020 Rural Development Programme for Rhône-Alpes*, September 2015
http://ec.europa.eu/agriculture/rural-development-2014-2020/country-files/fr/factsheet-rhone-alpes_fr.pdf

2. RDP focus areas: planned expenditure, measures and 2023 targets

This section illustrates each rural development priority (P) with a focus on: the indicative budget per Focus Area (FA) and its breakdown by selected measure; and the relation between the indicative planned total public expenditure and the expected 2023 targets set by the Managing Authority for each focus area. The target indicators identified with the country code (FR_RH) are specific to the Rhône-Alpes Programme.

P1 - Knowledge transfer & innovation: Fostering knowledge transfer and innovation in agriculture, forestry, and rural areas

Priority 1 is considered a cross-cutting priority: the budget under Priorities 2 - 6 contributes to the achievement of Priority 1 specific targets.

Focus Area 1A. Innovation & cooperation

Target indicator	Value
T1 - % of expenditure under Articles 14, 15 and 35 of Regulation (EU) No 1305/2013 in relation to the total expenditure for the RDP	4.3 %

Focus Area 1B. Links with research & innovation

Target indicator	Value
T2 - Total number of cooperation operations supported under the cooperation measure (Article 35 of Regulation (EU) No 1305/2013) (groups, networks/clusters, pilot projects...),	90
of which: Nr of EIP operational groups to be supported (establishment and operation)	65


Focus Area 1C. Lifelong learning & vocational training

Target indicator	Value
T3 - Total number of participants trained under Article 14 of Regulation (EU) No 1305/2013	19 400

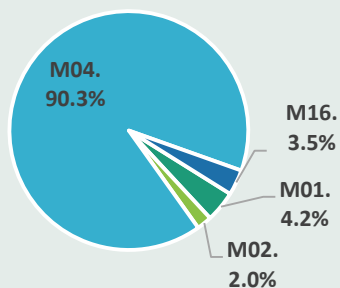
P2 – Competitiveness: Enhancing farm viability and competitiveness of all types of agriculture in all regions and promoting innovative farm technologies and sustainable management of forest

Focus Area 2A. Farm's performance, restructuring & modernization

Total public budget (million EUR)




Breakdown of FA budget by measure (%)



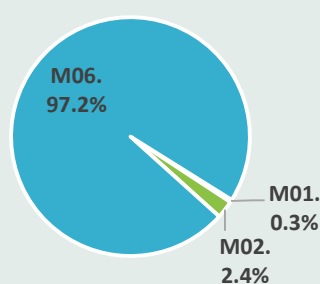
Target indicator	Value
T4 - % of agricultural holdings with RDP support for investments in restructuring or modernisation	9.4 %

Focus Area 2B. Entry of skilled/younger farmers

Total public budget (million EUR)



Breakdown of FA budget by measure (%)




Target indicator	Value
T5 - % of agricultural holdings with RDP supported business development plan/investments for young farmers	8.2 %

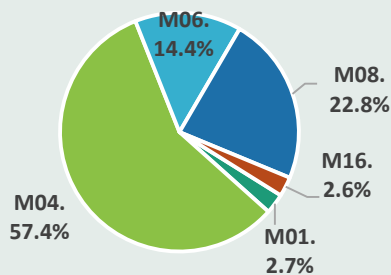
P2 – Competitiveness: Enhancing farm viability and competitiveness of all types of agriculture in all regions and promoting innovative farm technologies and sustainable management of forest

Focus Area 2C. Farm’s performance, restructuring & modernization

Total public budget (million EUR)



Breakdown of FA budget by measure (%)



Measure	m EUR
M01	1.0
M04	21.0
M06	5.3
M08	8.4
M16	1.0

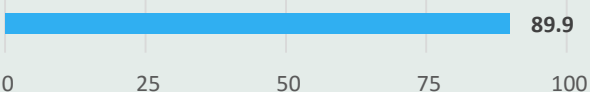
Target indicator

Target indicator	Value
FR_RH01 - Total investment for the competitiveness of the timber industry in the context of a dynamic and sustainable forest management (EUR)	72.3 m

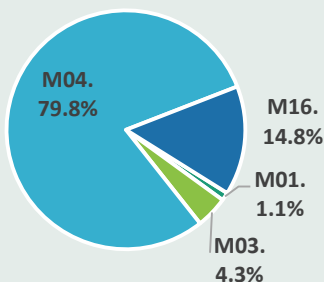
P3 – Food chain & risk management: Promoting food chain organisation, including processing and marketing of agricultural products, animal welfare and risk management in agriculture

Focus Area 3A. Agri-food chain integration & quality

Total public budget (million EUR)



Breakdown of FA budget by measure (%)



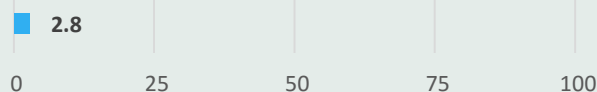
Measure	m EUR
M01	1.0
M03	3.9
M04	71.7
M16	13.3

Target indicator

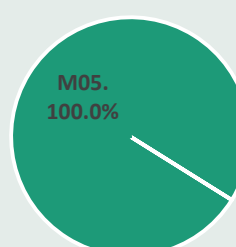
Target indicator	Value
T6 - % of agricultural holdings receiving support for participating in quality schemes, local markets and short supply circuits, and producer groups/organisations	3.4 %
FR_RH02 - % of agribusiness supported	17.7 %

Focus Area 3B. Risk prevention & management

Total public budget (million EUR)



Breakdown of FA budget by measure (%)

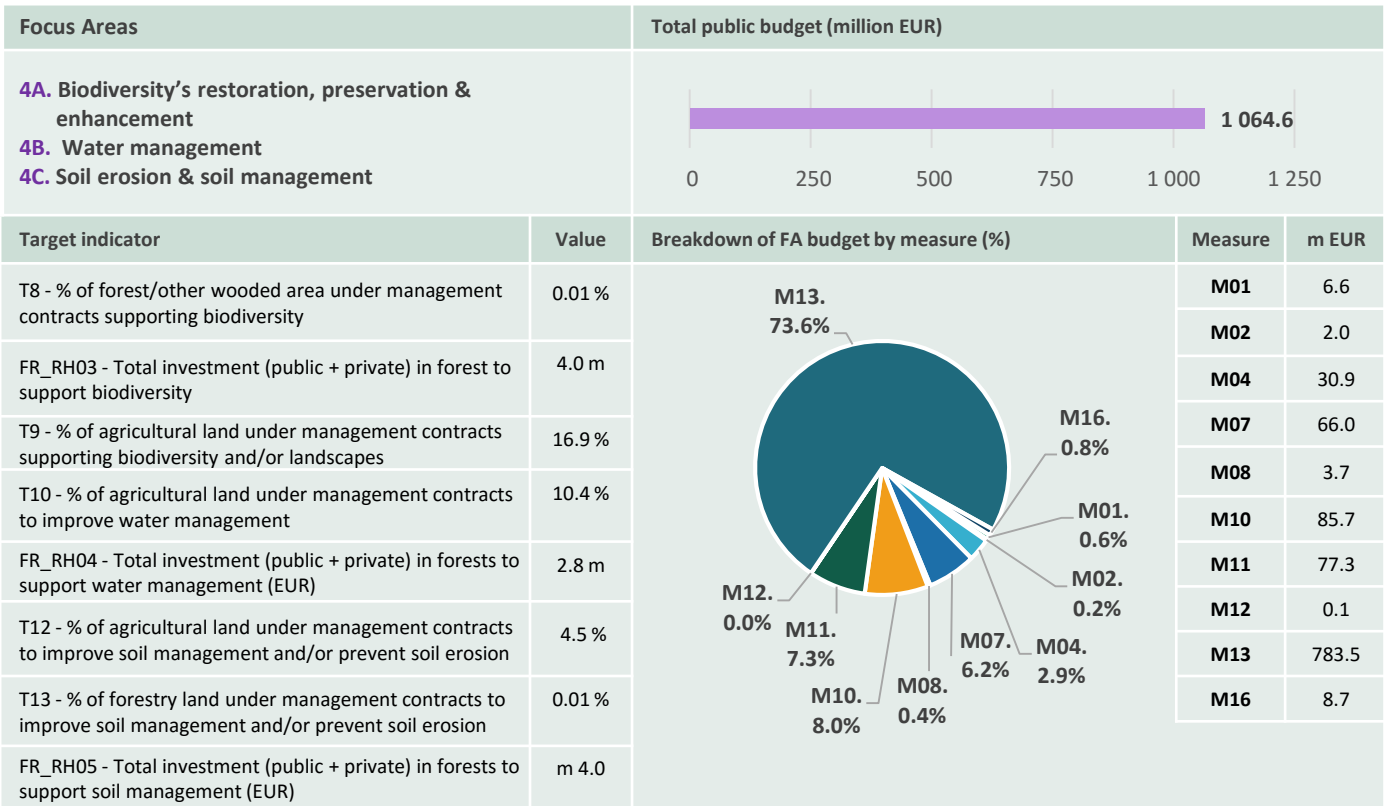


Measure	m EUR
M05	2.8

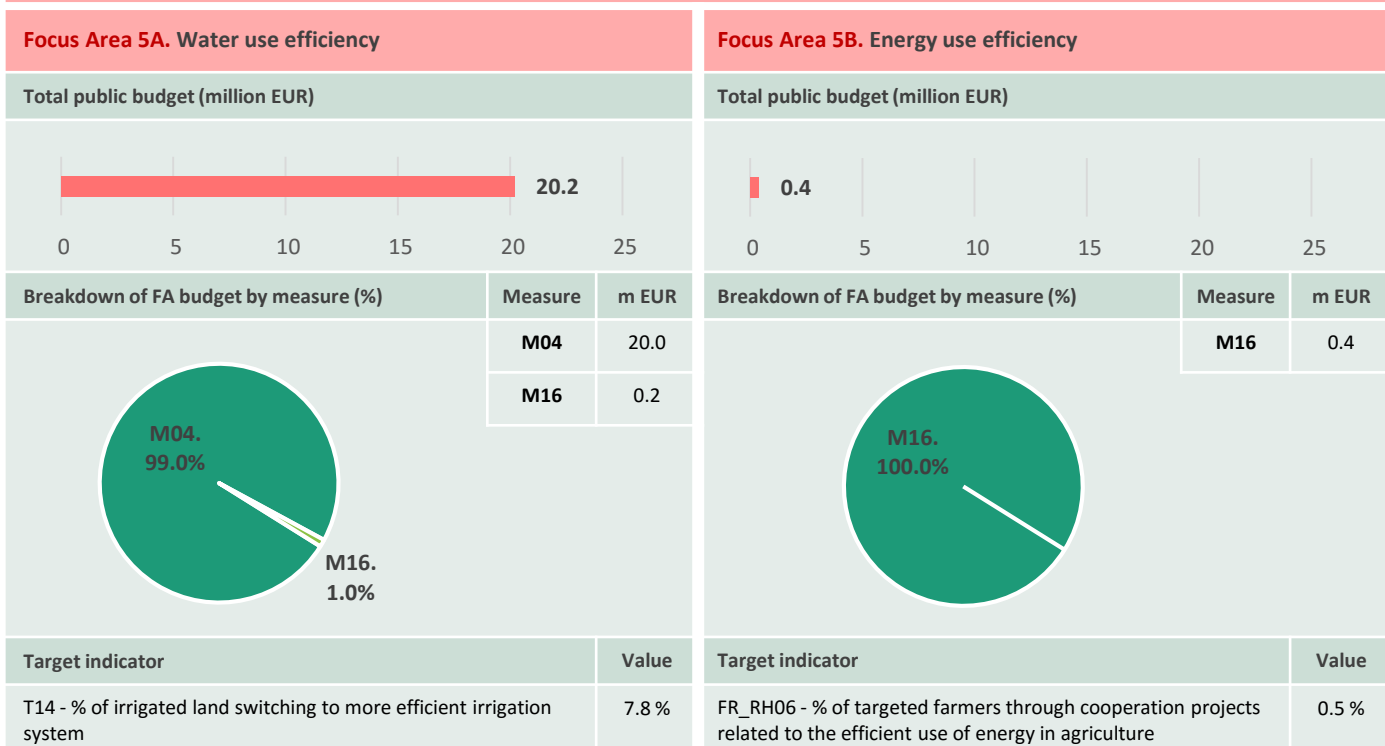
Target indicator

Target indicator	Value
T7 - % of farms participating in risk management schemes	0.7 %

P4 – Ecosystems management: Restoring, preserving and enhancing ecosystems related to agriculture and forestry




P5 - Resource efficiency & climate: Promoting resource efficiency and supporting the shift towards a low carbon and climate resilient economy in agriculture, food and forestry sectors



P5 - Resource efficiency & climate: Promoting resource efficiency and supporting the shift towards a low carbon and climate resilient economy in agriculture, food and forestry sectors

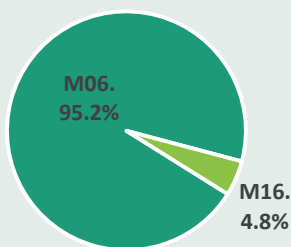
Focus Area 5C. Renewable sources & waste management

Total public budget (million EUR)



Breakdown of FA budget by measure (%)


Measure	m EUR
M06	6.0
M16	0.3



Target indicator	Value
T16 - Total investment in renewable energy production (EUR)	20 m

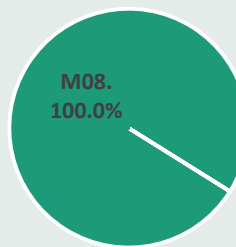
Focus Area 5E. Carbon conservation & sequestration

Total public budget (million EUR)



Breakdown of FA budget by measure (%)

Measure	m EUR
M08	1.4




Target indicator	Value
FR_RH07 - % of forest area supported for its beneficial forestry routes to carbon capture	0.01 %
FR_RH08 - Total investment (public + private) in forests to support carbon sequestration (EUR)	m 1.8

P6 - Social inclusion & local development: Promoting social inclusion poverty reduction and economic development in rural areas

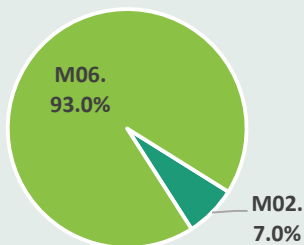
Focus Area 6A. Diversification & job creation

Total public budget (million EUR)



Breakdown of FA budget by measure (%)

Measure	m EUR
M02	1.0
M06	13.2



Target indicator	Value
T20 - Jobs created in supported projects	235

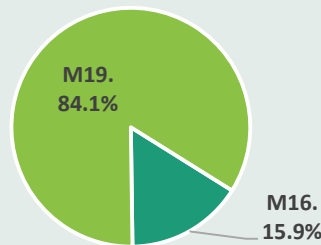
Focus Area 6B. Local development

Total public budget (million EUR)



Breakdown of FA budget by measure (%)

Measure	m EUR
M16	16.9
M19	89.3



Target indicator	Value
T21 - % of rural population covered by local development strategies	56.7 %
FR_RH09 - % of population of municipalities with fewer than 10 000 inhabitants covered by LDSs (LEADER)	71.7 %
T23 - Jobs created in supported projects (LEADER)	150
FR_RH10 - Number of cooperation activities supported under the local development strategies beyond Leader	200

3. Planned expenditure per priority

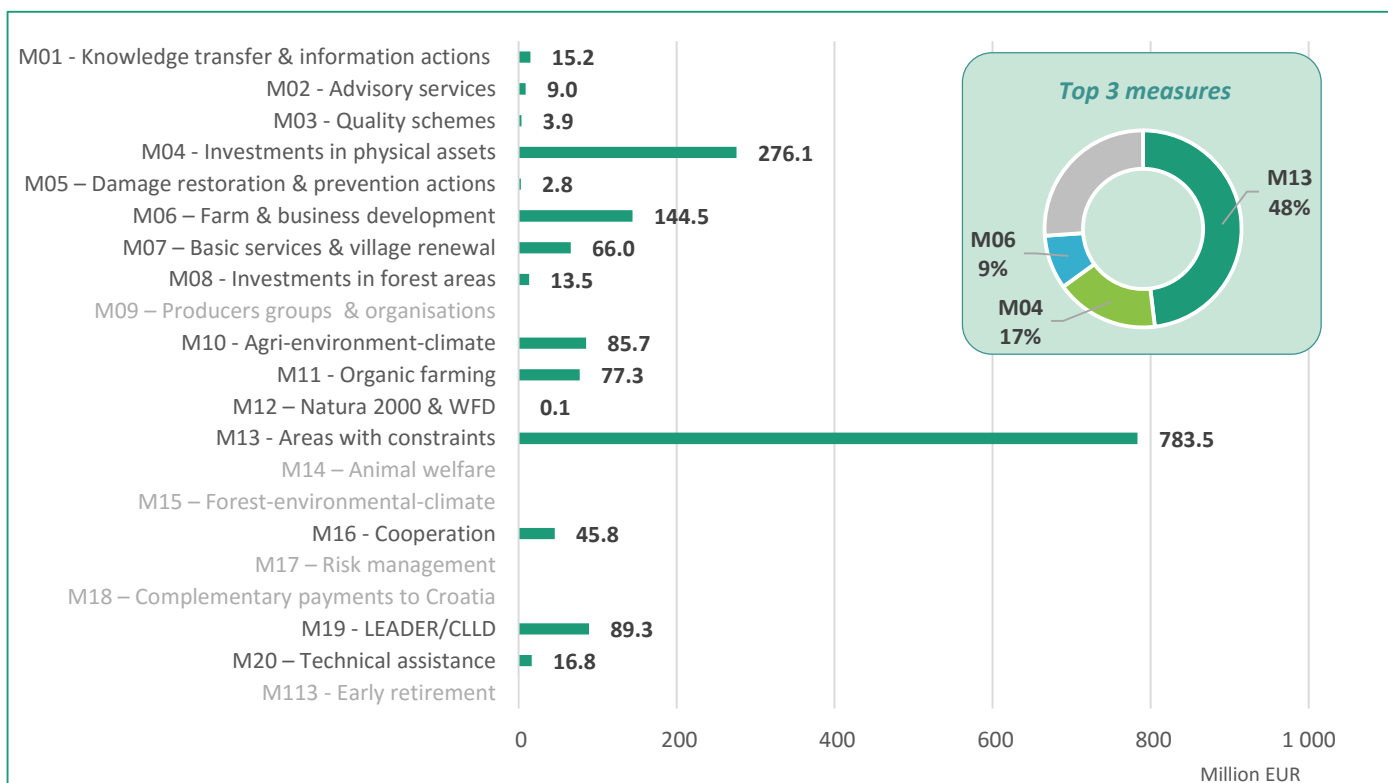
The following table shows how the planned total public expenditure (comprising the EAFRD support and the national contribution) is allocated between rural development priorities. Priority 1 is considered to be cross-cutting and no separate financial allocation is shown as the expenditure is distributed across other focus areas.

Priority	Total public expenditure per priority (million EUR)	% of total public expenditure*	
P1 - Knowledge transfer & innovation	P2 - Competitiveness	306.8	18.8 %
	P3 - Food chain & risk management	92.7	5.7 %
	P4 - Ecosystems management	1 064.6	65.3 %
	P5 - Resource efficiency & climate	28.3	1.7 %
	P6 - Social inclusion & local development	120.3	7.4 %

* Figures do not add up to 100 % because the budget for technical assistance is not included. The budget for technical assistance is available in Section 4.

4. Planned expenditure per measure (million EUR)

The following chart shows the indicative planned total public expenditure per measure (comprising the EAFRD support and the national contribution). The measures illustrated in the chart are the complete list of measures selected within the RDP. Measures in color light gray were not selected by the region.



5. Choice of measures by priority and focus areas

The following chart shows which priorities and focus areas are selected in the RDP and the combination of measures used to address them. For each measure the budget breakdown per focus area is given. Priority 1 is considered to be cross-cutting and no separate financial allocation is shown as the expenditure is distributed across other focus areas. Expenditure under Priority 4 is programmed for the priority as a whole, not for individual focus areas.

Priority	P1 Knowledge transfer & innovation			P2 Competitiveness			P3 Food chain & risk management		P4 Ecosystems management			P5 Resource efficiency & climate					P6 Social inclusion & local development			Total	Planned expenditure (million EUR)	
	1A - Innovation & cooperation	1B - Links with research & innovation	1C - Lifelong learning & vocational training	2A - Farm's performance, restructuring & modernisation	2B - Entry of skilled/younger farmers	2C+ - competitiveness of the wood industry	3A - Agri-food chain integration & quality	3B - Risk prevention & management	4A - Biodiversity's restoration, preservation & enhancement	4B - Water management	4C - Soil erosion & soil management	5A - Water use efficiency	5B - Energy use efficiency	5C - Renewable sources & waste management	5D - Greenhouse Gas & ammonia emissions	5E - Carbon conservation & sequestration	6A - Diversification & job creation	6B - Local development	6C - ICT - Information & communication technologies			
M01 - Knowledge transfer & information actions				41%	3%	7%	7%		43%												100%	15.2
M02 - Advisory services				33%	33%				22%								11%				100%	9.0
M03 - Quality Schemes							100%														100%	3.9
M04 - Investments in physical assets				48%		8%	26%		11%			7%									100%	276.1
M05 - Damage/restoration/prevention actions								100%													100%	2.8
M06 - Farm & business development					83%	4%											9%				100%	144.5
M07 - Basic services & village renewal									100%												100%	66.0
M08 - Investments in forest areas						62%			28%							10%					100%	13.5
M09 - Producers groups & organisations																						
M10 - Agri-environment-climate									100%												100%	85.7
M11 - Organic farming									100%												100%	77.3
M12 - Natura 2000 & WFD									100%												100%	0.1
M13 - Areas with constraints									100%												100%	783.5
M14 - Animal welfare																						
M15 - Forest-environmental-climate																						
M16 - Cooperation				11%		2%	29%		19%			0.5%	1%	1%						37%	100%	45.8
M17 - Risk management																						
M18 - Complementary payments to Croatia																						
M19 - LEADER/CLLD																				100%	100%	89.3

6. Additional info

Date of RDP approval	17/09/2015
French National Rural Network	Le Réseau Rural Français http://www.reseaurural.fr/
Managing authority	Conseil régional Rhône-Alpes
Paying agency	Agence de services et de paiement
Coordination body	Agence de Services et de Paiement - Mission de coordination des organismes payeurs des fonds agricoles
RDP country documents	http://ec.europa.eu/agriculture/rural-development-2014-2020/country-files/fr_en.htm
National Partnership Agreement summary	http://ec.europa.eu/contracts_grants/pa/partnership-agreement-france-summary_en.pdf
Partnership Agreement	http://www.europe-en-france.gouv.fr/L-Europe-s-engage/Accord-de-partenariat
Rural Development Regulation 2014-2020	Regulation (EU) N° 1305/2013 of the European Parliament and of the Council on support for rural development by the European Agricultural Fund for Rural Development (EAFRD) [PDF en]

Source of information: All data and the figures presented in this summary come from the European Commission approved version of the France - Rhône-Alpes 2014-2020 Rural Development Programme. The examples of expected achievements and key challenges on page 1 were retrieved from: DG AGRI, Factsheet on 2014-2020 Rural Development Programme for Rhône-Alpes , September 2015.

Disclaimer: This document aims to provide an accessible summary of selected RDP content. The information provided should not be considered a comprehensive account of the original RDP content.

Summary version: Version 1

Last updated: November 2015

Corresponding RDP: Rhône-Alpes 2014-2020 RDP, code 2014FR06RDRP082, version 1.2, approved 17/09/2015.



The European Network for
Rural Development

ENRD Contact Point
Rue de la Loi, 38 Boîte n.4 - 1040
Brussels, Belgium
Tel. +32 2 801 38 00
email: info@enrd.eu
website: <http://enrd.ec.europa.eu/>