

1. General information

Geographical Area	Country	France
	Region	Poitou-Charentes
Rural population (1)	Inhabitants (5)	1.8 million
	% of total population (5)	100.0 %
	Density - Inhab/km2 (6)	69.0
Rural area (1)	Km2 (4)	25 810
	% of total area (4)	100.0 %
Agricultural area <i>Total Utilised Agricultural Area (UAA)</i>	Ha (2)	1.7 million
	% of total territory (7)	66.7 %
Forest and other wooded land	Ha (2)	0.5 million
	% of total area (2)	17.2 %
Total employment	People (3)	0.7 million
Rural employment (1)	% of total workforce (3)	100.0 %

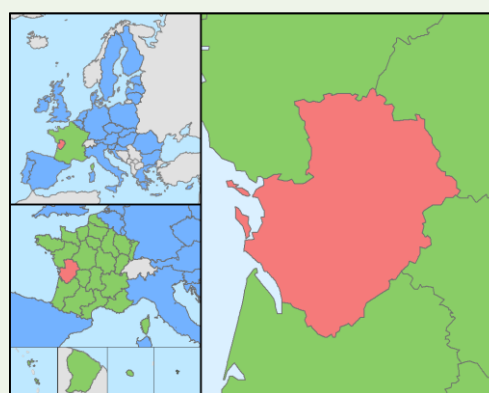
Data source: France – Poitou-Charente 2014-2020 Rural Development Programme (RDP). Note: (1) OECD definition applies, including intermediate and predominantly rural regions; (2) 2010 data; (3) 2011 data; (4) 2012 data; (5) 2013 data; (6) 2013 based on 2012 rural territory; (7) 2010 based on 2012 total region territory data.

EAFRD* support: EUR 397 522 211 <i>0.4 % of Total EAFRD support for EU-28</i>	+	National contribution: EUR 237 718 192	=	Planned total public expenditure: EUR 635 240 403
--	---	--	---	---

* European Agricultural Fund for Rural Development (EAFRD)

Primary sector contribution to Gross Value Added (GVA)	% of total (2)	5.7 %
No of agricultural holdings	No (2)	25 450
Average farm size	ha UAA/holding (2)	67.6
High Nature Value farming	% of total UAA (2)	7.6 %
Farmland Birds Index (FBI)	Index 2000 = 100	85.8
	<i>From 2000 to 2009 the FBI measuring the relative abundance of farmland bird species decreased by 14.2 %.</i>	

Map: France – Poitou-Charentes



Examples of expected achievements

- The RDP will support the implementation of 33 cooperation projects including 6 operational groups within the European Innovation Partnership (EIP) "Agricultural Productivity and Sustainability".
- The programme will support modernization and development projects in 1 330 farms.
- The RDP also aims to support 600 farmers to participate in quality systems, local markets and short supply chains.
- About 10 % of the agricultural area will be under agri-environment-climate contracts.
- Changes in agricultural practices will be accompanied by about 200 non-productive investments projects linked to the achievement of agri-environmental objectives.
- Around 8 000 ha of irrigated land will be supported to adopt more efficient irrigation systems.
- The program will help provide improved services to 80 000 people and better accessibility and use of Information and Communication Technologies (ICT) to 10 850 people in rural areas.
- About 600 000 people in the region will benefit from Local Development Strategies (LDS).

Examples of key challenges

- The regional economy is based mainly on four sectors: primary sector activities, food industries, capital goods industries and financial activities and equipment with a predominance of a network of small businesses.
- About 46 % of the region's agricultural area are in areas with natural constraints.
- The region's territory is of remarkable biological wealth. Significant areas are integrated into the Natura 2000 network which includes 89 sites of which 5 are marine sites.
- Irrigation covers less than 9 % of the region's UAA and its infrastructure is in decline.
- At the region the level of services in rural areas is low and does not address the region's specificities (ageing, poverty, etc.).

Source: DG AGRI, *Factsheet on 2014-2020 Rural Development Programme for Poitou-Charentes*, September 2015
http://ec.europa.eu/agriculture/rural-development-2014-2020/country-files/fr/factsheet-poitou-charentes_fr.pdf

2. RDP focus areas: planned expenditure, measures and 2023 targets

This section illustrates each rural development priority (P) with a focus on: the indicative budget per Focus Area (FA) and its breakdown by selected measure; and the relation between the indicative planned total public expenditure and the expected 2023 targets set by the Managing Authority for each focus area.

P1 - Knowledge transfer & innovation: Fostering knowledge transfer and innovation in agriculture, forestry, and rural areas

Priority 1 is considered a cross-cutting priority: the budget under Priorities 2 to 6 contributes to the achievement of Priority 1 specific targets.

Focus Area 1A. Innovation & cooperation

Target indicator	Value
T1 - % of expenditure under Articles 14, 15 and 35 of Regulation (EU) No 1305/2013 in relation to the total expenditure for the RDP	3.3 %

Focus Area 1B. Links with research & innovation

Target indicator	Value
T2 - Total number of cooperation operations supported under the cooperation measure (Article 35 of Regulation (EU) No 1305/2013) (groups, networks/clusters, pilot projects...), of which: Nr of EIP operational groups to be supported (establishment and operation)	33 6


Focus Area 1C. Lifelong learning & vocational training

Target indicator	Value
T3 - Total number of participants trained under Article 14 of Regulation (EU) No 1305/2013	4 820

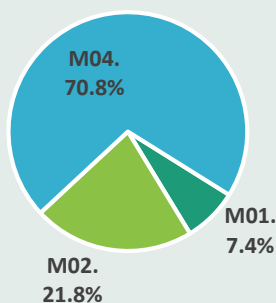
P2 – Competitiveness: Enhancing farm viability and competitiveness of all types of agriculture in all regions and promoting innovative farm technologies and sustainable management of forest

Focus Area 2A. Farm's performance, restructuring & modernization

Total public budget (million EUR)




Breakdown of FA budget by measure (%)



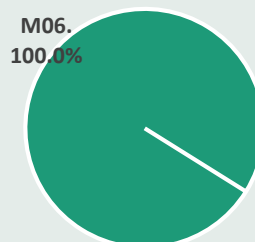
Target indicator	Value
T4 - % of agricultural holdings with RDP support for investments in restructuring or modernisation	5.2 %

Focus Area 2B. Entry of skilled/younger farmers

Total public budget (million EUR)



Breakdown of FA budget by measure (%)



Target indicator	Value
T5 - % of agricultural holdings with RDP supported business development plan/investments for young farmers	4.1 %

P3 – Food chain & risk management: Promoting food chain organisation, including processing and marketing of agricultural products, animal welfare and risk management in agriculture

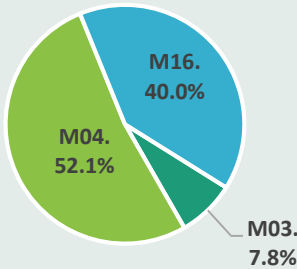
Focus Area 3A. Agri-food chain integration & quality

Total public budget (million EUR)



Breakdown of FA budget by measure (%)

Measure	m EUR
M03	0.5
M04	3.2
M16	2.4



Target indicator


Value

T6 - % of agricultural holdings receiving support for participating in quality schemes, local markets and short supply circuits, and producer groups/organisations

2.4 %

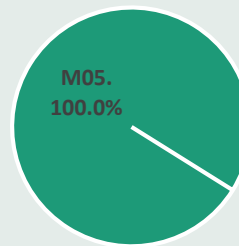
Focus Area 3B. Risk prevention & management

Total public budget (million EUR)



Breakdown of FA budget by measure (%)

Measure	m EUR
M05	0.1



Target indicator

Value

-

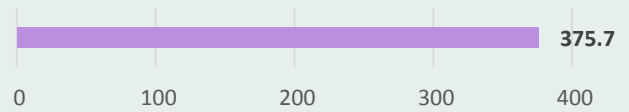
-

P4 – Ecosystems management: Restoring, preserving and enhancing ecosystems related to agriculture and forestry

Focus Areas

- 4A. Biodiversity's restoration, preservation & enhancement
- 4B. Water management
- 4C. Soil erosion & soil management

Total public budget (million EUR)



Target indicator

Value

T8 - % of forest/other wooded area under management contracts supporting biodiversity

0.02 %

T9 - % of agricultural land under management contracts supporting biodiversity and/or landscapes

8.8 %

T10 - % of agricultural land under management contracts to improve water management

4.2 %

T12 - % of agricultural land under management contracts to improve soil management and/or prevent soil erosion

0.5 %

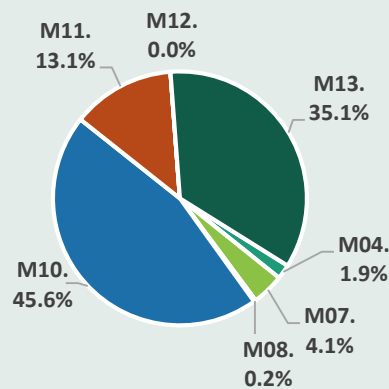
T13 - % of forestry land under management contracts to improve soil management and/or prevent soil erosion

0.02 %

Breakdown of FA budget by measure (%)

Measure

m EUR



Measure	m EUR
M04	7.0
M07	15.3
M08	0.9
M10	171.3
M11	49.3
M12	0.01
M13	131.8

P5 - Resource efficiency & climate: Promoting resource efficiency and supporting the shift towards a low carbon and climate resilient economy in agriculture, food and forestry sectors

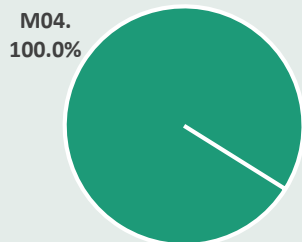
Focus Area 5A. Water use efficiency

Total public budget (million EUR)



Breakdown of FA budget by measure (%)

Measure	m EUR
M04	60.8



Target indicator


Value

T14 - % of irrigated land switching to more efficient irrigation system

5.4 %

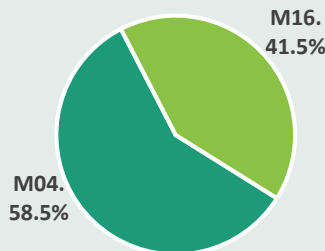
Focus Area 5C. Renewable sources & waste management

Total public budget (million EUR)



Breakdown of FA budget by measure (%)

Measure	m EUR
M04	0.8
M16	0.6



Target indicator


Value

T16 - Total investment in renewable energy production (EUR)

2.0 m

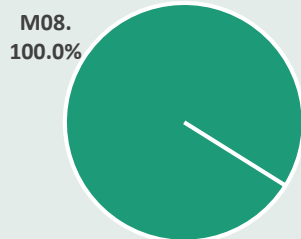
Focus Area 5E. Carbon conservation & sequestration

Total public budget (million EUR)



Breakdown of FA budget by measure (%)

Measure	m EUR
M08	1.3



Target indicator

Value


T19 - % of agricultural and forest land under management contracts contributing to carbon sequestration and conservation

0.4 %

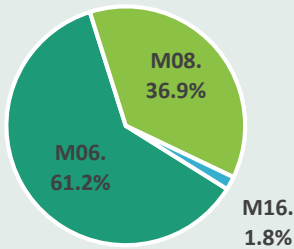
P6 - Social inclusion & local development: Promoting social inclusion poverty reduction and economic development in rural areas

Focus Area 6A. Diversification & job creation

Total public budget (million EUR)



Breakdown of FA budget by measure (%)



Measure	m EUR
M04	6.3
M06	4.9
M08	1.6

Target indicator


Value

T20 - Jobs created in supported projects

135

Focus Area 6B. Local development

Total public budget (million EUR)



Breakdown of FA budget by measure (%)



Measure	m EUR
M07	20.5
M19	38.5

Target indicator

Value

T21 - % of rural population covered by local development strategies

33.7 %

T22 - % of rural population benefiting from improved services/infrastructures


4.5 %

T23 - Jobs created in supported projects (LEADER)

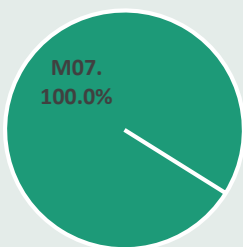
100

Focus Area 6C. Information & communication technologies (ICT)

Total public budget (million EUR)



Breakdown of FA budget by measure (%)



Measure	m EUR
M07	12.7

Target indicator

Value

T24 - % of rural population benefiting from new or improved services/infrastructures (ICT)

0.6 %

3. Planned expenditure per priority

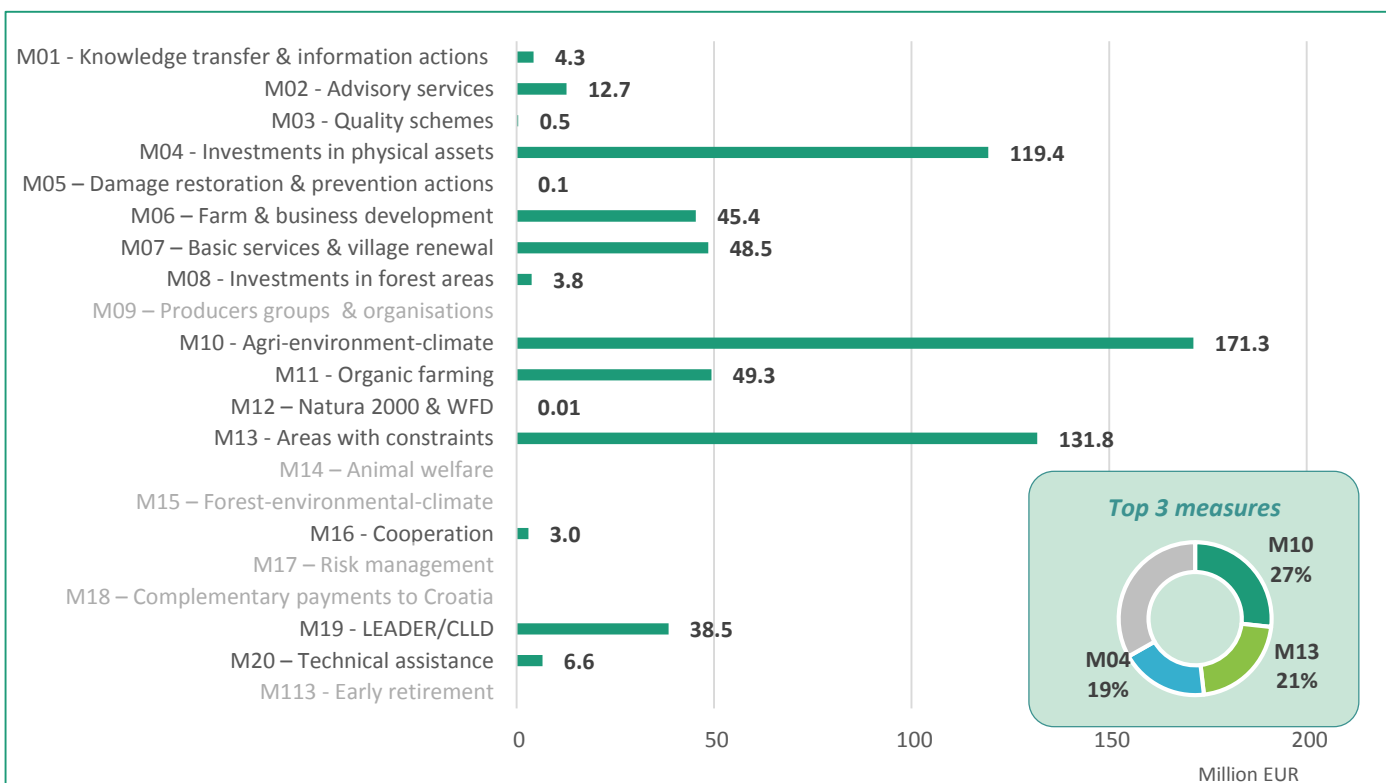
The following table shows how the planned total public expenditure (comprising the EAFRD support and the national contribution) is allocated between rural development priorities. Priority 1 is considered to be cross-cutting and no separate financial allocation is shown as the expenditure is distributed across other focus areas.

Priority	Total public expenditure per priority (million EUR)	% of total public expenditure*	
P1 - Knowledge transfer & innovation	P2 - Competitiveness	98.8	15.6 %
	P3 - Food chain & risk management	6.2	1.0 %
	P4 - Ecosystems management	375.7	59.2 %
	P5 - Resource efficiency & climate	63.5	10.0 %
	P6 - Social inclusion & local development	84.5	13.3 %

* Figures do not add up to 100 % because the budget for technical assistance is not included. The budget for technical assistance is available in Section 4.

4. Planned expenditure per measure (million EUR)

The following chart shows the indicative planned total public expenditure per measure (comprising the EAFRD support and the national contribution). The measures illustrated in the chart are the complete list of measures selected within the RDP. Measures in color light gray were not selected by the region.



5. Choice of measures by priority and focus areas

The following chart shows which priorities and focus areas are selected in the RDP and the combination of measures used to address them. For each measure the budget breakdown per focus area is given. Priority 1 is considered to be cross-cutting and no separate financial allocation is shown as the expenditure is distributed across other focus areas. Expenditure under Priority 4 is programmed for the priority as a whole, not for individual focus areas.

Priority	P1 Knowledge transfer & innovation			P2 Competitiveness		P3 Food chain & risk management		P4 Ecosystems management			P5 Resource efficiency & climate					P6 Social inclusion & local development			Total	Planned expenditure (million EUR)
	1A - Innovation & cooperation	1B - Links with research & innovation	1C - Lifelong learning & vocational training	2A - Farm's performance, restructuring & modernisation	2B - Entry of skilled/younger farmers	3A - Agri-food chain integration & quality	3B - Risk prevention & management	4A - Biodiversity's restoration, preservation & enhancement	4B - Water management	4C - Soil erosion & soil management	5A - Water use efficiency	5B - Energy use efficiency	5C - Renewable sources & waste management	5D - Greenhouse Gas & ammonia emissions	5E - Carbon conservation & sequestration	6A - Diversification & job creation	6B - Local development	6C - ICT - Information & communication technologies		
M01 - Knowledge transfer & information actions				100%															100%	4.3
M02 - Advisory services				100%															100%	12.7
M03 - Quality schemes						100%													100%	0.5
M04 - Investments in physical assets				34.6%		2.7%		6%		51%		0.7%				5%			100%	119.4
M05 - Damage/restoration /prevention actions							100%												100%	0.1
M06 - Farm & business development					89%											11%			100%	45.4
M07 - Basic services & village renewal								32%									42%	26%	100%	48.5
M08 - Investments in forest areas								24%						35%	41%				100%	3.8
M09 - Producers groups & organisations																				
M10 - Agri-environment-climate								100%											100%	171.3
M11 - Organic farming								100%											100%	49.3
M12 - Natura 2000 & WFD								100%											100%	0.01
M13 - Areas with constraints								100%											100%	131.8
M14 - Animal welfare																				
M15 - Forest-environmental-climate																				
M16 - Cooperation						81%						19%							100%	3.0
M17 - Risk management																				
M18 - Complementary payments to Croatia																				
M19 - LEADER/CLLD																100%			100%	38.5

6. Additional info

Date of RDP approval	17/09/2015
French National Rural Network	Le Réseau Rural Français http://www.reseaurural.fr/
Managing authority	Région Poitou-Charentes
Paying agency	Agence de Services et de Paiement
Coordination body	Agence de Services et de Paiement Mission de coordination des organismes payeurs des fonds agricoles (MCFA)
RDP country documents	http://ec.europa.eu/agriculture/rural-development-2014-2020/country-files/fr_en.htm
National Partnership Agreement summary	http://ec.europa.eu/contracts_grants/pa/partnership-agreement-france-summary_en.pdf
Partnership Agreement	http://www.europe-en-france.gouv.fr/L-Europe-s-engage/Accord-de-partenariat
Rural Development Regulation 2014-2020	Regulation (EU) N° 1305/2013 of the European Parliament and of the Council on support for rural development by the European Agricultural Fund for Rural Development (EAFRD) [PDF en]

Source of information: All data and the figures presented in this summary come from the European Commission approved version of the France – Poitou-Charentes 2014-2020 Rural Development Programme. The examples of expected achievements and key challenges on page 1 were retrieved from: DG AGRI, Factsheet on 2014-2020 Rural Development Programme for Poitou-Charentes, January 2016.

Disclaimer: This document aims to provide an accessible summary of selected RDP content. The information provided should not be considered a comprehensive account of the original RDP content.

Summary version: Version 1

Last updated: January 2016

Corresponding RDP: France – Poitou-Charentes 2014-2020 RDP, code 2014FR06RDRP054, version 2, approved 17/09/2015.



The European Network for
Rural Development

ENRD Contact Point
Rue de la Loi, 38 Boîte n.4 - 1040
Brussels, Belgium
Tel. +32 2 801 38 00
email: info@enrd.eu
website: <http://enrd.ec.europa.eu/>