

1. General information

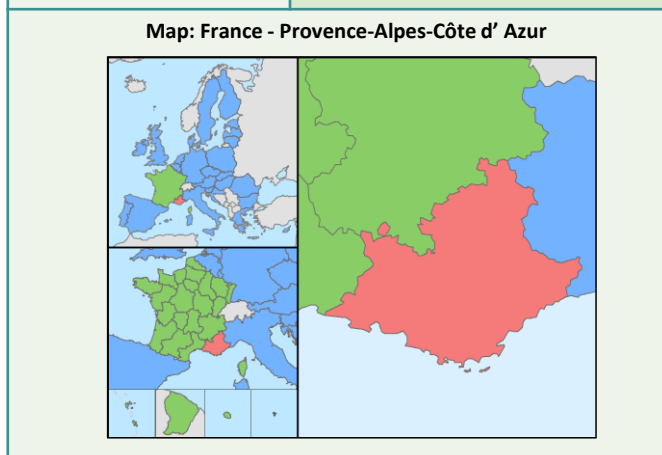
Geographical Area	Country	France
	Region	Provence-Alpes - Côte d' Azur
Rural population (1)	Inhabitants (3)	1.9 million
	% of total population (3)	37.8 %
	Density - Inhab/km2 (3)	84.6
Rural area (1)	Km2 (3)	22 011.4
	% of total area (3)	70.1 %
Agricultural area <i>Total Utilised Agricultural Area (UAA)</i>	Ha (2)	0.8 million
	% of total territory (2)	26.0 %
Forest and other wooded land	Ha (2)	1.7 million
	% of total area (2)	52.2 %
Total employment	People (2)	2.0 million
Rural employment (1)	% of total workforce (2)	35.4 %

Data source: France - Provence-Alpes-Côte d' Azur 2014-2020 Rural Development Programme (RDP). Note: (1) OECD definition applies, including intermediate and predominantly rural regions; (2) 2010 data; (3) 2012 data.

EAFRD* support: EUR 476 769 791 <small>0.5 % of Total EAFRD support for EU-28</small>	+	National contribution: EUR 254 414 989	=	Planned total public expenditure: EUR 731 184 780
---	---	---	---	--

* European Agricultural Fund for Rural Development (EAFRD)

Primary sector contribution to Gross Value Added (GVA)	% of total (2)	1.4 %
No of agricultural holdings	No (2)	22 440
Average farm size	ha UAA/holding (2)	36.3
High Nature Value farming	% of total UAA (2)	58.2 %
Farmland Birds Index (FBI)	Index 2000 = 100	75.2
	<i>From 2000 to 2009 the FBI measuring the relative abundance of farmland bird species decreased by 24.8 %.</i>	



Examples of expected achievements

- The RDP will aim to provide training for 2 000 participants from the agricultural, food and forestry sectors in order to promote lifelong learning.
- The programme will support around 2 000 farms (9 % of the total) through modernization projects and the development of 420 small farms. Similarly, the programme will support 1 350 young farmers throughout the programming period.
- About 33 % of the agricultural area will be under agri-environment-climate contracts.
- The programme will support the conversion (27 000 ha) and maintenance of organic farming with the goal of reaching 30 % of the agricultural area used for organic farming by 2020.
- It is expected that 4 000 ha (4.1 % of irrigated areas) will be supported to benefit from more efficient irrigation systems.
- The programme aims to support 13 Local Development Strategies (LDS) that will benefit about 43 % of the population and will generate 270 jobs.

Examples of key challenges

- The region has 113 Natura 2000 sites which cover 31 % of the region's area. This highlights the critical role of cultivated agricultural land, pastures and forests in preserving biodiversity.
- The average farm income in the region is relatively low. Fruit and vegetable sectors are in a difficult economic situation due to repeated crises in the recent years.
- Agriculture in the region is constrained by the peri-urban areas and more than half of the farms are located in urban centers or near them.
- Besides these areas of high land pressure, the region is also characterized by a very large proportion of UAA in areas with natural constraints (63.5 %), mainly in mountain areas.
- About 38 % of the population resides in rural and predominantly rural areas which are in deficit of services to the population (health, culture, leisure), etc.

Source: DG AGRI, *Factsheet on 2014-2020 Rural Development Programme for Provence-Alpes-Côte d' Azur*, August 2015
http://ec.europa.eu/agriculture/rural-development-2014-2020/country-files/fr/factsheet-paca_fr.pdf

2. RDP focus areas: planned expenditure, measures and 2023 targets

This section illustrates each rural development priority (P) with a focus on: the indicative budget per Focus Area (FA) and its breakdown by selected measure; and the relation between the indicative planned total public expenditure and the expected 2023 targets set by the Managing Authority for each focus area. The target indicators identified with the country code (FR_PAC) are specific to the Provence-Alpes-Côte d'Azur Programme.

P1 - Knowledge transfer & innovation: Fostering knowledge transfer and innovation in agriculture, forestry, and rural areas

Priority 1 is considered a cross-cutting priority: the budget under Priority 2 - 6 contributes to the achievements of Priority 1 specific targets.

Focus Area 1A. Innovation & cooperation

Target indicator	Value
T1 - % of expenditure under Articles 14, 15 and 35 of Regulation (EU) No 1305/2013 in relation to the total expenditure for the RDP	2.1 %

Focus Area 1C. Lifelong learning & vocational training

Target indicator	Value
T3 - Total number of participants trained under Article 14 of Regulation (EU) No 1305/2013	2 000

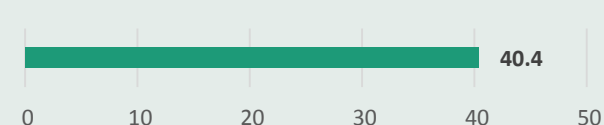
Focus Area 1B. Links with research & innovation

Target indicator	Value
T2 - Total number of cooperation operations supported under the cooperation measure (Article 35 of Regulation (EU) No 1305/2013) (groups, networks/clusters, pilot projects...), of which: Nr of EIP operational groups to be supported (establishment and operation)	96 25

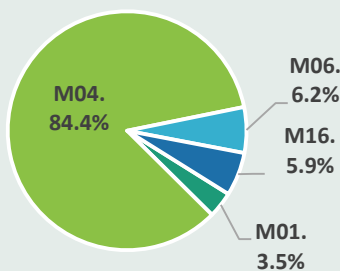
P2 – Competitiveness: Enhancing farm viability and competitiveness of all types of agriculture in all regions and promoting innovative farm technologies and sustainable management of forest

Focus Area 2A. Farm's performance, restructuring & modernization

Total public budget (million EUR)



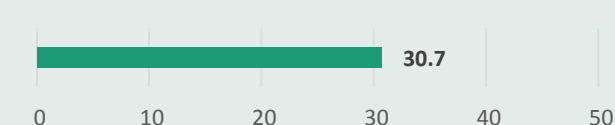
Breakdown of FA budget by measure (%)



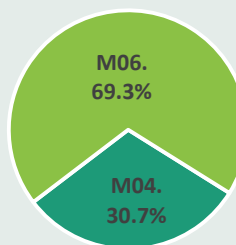
Target indicator	Value
T4 - % of agricultural holdings with RDP support for investments in restructuring or modernisation	8.9 %

Focus Area 2B. Entry of skilled/younger farmers

Total public budget (million EUR)



Breakdown of FA budget by measure (%)



Target indicator	Value
T5 - % of agricultural holdings with RDP supported business development plan/investments for young farmers	6.0 %

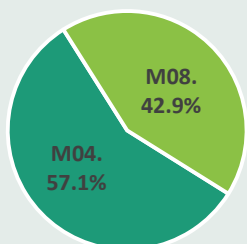
P2 – Competitiveness: Enhancing farm viability and competitiveness of all types of agriculture in all regions and promoting innovative farm technologies and sustainable management of forest

Focus Areas 2C+. Competitiveness of wood industry and sustainable forest management

Total public budget (million EUR)



Breakdown of FA budget by measure (%)



Measure	m EUR
M04	2.9
M08	2.2

Target indicator

Value


FR_PAC01 - Investments in forest access (EUR)

3.6 m

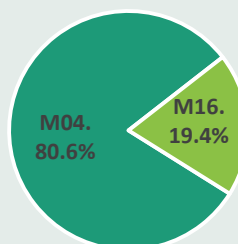
P3 – Food chain & risk management: Promoting food chain organisation, including processing and marketing of agricultural products, animal welfare and risk management in agriculture

Focus Area 3A. Agri-food chain integration & quality

Total public budget (million EUR)



Breakdown of FA budget by measure (%)



Measure	m EUR
M04	19.7
M08	4.8

Target indicator

Value

T6 - % of agricultural holdings receiving support for participating in quality schemes, local markets and short supply circuits, and producer groups/organisations

0.5 %

FR_PAC02- Total investments (public and private) for investment support for the processing and marketing of agricultural products (4.2) (EUR)

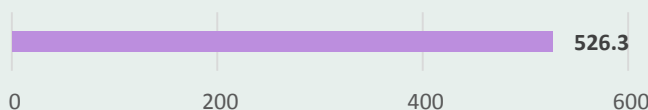
49.3 m

P4 – Ecosystems management: Restoring, preserving and enhancing ecosystems related to agriculture and forestry

Focus Areas

- 4A. Biodiversity's restoration, preservation & enhancement
- 4B. Water management
- 4C. Soil erosion & soil management

Total public budget (million EUR)



Target indicator

Value

FR_PAC03 - Total investments for preventive actions for forest protection (EUR)

13 m

T9 - % of agricultural land under management contracts supporting biodiversity and/or landscapes

33.1 %

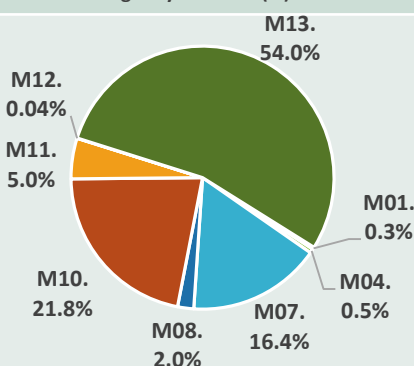
T10 - % of agricultural land under management contracts to improve water management

7.7 %

T12 - % of agricultural land under management contracts to improve soil management and/or prevent soil erosion

34.8 %

Breakdown of FA budget by measure (%)

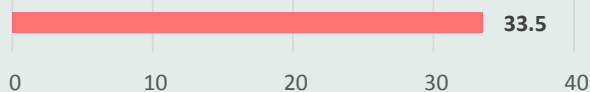


Measure	m EUR
M01	1.5
M04	2.7
M07	86.2
M08	10.4
M10	114.8
M11	26.2
M12	0.2
M13	284.3

P5 - Resource efficiency & climate: Promoting resource efficiency and supporting the shift towards a low carbon and climate resilient economy in agriculture, food and forestry sectors

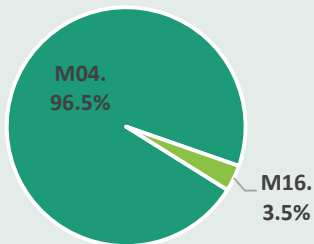
Focus Area 5A. Water use efficiency

Total public budget (million EUR)



Breakdown of FA budget by measure (%)

Measure	m EUR
M04	32.3
M02	1.2



Target indicator

Value

T14 - % of irrigated land switching to more efficient irrigation system

4.1 %

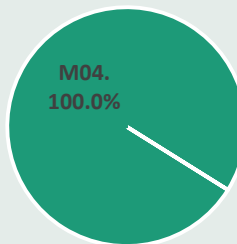
Focus Area 5B. Energy use efficiency

Total public budget (million EUR)



Breakdown of FA budget by measure (%)

Measure	m EUR
M04	1.3



Target indicator

Value

T15 - Total investment for energy efficiency (EUR)

3.1 m

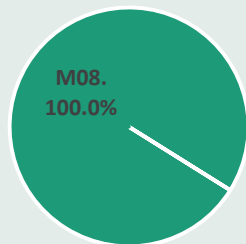
Focus Area 5E. Carbon conservation & sequestration

Total public budget (million EUR)



Breakdown of FA budget by measure (%)

Measure	m EUR
M08	0.4



Target indicator

Value

T19 - % of agricultural and forest land under management contracts contributing to carbon sequestration and conservation

9.7 %

P6 - Social inclusion & local development: Promoting social inclusion poverty reduction and economic development in rural areas

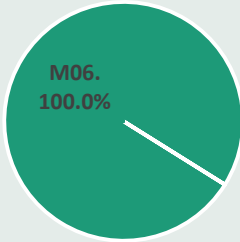
Focus Area 6A. Diversification & job creation

Total public budget (million EUR)



Breakdown of FA budget by measure (%)

Measure	m EUR
M06	3.6



Target indicator

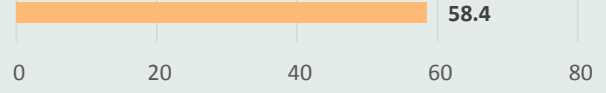
Value

T20 - Jobs created in supported projects

20

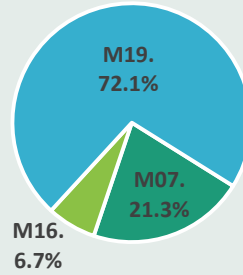
Focus Area 6B. Local development

Total public budget (million EUR)



Breakdown of FA budget by measure (%)

Measure	m EUR
M07	12.4
M16	3.9
M19	42.1



Target indicator

Value

T21 - % of rural population covered by local development strategies

43.0 %

T22 - % of rural population benefiting from improved services/infrastructures

5.4 %

T23 - Jobs created in supported projects (LEADER)

270

3. Planned expenditure per priority

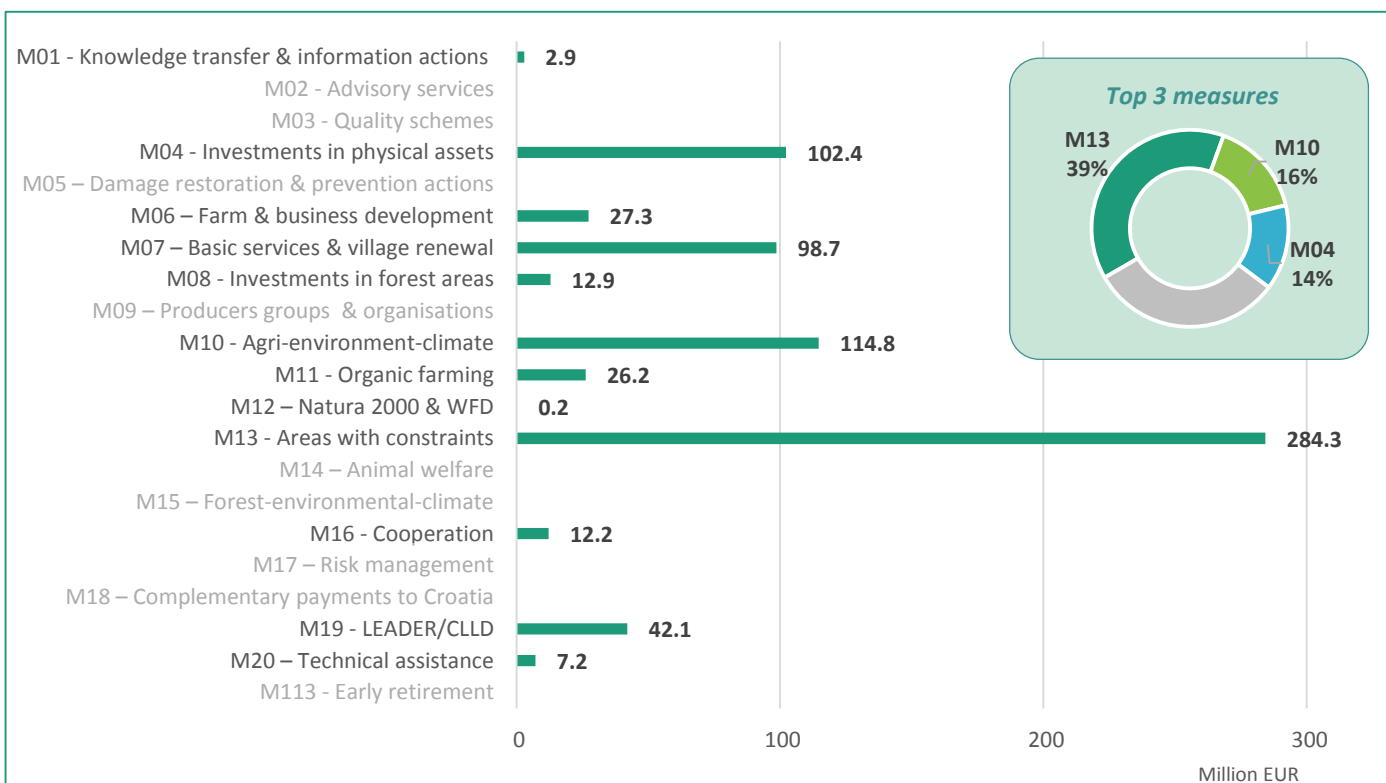
The following table shows how the planned total public expenditure (comprising the EAFRD support and the national contribution) is allocated between rural development priorities. Priority 1 is considered to be cross-cutting and no separate financial allocation is shown as the expenditure is distributed across other focus areas.

Priority	Total public expenditure per priority (million EUR)	% of total public expenditure*	
P1 - Knowledge transfer & innovation	P2 - Competitiveness	76.1	10.4 %
	P3 - Food chain & risk management	24.5	3.4 %
	P4 - Ecosystems management	526.3	72.0 %
	P5 - Resource efficiency & climate	35.1	4.8 %
	P6 - Social inclusion & local development	62.0	8.5 %

* Figures do not add up to 100 % because the budget for technical assistance is not included. The budget for technical assistance is available in section 4.

4. Planned expenditure per measure (million EUR)

The following chart shows the indicative planned total public expenditure per measure (comprising the EAFRD support and the national contribution). The measures illustrated in the chart are the complete list of measures selected within the RDP. Measures in color light gray were not selected by the region.



5. Choice of measures by priority and focus areas

The following chart shows which priorities and focus areas are selected in the RDP and the combination of measures used to address them. For each measure the budget breakdown per focus area is given. Priority 1 is considered to be cross-cutting and no separate financial allocation is shown as the expenditure is distributed across other focus areas. Expenditure under Priority 4 is programmed for the priority as a whole, not for individual focus areas.

Priority	P1 Knowledge transfer & innovation			P2 Competitiveness			P3 Food chain & risk management	P4 Ecosystems management			P5 Resource efficiency & climate					P6 Social inclusion & local development			Total	Planned expenditure (million EUR)			
	1A - Innovation & cooperation	1B - Links with research & innovation	1C - Lifelong learning & vocational training	2A - Farm's performance, restructuring & modernisation	2B - Entry of skilled/younger farmers	2C - Competitiveness of wood industry & forest management	3A - Agri-food chain integration & quality	3B - Risk prevention & management	4A - Biodiversity's restoration, preservation & enhancement	4B - Water management	4C - Soil erosion & soil management	5A - Water use efficiency	5B - Energy use efficiency	5C - Renewable sources & waste management	5D - Greenhouse gas & ammonia emissions	5E - Carbon conservation & sequestration	6A - Diversification & job creation	6B - Local development			6C - ICT - Information & communication technologies		
M01 - Knowledge transfer & information actions				49%					51%												100%	2.9	
M02 - Advisory services																							
M03 - Quality schemes																							
M04 - Investments in physical assets				33%	9%	3%	19%		3%			32%	1%								100%	102.4	
M05 - Damage/restoration /prevention actions																							
M06 - Farm & business development				9%	78%												13%				100%	27.3	
M07 - Basic services & village renewal									87%									13%			100%	98.7	
M08 - Investments in forest areas						17%			81%							3%					100%	12.9	
M09 - Producers groups & organisations																							
M10 - Agri-environment-climate									100%												100%	114.8	
M11 - Organic farming									100%												100%	26.2	
M12 - Natura 2000 & WFD									100%												100%	0.2	
M13 - Areas with constraints									100%												100%	284.3	
M14 - Animal welfare																							
M15 - Forest-environmental-climate																							
M16 - Cooperation				19%		39%						10%									32%	100%	12.2
M17 - Risk management																							
M18 - Complementary payments to Croatia																							
M19 - LEADER/CLLD																					100%	100%	42.1

6. Additional info

Date of RDP approval	13/08/2015
French National Rural Network	Le Réseau Rural Français http://www.reseaurural.fr/
Managing authority	Région Provence-Alpes-Côte-d'Azur
Paying agency	Agence de Services et de Paiement
Coordination body	Agence de Services et de Paiement - Mission de coordination des organismes payeurs des fonds agricoles
RDP country documents	http://ec.europa.eu/agriculture/rural-development-2014-2020/country-files/fr_en.htm
National Partnership Agreement summary	http://ec.europa.eu/contracts_grants/pa/partnership-agreement-france-summary_en.pdf
Partnership Agreement	http://www.europe-en-france.gouv.fr/L-Europe-s-engage/Accord-de-partenariat
Rural Development Regulation 2014-2020	Regulation (EU) N° 1305/2013 of the European Parliament and of the Council on support for rural development by the European Agricultural Fund for Rural Development (EAFRD) [PDF en]

Source of information: All data and the figures presented in this summary come from the European Commission approved version of the France - Provence-Alpes-Côte d'Azur 2014-2020 Rural Development Programme. The examples of expected achievements and key challenges on page 1 were retrieved from: DG AGRI, Factsheet on 2014-2020 Rural Development Programme for Provence-Alpes-Côte d'Azur, August 2015.

Disclaimer: This document aims to provide an accessible summary of selected RDP content. The information provided should not be considered a comprehensive account of the original RDP content.

Summary version: Version 1

Last updated: October 2015

Corresponding RDP: FR - Île-de-France 2014-2020 RDP, code 2014FR06RDRP011, version 1.2, approved 13/08/2015.



The European Network for
Rural Development

ENRD Contact Point
Rue de la Loi, 38 Boîte n.4 - 1040
Brussels, Belgium
Tel. +32 2 801 38 00
email: info@enrd.eu
website: <http://enrd.ec.europa.eu/>