

## 1. General information

Geographical Area	Country	France
	Region	Martinique
Rural population (1)	Inhabitants (4)	0.4 million
	% of total population (4)	100.0 %
	Density - Inhab/km2 (4)	346.1
Rural area (1)	Km2 (4)	1 128.0
	% of total area (4)	100.0 %
Agricultural area <i>Total Utilised Agricultural Area (UAA)</i>	Ha (4)	0.03 million
	% of total territory (4)	21.8 %
Forest and other wooded land	Ha (4)	0.05 million
	% of total area (4)	44.7 %
Total employment	People (4)	0.1 million
Rural employment (1)	% of total workforce (2)	100.0 %

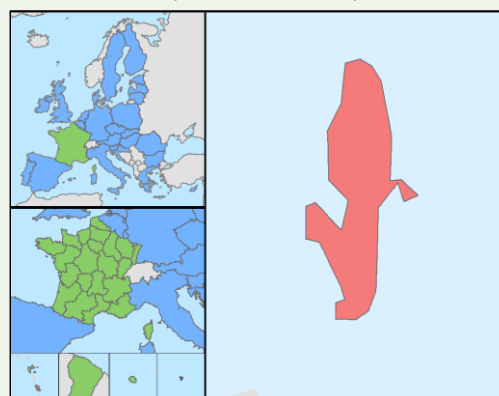
Data source: France - Martinique 2014-2020 Rural Development Programme (RDP).  
Note: (1) OECD definition applies, including intermediate and predominantly rural regions; (2) 2010 data; (3) 2011 data; (4) 2012 data; (5) 2013 data.

<b>EAFRD* support:</b> <b>EUR 130 200 000</b> <small>0.1 % of Total EAFRD support for EU-28</small>	+	<b>National contribution:</b> <b>EUR 36 105 882</b>	=	<b>Planned total public expenditure:</b> <b>EUR 166 305 882</b>
---	---	--	---	--

\* European Agricultural Fund for Rural Development (EAFRD)

Primary sector contribution to Gross Value Added (GVA)	% of total (3)	2.4 %
No of agricultural holdings	No (2)	3 320
Average farm size	ha UAA/holding (2)	7.5
High Nature Value farming	% of total UAA (5)	8.0 %
Farmland Birds Index (FBI)	Index 2000 = 100	n/a

Map: France - Martinique



### Examples of expected achievements

- The RDP will support 100 cooperation projects, including 10 operational groups under the European Innovation Partnership (EIP) on Agricultural Productivity and Sustainability.
- Moreover, to facilitate knowledge transfer through life-long learning, information actions will be realised targeting 900 participants from the agricultural, food and forestry sectors.
- The RDP will support 560 farms (17 % of the total) to improve their economic and environmental performance, and ensure their agricultural competitiveness in the long term.
- The programme will support the installation of 133 young farmers.
- Small farms are dominant in Martinique and the RDP will provide development assistance for about 260 small farms.
- More than 50 farms will receive support to promote their participation in quality systems and innovative approaches, particularly on marketing methods, including promotion of short chains and local markets.
- Agro-environment-climate measures will cover approximately 2 500 ha (10 % of the total agricultural area).
- About 20 actions will be supported for improving the energy efficiency of farms and primary producers.
- Through LEADER 3 Local Development Strategies will be funded and will cover the whole territory of the island, with the exception of the center of Fort-de-France; and eventually generate 18 jobs.
- Finally, 17 % of the rural population benefit from actions to improve access to high speed internet and broadband.

### Examples of key challenges

- Food industry, the second industry in Martinique, generates more than 36 % of the industrial employment.
- Martinique is characterized by an important diversity of natural environments and richness of species, especially endemic. This exceptional biodiversity is nevertheless fragile due to anthropisation spaces, damages from natural phenomena, etc.
- Concerning the agricultural activity there are issues to be addressed such as soil degradation and soil pollution.
- Martinique is also highly exposed to climate phenomena such as floods, earthquakes and volcanic activity.

Source: DG AGRI, *Factsheet on 2014-2020 Rural Development Programme for Martinique*, November 2015  
[http://ec.europa.eu/agriculture/rural-development-2014-2020/country-files/fr/factsheet-martinique\\_fr.pdf](http://ec.europa.eu/agriculture/rural-development-2014-2020/country-files/fr/factsheet-martinique_fr.pdf)

## 2. RDP focus areas: planned expenditure, measures and 2023 targets

This section illustrates each rural development priority (P) with a focus on: the indicative budget per Focus Area (FA) and its breakdown by selected measure; and the relation between the indicative planned total public expenditure and the expected 2023 targets set by the Managing Authority for each focus area. The target indicators identified with the country code (FR\_MRTQ) are specific to the Martinique Programme.

### P1 - Knowledge transfer & innovation: Fostering knowledge transfer and innovation in agriculture, forestry, and rural areas

Priority 1 is considered a cross-cutting priority: the budget under Priorities 2 - 6 contributes to the achievement of Priority 1 specific targets.

#### Focus Area 1A. Innovation & cooperation

Target indicator	Value
T1 - % of expenditure under Articles 14, 15 and 35 of Regulation (EU) No 1305/2013 in relation to the total expenditure for the RDP	15.9 %

#### Focus Area 1C. Lifelong learning & vocational training

Target indicator	Value
FR_MRTQ01 - Number of final beneficiaries of information activities	900

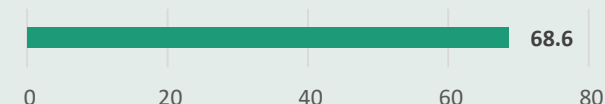
#### Focus Area 1B. Links with research & innovation

Target indicator	Value
T2 - Total number of cooperation operations supported under the cooperation measure (Article 35 of Regulation (EU) No 1305/2013) (groups, networks/clusters, pilot projects...), of which: Nr of EIP operational groups to be supported (establishment and operation)	100 10

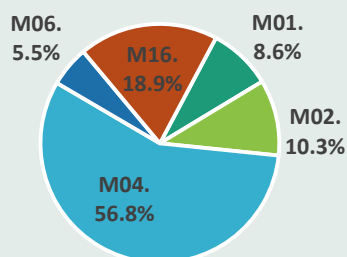
### P2 – Competitiveness: Enhancing farm viability and competitiveness of all types of agriculture in all regions and promoting innovative farm technologies and sustainable management of forest

#### Focus Area 2A. Farm's performance, restructuring & modernization

Total public budget (million EUR)



Breakdown of FA budget by measure (%)



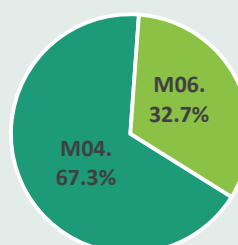
Target indicator	Value
T4 - % of agricultural holdings with RDP support for investments in restructuring or modernisation	16.9 %

#### Focus Area 2B. Entry of skilled/younger farmers

Total public budget (million EUR)



Breakdown of FA budget by measure (%)




Target indicator	Value
T5 - % of agricultural holdings with RDP supported business development plan/investments for young farmers	4.0 %

### P3 – Food chain & risk management: Promoting food chain organisation, including processing and marketing of agricultural products, animal welfare and risk management in agriculture

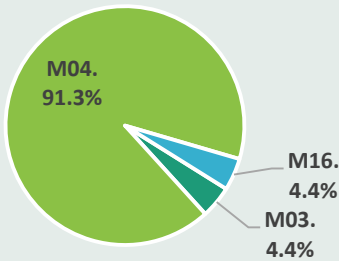
#### Focus Area 3A. Agri-food chain integration & quality

Total public budget (million EUR)



Breakdown of FA budget by measure (%)

Measure	m EUR
M03	0.6
M04	12.3
M16	0.6




Target indicator

Value

T6 - % of agricultural holdings receiving support for participating in quality schemes, local markets and short supply circuits, and producer groups/organisations	1.6 %
FR_MRTQ02 - % of agri-food businesses supported	14.9 %

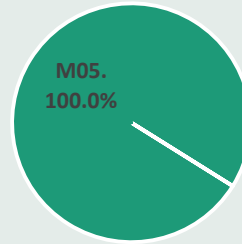
#### Focus Area 3B. Risk prevention & management

Total public budget (million EUR)



Breakdown of FA budget by measure (%)

Measure	m EUR
M05	1.5



Target indicator

Value

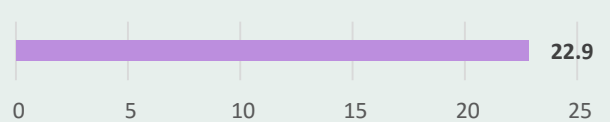
T7 - % of farms participating in risk management schemes	0.1 %
--	-------

### P4 – Ecosystems management: Restoring, preserving and enhancing ecosystems related to agriculture and forestry

Focus Areas

- 4A. Biodiversity's restoration, preservation & enhancement
- 4B. Water management
- 4C. Soil erosion & soil management

Total public budget (million EUR)



Target indicator

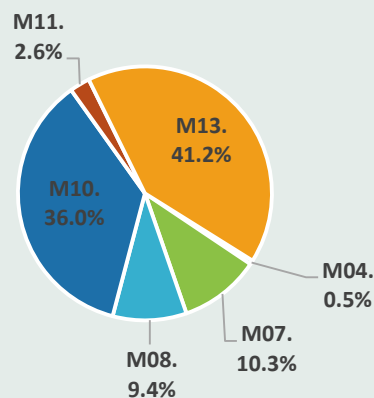
Value

T8 - % of forest/other wooded area under management contracts supporting biodiversity	0.3 %
T9 - % of agricultural land under management contracts supporting biodiversity and/or landscapes	6.3 %
T10 - % of agricultural land under management contracts to improve water management	7.0 %
T11 - % of forestry land under management contracts to improve water management	0.3 %
T12 - % of agricultural land under management contracts to improve soil management and/or prevent soil erosion	4.5 %
T13 - % of forestry land under management contracts to improve soil management and/or prevent soil erosion	0.3 %

Breakdown of FA budget by measure (%)

Measure

m EUR

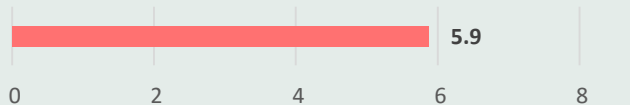


M04	0.1
M07	2.4
M08	2.1
M10	8.2
M11	0.6
M13	9.4

## P5 - Resource efficiency & climate: Promoting resource efficiency and supporting the shift towards a low carbon and climate resilient economy in agriculture, food and forestry sectors

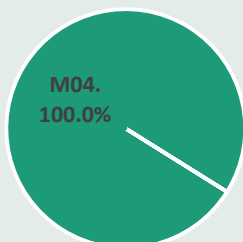
### Focus Area 5A. Water use efficiency

Total public budget (million EUR)



Breakdown of FA budget by measure (%)

Measure	m EUR
M04	5.9



Target indicator

Value

T14 - % of irrigated land switching to more efficient irrigation system	4.8 %
---	-------

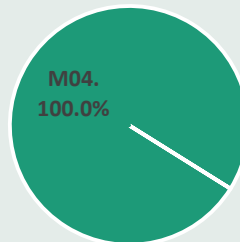
### Focus Area 5B. Energy use efficiency

Total public budget (million EUR)



Breakdown of FA budget by measure (%)

Measure	m EUR
M04	1.5



Target indicator


Value

T15 - Total investment for energy efficiency (EUR)	1.9 m
--	-------

## P6 - Social inclusion & local development: Promoting social inclusion poverty reduction and economic development in rural areas

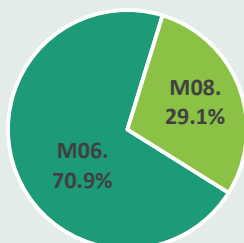
### Focus Area 6A. Diversification & job creation

Total public budget (million EUR)



Breakdown of FA budget by measure (%)

Measure	m EUR
M06	3.9
M08	1.6



Target indicator

Value

T20 - Jobs created in supported projects	23
--	----

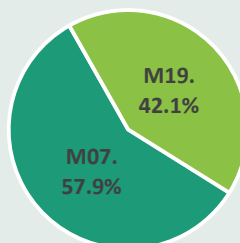
### Focus Area 6A. Diversification & job creation

Total public budget (million EUR)



Breakdown of FA budget by measure (%)

Measure	m EUR
M07	11.4
M19	8.3



Target indicator


Value

T21 - % of rural population covered by local development strategies	83.5 %
T22 - % of rural population benefiting from improved services/infrastructures	83.5 %
T23 - Jobs created in supported projects (LEADER)	18

**P6 - Social inclusion & local development:**  
 Promoting social inclusion poverty reduction and economic development in rural areas

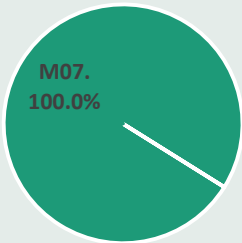
**Focus Area 6C. Information & communication technologies (ICT)**

Total public budget (million EUR)



Breakdown of FA budget by measure (%)

Measure	m EUR
M07	5.2



Target indicator

Value

T24 - % of rural population benefiting from new or improved services/infrastructures (ICT)

17.0 %

### 3. Planned expenditure per priority

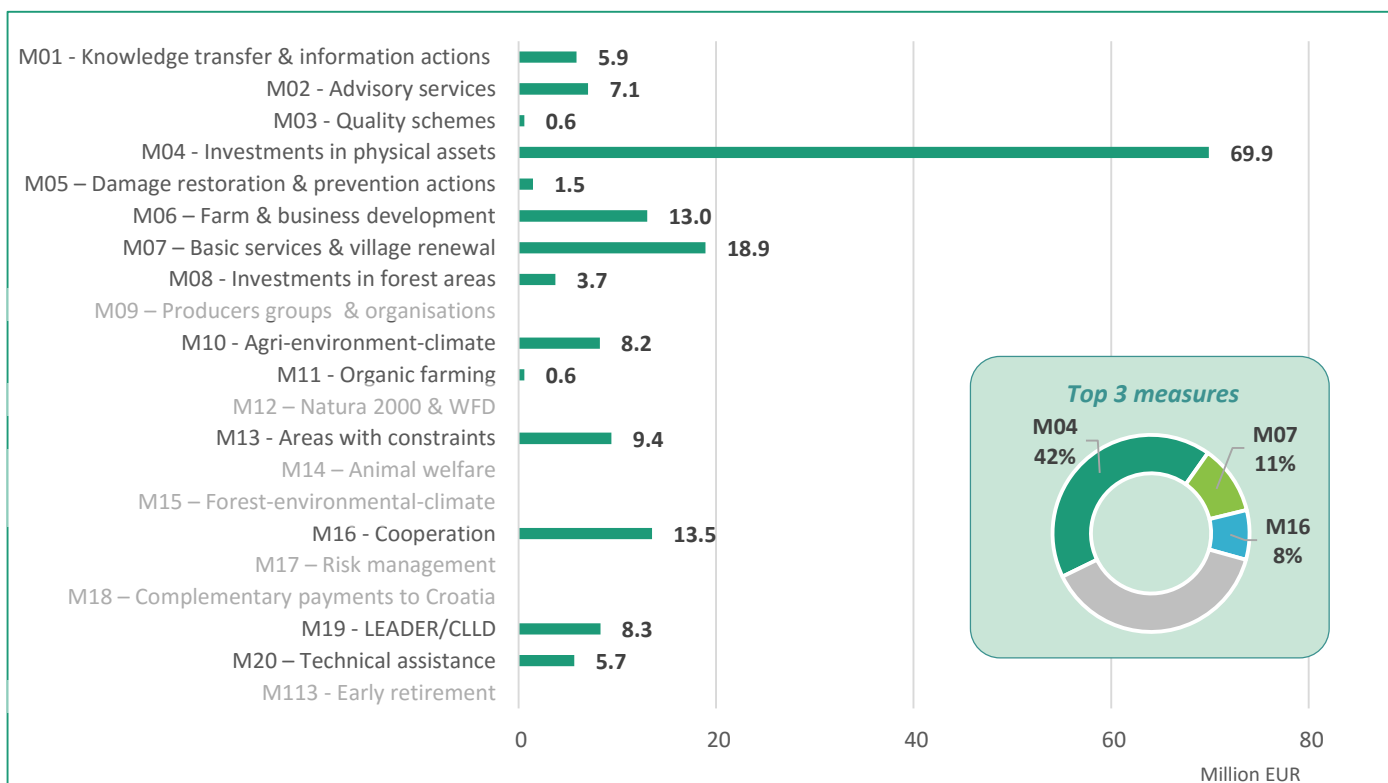
The following table shows how the planned total public expenditure (comprising the EAFRD support and the national contribution) is allocated between rural development priorities. Priority 1 is considered to be cross-cutting and no separate financial allocation is shown as the expenditure is distributed across other focus areas.

Priority	Total public expenditure per priority (million EUR)	% of total public expenditure*	
P1 - Knowledge transfer & innovation	P2 - Competitiveness	85.2	51.2 %
	P3 - Food chain & risk management	14.9	9.0 %
	P4 - Ecosystems management	22.9	13.7 %
	P5 - Resource efficiency & climate	7.4	4.4 %
	P6 - Social inclusion & local development	30.3	18.2 %

\* Figures do not add up to 100 % because the budget for technical assistance is not included. The budget for technical assistance is available in Section 4.

### 4. Planned expenditure per measure (million EUR)

The following chart shows the indicative planned total public expenditure per measure (comprising the EAFRD support and the national contribution). The measures illustrated in the chart are the complete list of measures selected within the RDP. Measures in color light gray were not selected by the region.



## 5. Choice of measures by priority and focus areas

The following chart shows which priorities and focus areas are selected in the RDP and the combination of measures used to address them. For each measure the budget breakdown per focus area is given. Priority 1 is considered to be cross-cutting and no separate financial allocation is shown as the expenditure is distributed across other focus areas. Expenditure under Priority 4 is programmed for the priority as a whole, not for individual focus areas.

Priority	P1 Knowledge transfer & innovation			P2 Competitiveness		P3 Food chain & risk management		P4 Ecosystems management			P5 Resource efficiency & climate					P6 Social inclusion & local development			Total	Planned expenditure (million EUR)
	1A - Innovation & cooperation	1B - Links with research & innovation	1C - Lifelong learning & vocational training	2A - Farm's performance, restructuring & modernisation	2B - Entry of skilled/younger farmers	3A - Agri-food chain integration & quality	3B - Risk prevention & management	4A - Biodiversity's restoration, preservation & enhancement	4B - Water management	4C - Soil erosion & soil management	5A - Water use efficiency	5B - Energy use efficiency	5C - Renewable sources & waste management	5D - Greenhouse Gas & ammonia emissions	5E - Carbon conservation & sequestration	6A - Diversification & job creation	6B - Local development	6C - ICT - Information & communication technologies		
M01 - Knowledge transfer & information actions				100%															100%	5.9
M02 - Advisory services				100%															100%	7.1
M03 - Quality schemes						100%													100%	0.6
M04 - Investments in physical assets				56%	16%	18%		0.2%		8%	2%								100%	69.9
M05 - Damage/restoration /prevention actions							100%												100%	1.5
M06 - Farm & business development				29%	41%										30%				100%	13.0
M07 - Basic services & village renewal								13%								60%	27%		100%	18.9
M08 - Investments in forest areas								58%							42%				100%	3.7
M09 - Producers groups & organisations																				
M10 - Agri-environment-climate								100%											100%	8.2
M11 - Organic farming								100%											100%	0.6
M12 - Natura 2000 & WFD																				
M13 - Areas with constraints								100%											100%	9.4
M14 - Animal welfare																				
M15 - Forest-environmental-climate																				
M16 - Cooperation				96%		4%													100%	13.5
M17 - Risk management																				
M18 - Complementary payments to Croatia																				
M19 - LEADER/CLLD																100%			100%	8.3

## 6. Additional info

<b>Date of RDP approval</b>	17/11/2015
<b>French National Rural Network</b>	Le Réseau Rural Français <a href="http://www.reseaurural.fr/">http://www.reseaurural.fr/</a>
<b>Managing authority</b>	Conseil Régional de la Martinique
<b>Paying agency</b>	Agence de Services et de Paiement (ASP)
<b>Coordination body</b>	Agence de Services et de Paiement (ASP), Mission de coordination des organismes payeurs (MCFA)
<b>RDP country documents</b>	<a href="http://ec.europa.eu/agriculture/rural-development-2014-2020/country-files/fr_en.htm">http://ec.europa.eu/agriculture/rural-development-2014-2020/country-files/fr_en.htm</a>
<b>National Partnership Agreement summary</b>	<a href="http://ec.europa.eu/contracts_grants/pa/partnership-agreement-france-summary_en.pdf">http://ec.europa.eu/contracts_grants/pa/partnership-agreement-france-summary_en.pdf</a>
<b>Partnership Agreement</b>	<a href="http://www.europe-en-france.gouv.fr/L-Europe-s-engage/Accord-de-partenariat">http://www.europe-en-france.gouv.fr/L-Europe-s-engage/Accord-de-partenariat</a>
<b>Rural Development Regulation 2014-2020</b>	Regulation (EU) N° 1305/2013 of the European Parliament and of the Council on support for rural development by the European Agricultural Fund for Rural Development (EAFRD) [PDF <a href="#">en</a> ]

**Source of information:** All data and the figures presented in this summary come from the European Commission approved version of the Martinique 2014-2020 Rural Development Programme. The examples of expected achievements and key challenges on page 1 were retrieved from: DG AGRI, Factsheet on 2014-2020 Rural Development Programme for Martinique, November 2015.

**Disclaimer:** This document aims to provide an accessible summary of selected RDP content. The information provided should not be considered a comprehensive account of the original RDP content.

**Summary version:** Version 1

**Last updated:** January 2016

**Corresponding RDP:** Martinique 2014-2020 RDP, code 2014FR06RDRP002, version 1.4, approved 17/11/2015.



The European Network for  
Rural Development

ENRD Contact Point  
Rue de la Loi, 38 Boîte n.4 - 1040  
Brussels, Belgium  
Tel. +32 2 801 38 00  
email: [info@enrd.eu](mailto:info@enrd.eu)  
website: <http://enrd.ec.europa.eu/>