

## 1. General information

<b>Geographical Area</b>	<b>Country</b>	France
	<b>Region</b>	Mayotte
<b>Rural population (1)</b>	<b>Inhabitants (4)</b>	212 650
	<b>% of total population (4)</b>	100 %
	<b>Density - Inhab/km2 (4)</b>	570.1
<b>Rural area (1)</b>	<b>Km2 (4)</b>	373.0
	<b>% of total area (4)</b>	100 %
<b>Agricultural area</b> <i>Total Utilised Agricultural Area (UAA)</i>	<b>Ha (3)</b>	7 092
	<b>% of total territory (3)</b>	19.0 %
<b>Forest and other wooded land</b>	<b>Ha (5)</b>	10 800
	<b>% of total area (5)</b>	28.9 %
<b>Total employment</b>	<b>People (3)</b>	39 600
<b>Rural employment</b>	<b>% of total workforce (4)</b>	100 %

Data source: France-Mayotte 2014-2020 Rural Development Programme (RDP).  
Note: (1) OECD definition applies, including intermediate and predominantly rural regions; (2) 2005 data; (3) 2010 data; (4) 2012 data; (5) 2014 data.

**EAFRD\* support:**  
**EUR 60 000 000**

0.1 % of Total EAFRD  
support for EU-28



**National  
contribution:**  
**EUR 20 293 333**

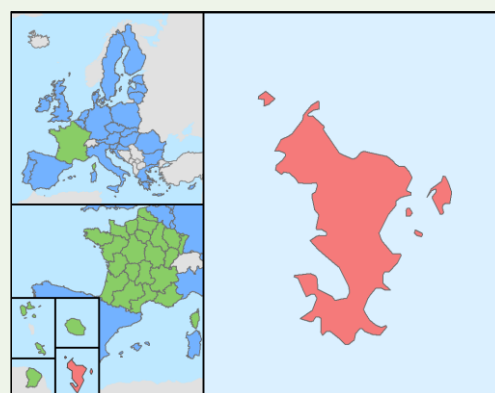


**Planned total public  
expenditure:**  
**EUR 80 293 333**

\* European Agricultural Fund for Rural Development (EAFRD)

<b>Primary sector contribution to Gross Value Added (GVA)</b>	<b>% of total (2)</b>	0.4 %
<b>No of agricultural holdings</b>	<b>No (3)</b>	8 870
<b>Average farm size</b>	<b>ha UAA/holding (3)</b>	0.5
<b>High Nature Value farming</b>	<b>% of total UAA (5)</b>	5.6 %
<b>Farmland Birds Index (FBI)</b>	<b>Index 2000 = 100</b>	0.4
	<i>From 2000 to 2014 the FBI measuring the relative abundance of farmland bird species decreased by 99.6 %.</i>	

Map: France - Mayotte



### Examples of expected achievements

- Innovation and knowledge transfer will be tackled through trainings and advisory services with expected 2 100 participants, cooperation actions using the 20 % of the total expenditure, and the creation of 5 cooperation projects and 3 European Innovation Partnership operational groups.
- The RDP aims at developing the island's agricultural sector by improving the road infrastructures, by supporting the generational renewal with the setup of 40 new young farmers, and by sustaining the modernization of the 10 % of the agricultural holdings improving their competitiveness compared with the imported goods.
- About 3 % of Programme's resources will be used to improve the marketing and processing of agricultural products. The measure "cooperation" will be mobilized to develop collective approaches in the supply chains and in the local markets.
- The programme will finance 18 studies and investment projects for the conservation, restructuring and rehabilitation of the natural heritage. Approximately 4 % of the agricultural area will be covered by agri-climate-environment contracts and 200 non-productive investment projects will be linked to the achievement of agri-environmental objectives.
- The programme will contribute to improve access to basic services in rural areas, the living environment and access to employment. About 18 % of programme resources will be used for such activities with the goal of reaching 75 % of the rural population.
- 3 Local Action Groups (LAGs) are expected to be created bringing benefits over a third of the population of Mayotte.

### Examples of key challenges

- Mayotte is characterized by the typical constraints of ultra-peripheral regions including distance from urban poles, limited agricultural surface (characterised by difficult orography) and exposure to extreme climatic conditions.
- Although Mayotte has a great agriculture potential it depends on imports of food supply that are paid at high prices.
- The agricultural sector, mostly based on semi-subsistence farming with low income generation, is in strong need of basic structural investments and modernization. It also has a major role as social development driver and economic diversification.
- Mayotte owns environmental assets, including forests, of high natural value but that are in need of improved sustainable management and protection.

Source: DG AGRI, *Factsheet sur le programme de développement rural 2014-2020 de Mayotte (France)*, February 2015  
[http://ec.europa.eu/agriculture/rural-development-2014-2020/country-files/fr/factsheet-mayotte\\_fr.pdf](http://ec.europa.eu/agriculture/rural-development-2014-2020/country-files/fr/factsheet-mayotte_fr.pdf)

## 2. RDP focus areas: planned expenditure, measures and 2023 targets

This section illustrates each rural development priority (P) with a focus on: the indicative budget per Focus Area (FA) and its breakdown by selected measure; and the relation between the indicative planned total public expenditure and the expected 2023 targets set by the Managing Authority for each focus area.

### P1 - Knowledge transfer & innovation: Fostering knowledge transfer and innovation in agriculture, forestry, and rural areas

Priority 1 is considered a cross-cutting priority: the budget under Priorities 2 - 6 contributes to the achievement of Priority 1 targets.

#### Focus Area 1A. Innovation & cooperation

Target indicator	Value
T1 - % of expenditure under Articles 14, 15 and 35 of Regulation (EU) No 1305/2013 in relation to the total expenditure for the RDP	19.0 %

#### Focus Area 1C. Lifelong learning & vocational training

Target indicator	Value
T3 - Total number of participants trained under Article 14 of Regulation (EU) No 1305/2013	2 100

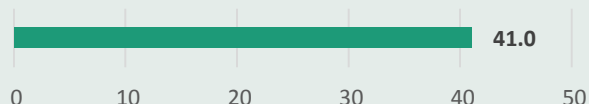
#### Focus Area 1B. Links with research & innovation

Target indicator	Value
T2 - Total number of cooperation operations supported under the cooperation measure (Article 35 of Regulation (EU) No 1305/2013) (groups, networks/clusters, pilot projects...), of which: Nr of EIP operational groups to be supported (establishment and operation)	15 3

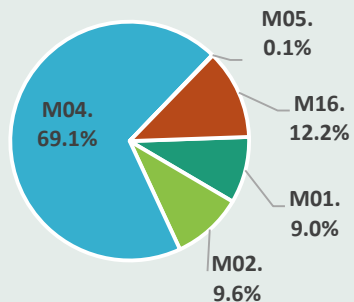
### P2 – Competitiveness: Enhancing farm viability and competitiveness of all types of agriculture in all regions and promoting innovative farm technologies and sustainable management of forest

#### Focus Area 2A. Farm's performance, restructuring & modernization

Total public budget (million EUR)




Breakdown of FA budget by measure (%)



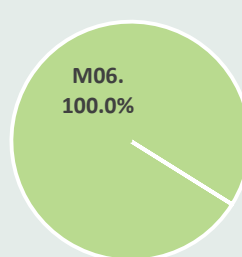
Target indicator	Value
T4 - % of agricultural holdings with RDP support for investments in restructuring or modernisation	10.2 %

#### Focus Area 2B. Entry of skilled/younger farmers

Total public budget (million EUR)



Breakdown of FA budget by measure (%)




Target indicator	Value
T5 - % of agricultural holdings with RDP supported business development plan/investments for young farmers	0.5 %

## P3 – Food chain & risk management: Promoting food chain organisation, including processing and marketing of agricultural products, animal welfare and risk management in agriculture

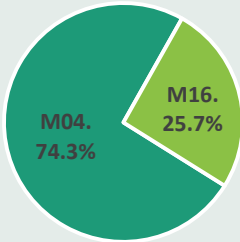
### Focus Area 3A. Agri-food chain integration & quality

Total public budget (million EUR)



Breakdown of FA budget by measure (%)

Measure	m EUR
M04	2.1
M16	0.7



Target indicator

Value

T6 - % of agricultural holdings receiving support for participating in quality schemes, local markets and short supply circuits, and producer groups/organisations

0.6 %

## P4 – Ecosystems management: Restoring, preserving and enhancing ecosystems related to agriculture and forestry

Focus Areas

Total public budget (million EUR)

- 4A. Biodiversity's restoration, preservation & enhancement
- 4B. Water management
- 4C. Soil erosion & soil management



Target indicator

Value

T8 - % of forest/other wooded area under management contracts supporting biodiversity

1.2%

T9 - % of agricultural land under management contracts supporting biodiversity and/or landscapes

3.7%

T10 - % of agricultural land under management contracts to improve water management

4.8%

T11 - % of forestry land under management contracts to improve water management

1.2%

T12 - % of agricultural land under management contracts to improve soil management and/or prevent soil erosion

5.6%

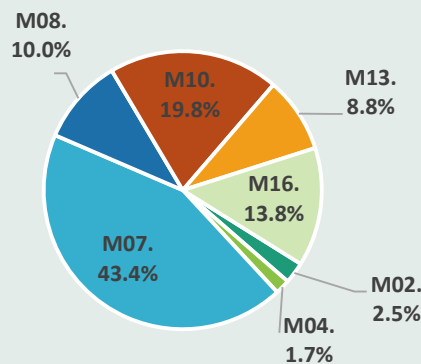
T13 - % of forestry land under management contracts to improve soil management and/or prevent soil erosion

1.2%

Breakdown of FA budget by measure (%)

Measure

m EUR




M02	0.3
M04	0.2
M07	5.0
M08	1.2
M10	2.3
M13	1.0
M16	1.6

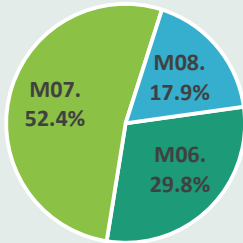
**P6 - Social inclusion & local development: Promoting social inclusion poverty reduction and economic development in rural areas**

**Focus Area 6A. Diversification & job creation**

Total public budget (million EUR)



Breakdown of FA budget by measure (%)



Measure	m EUR
M06	1.3
M07	2.2
M08	0.8

Target indicator

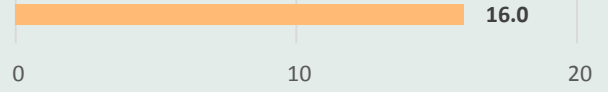
Value

T20 - Jobs created in supported projects

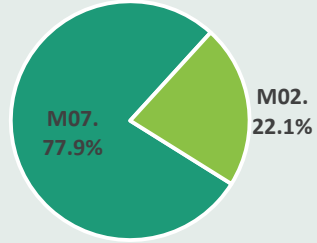
10

**Focus Area 6B. Local development**

Total public budget (million EUR)



Breakdown of FA budget by measure (%)



Measure	m EUR
M02	3.5
M07	12.4

Target indicator

Value

T21 - % of rural population covered by local development strategies

32.9%

T22 - % of rural population benefiting from improved services/infrastructures

75.2%

T23 - Jobs created in supported projects (LEADER)

10

### 3. Planned expenditure per priority

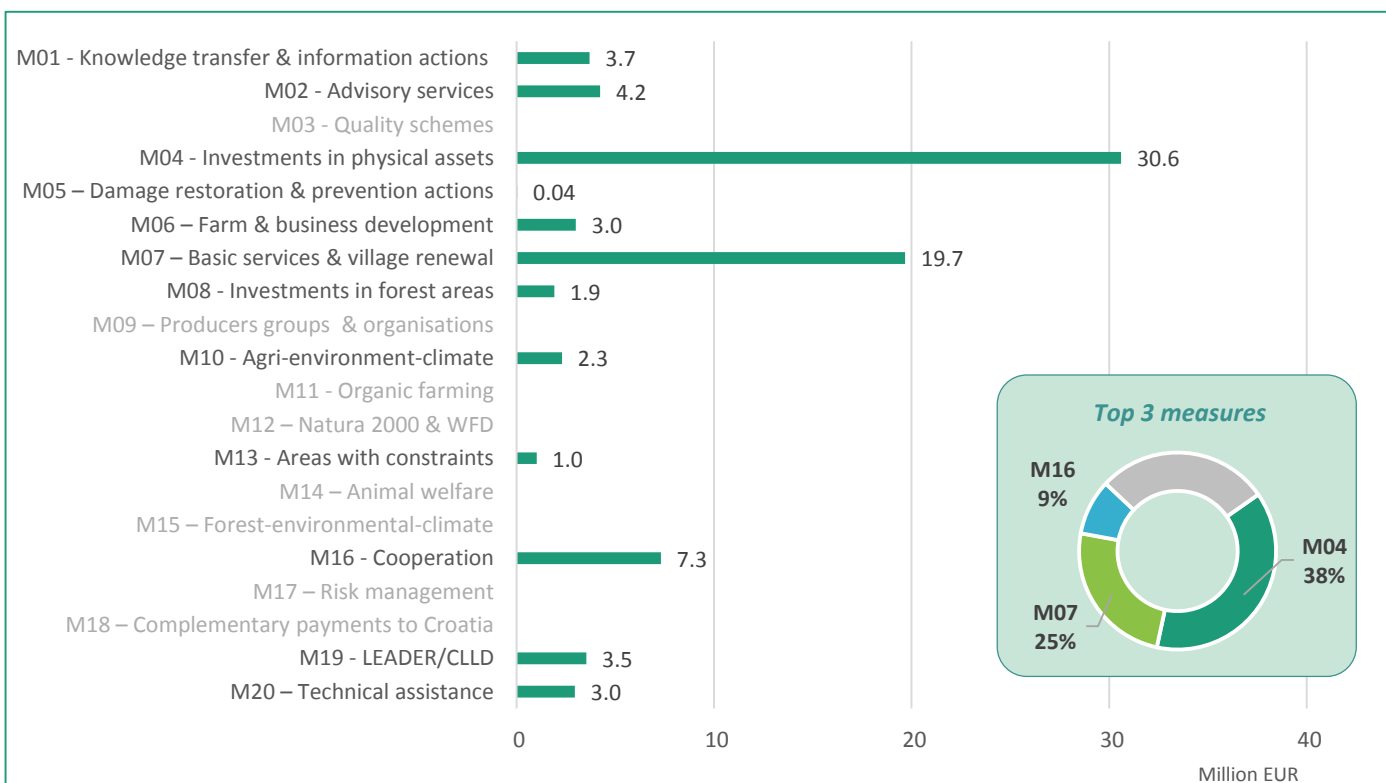
The following table shows how the planned total public expenditure (comprising the EAFRD support and the national contribution) is allocated between rural development priorities. Priority 1 is considered to be cross-cutting and no separate financial allocation is shown as the expenditure is distributed across other focus areas.

Priority	Total public expenditure per priority (million EUR)	% of total public expenditure*	
P1 - Knowledge transfer & innovation	P2 - Competitiveness	42.8	53.3 %
	P3 - Food chain & risk management	2.8	3.4 %
	P4 - Ecosystems management	11.6	14.4 %
	P5 - Resource efficiency & climate	-	-
	P6 - Social inclusion & local development	20.2	25.1 %

\* Figures do not add up to 100 % because the budget for technical assistance is not included. The budget for technical assistance is available in Section 4.

### 4. Planned expenditure per measure (million EUR)

The following chart shows the indicative planned total public expenditure per measure (comprising the EAFRD support and the national contribution). The measures illustrated in the chart are the complete list of measures selected within the RDP. Measures in color light gray were not selected by the region.



## 5. Choice of measures by priority and focus areas

The following chart shows which priorities and focus areas are selected in the RDP and the combination of measures used to address them. For each measure the budget breakdown per focus area is given. Priority 1 is considered to be cross-cutting and no separate financial allocation is shown as the expenditure is distributed across other focus areas. Expenditure under Priority 4 is programmed for the priority as a whole, not for individual focus areas.

Priority	P1 Knowledge transfer & innovation			P2 Competitiveness		P3 Food chain & risk management		P4 Ecosystems management			P5 Resource efficiency & climate					P6 Social inclusion & local development			Total	Planned expenditure (million EUR)
	1A - Innovation & cooperation	1B - Links with research & innovation	1C - Lifelong learning & vocational training	2A - Farm's performance, restructuring & modernisation	2B - Entry of skilled/younger farmers	3A - Agri-food chain integration & quality	3B - Risk prevention & management	4A - Biodiversity's restoration, preservation & enhancement	4B - Water management	4C - Soil erosion & soil management	5A - Water use efficiency	5B - Energy use efficiency	5C - Renewable sources & waste management	5D - Greenhouse gas & ammonia emissions	5E - Carbon conservation & sequestration	6A - Diversification & job creation	6B - Local development	6C - ICT - information & communication technologies		
M01 - Knowledge transfer & information actions				100%															100%	3.7
M02 - Advisory services				93%				7%											100%	4.2
M03 - Quality schemes																				
M04 - Investments in physical assets				93%		7%		1%											100%	30.6
M05 - Damage/restoration /prevention actions				100%															100%	0.04
M06 - Farm & business development					58%										41%				100%	3.0
M07 - Basic services & village renewal								26%							11%	63%			100%	19.7
M08 - Investments in forest areas								61%							39%				100%	1.9
M09 - Producers groups & organisations																				
M10 - Agri-environment-climate								100%											100%	2.3
M11 - Organic farming																				
M12 - Natura 2000 & WFD																				
M13 - Areas with constraints								100%											100%	1.0
M14 - Animal welfare																				
M15 - Forest-environmental-climate																				
M16 - Cooperation				68%		10%		22%											100%	7.3
M17 - Risk management																				
M18 - Complementary payments to Croatia																				
M19 - LEADER/CLLD																100%			100%	3.5

## 6. Additional info

<b>Date of RDP approval</b>	13/02/2015
<b>French National Rural Network</b>	Le Réseau Rural Français <a href="http://www.reseaurural.fr/">http://www.reseaurural.fr/</a>
<b>Managing authority</b>	Préfecture de Mayotte
<b>Paying agency</b>	Agence de Services et de Paiement (ASP)
<b>Coordination body</b>	Agence de Services et de Paiement Mission de coordination des organismes payeurs des fonds agricoles
<b>RDP country documents</b>	<a href="http://ec.europa.eu/agriculture/rural-development-2014-2020/country-files/fr_en.htm">http://ec.europa.eu/agriculture/rural-development-2014-2020/country-files/fr_en.htm</a>
<b>National Partnership Agreement summary (ENG)</b>	<a href="http://ec.europa.eu/contracts_grants/pa/partnership-agreement-france-summary_en.pdf">http://ec.europa.eu/contracts_grants/pa/partnership-agreement-france-summary_en.pdf</a>
<b>Partnership Agreement</b>	<a href="http://www.europe-en-france.gouv.fr/L-Europe-s-engage/Accord-de-partenariat">http://www.europe-en-france.gouv.fr/L-Europe-s-engage/Accord-de-partenariat</a>
<b>Rural Development Regulation 2014-2020</b>	Regulation (EU) N° 1305/2013 of the European Parliament and of the Council on support for rural development by the European Agricultural Fund for Rural Development (EAFRD) [PDF <a href="#">en</a> ]

**Source of information:** All data and the figures presented in this summary come from the European Commission approved version of the Mayotte 2014-2020 Rural Development Programme. The examples of expected achievements and key challenges on page 1 were retrieved from: DG AGRI, *Factsheet sur le programme de développement rural 2014-2020 de Mayotte (France)*, February 2015.

**Disclaimer:** This document aims to provide an accessible summary of selected RDP content. The information provided should not be considered a comprehensive account of the original RDP content.

**Summary version:** Version 1

**Last updated:** September 2015

**Corresponding RDP:** FR - Mayotte 2014-2020 RDP, code 2014FR06RDRP006, version 1.3, approved 13/02/2015.



The European Network for  
Rural Development

ENRD Contact Point  
Rue de la Loi, 38 Boîte n.4 - 1040  
Brussels, Belgium  
Tel. +32 2 801 38 00  
email: [info@enrd.eu](mailto:info@enrd.eu)  
website: <http://enrd.ec.europa.eu/>