

1. General information

Geographical Area	Country	France
	Region	Lorraine
Rural population (1)	Inhabitants (3)	2.4 million
	% of total population (4)	100.0 %
	Density - Inhab/km2 (3)	100.1
Rural area (1)	Km2 (3)	23 547.0
	% of total area (3)	100.0 %
Agricultural area <i>Total Utilised Agricultural Area (UAA)</i>	Ha (2)	1.1 million
	% of total territory (5)	48.3 %
Forest and other wooded land	Ha (2)	0.9 million
	% of total area (2)	38.2 %
Total employment	People (2)	0.9 million
Rural employment (1)	% of total workforce (2)	100.0 %

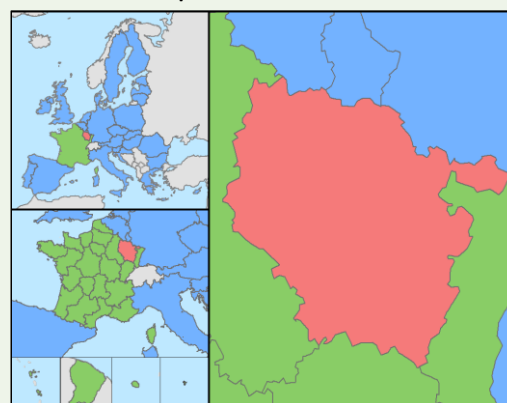
Data source: France - Lorraine 2014-2020 Rural Development Programme (RDP).
Note: (1) OECD definition applies, including intermediate and predominantly rural regions; (2) 2010 data; (3) 2012 data; (4) 2013 data; (5) 2010, calculation based on 2012 total region territory data.

EAFRD* support: EUR 329 091 290 <i>0.3 % of Total EAFRD support for EU-28</i>	+	National contribution: EUR 203 861 918	=	Planned total public expenditure: EUR 532 953 208
--	---	--	---	---

* European Agricultural Fund for Rural Development (EAFRD)

Primary sector contribution to Gross Value Added (GVA)	% of total (2)	1.7 %
No of agricultural holdings	No (2)	12 660
Average farm size	ha UAA/holding (2)	89.9
High Nature Value farming	% of total UAA (2)	16.2 %
Farmland Birds Index (FBI)	Index 2000 = 100	87.2
	<i>From 2000 to 2009 the FBI measuring the relative abundance of farmland bird species decreased by 12.8 %.</i>	

Map: France - Lorraine



Examples of expected achievements

- The RDP will support the implementation of 120 cooperation projects including 20 operational groups within the European Innovation Partnership (EIP) 'Agricultural Productivity and Sustainability'.
- The programme will finance training for 5 000 participants from the agricultural, food and forestry sectors as well as for small rural businesses and demonstration or information actions.
- Support will be granted to 2 100 modernization and development projects.
- Similarly, the RDP plans to strengthen generational renewal in agriculture through 1 200 installation projects of young farmers.
- For the effective and sustainable management of forests 500 operations on infrastructure and equipment will be supported.
- More than 220 operations on processing (on farm and food industries) and marketing of agricultural products will be financed.
- About 140 000 ha will benefit from payments for areas with natural constraints.
- The programme will support the conversion and maintenance of organic farming on 50 500 ha.
- The population that will benefit from improved services and infrastructure in rural areas amounts to about 1.5 million inhabitants (67 % of total).

Examples of key challenges

- The region is at the centre of area which includes 90 million consumers within a radius of 300 km.
- Timber industry is an essential component of the region's economy.
- The region is rich in wetlands that cover 200 000 ha. These are home to many endangered and protected plant and animal species. However, half of the wetlands have disappeared in the past fifty years.
- The Natura 2000 network covers 7 % of the regional area and mainly consists of forests.

Source: DG AGRI, *Factsheet on 2014-2020 Rural Development Programme for Lorraine*, November 2015
http://ec.europa.eu/agriculture/rural-development-2014-2020/country-files/fr/factsheet-lorraine_fr.pdf

2. RDP focus areas: planned expenditure, measures and 2023 targets

This section illustrates each rural development priority (P) with a focus on: the indicative budget per Focus Area (FA) and its breakdown by selected measure; and the relation between the indicative planned total public expenditure and the expected 2023 targets set by the Managing Authority for each focus area.

P1 - Knowledge transfer & innovation: Fostering knowledge transfer and innovation in agriculture, forestry, and rural areas

Priority 1 is considered a cross-cutting priority: the budget under Priorities 2 - 6 contributes to the achievement of Priority 1 specific targets.

Focus Area 1A. Innovation & cooperation

Target indicator	Value
T1 - % of expenditure under Articles 14, 15 and 35 of Regulation (EU) No 1305/2013 in relation to the total expenditure for the RDP	3.1 %

Focus Area 1B. Links with research & innovation

Target indicator	Value
T2 - Total number of cooperation operations supported under the cooperation measure (Article 35 of Regulation (EU) No 1305/2013) (groups, networks/clusters, pilot projects...), of which: Nr of EIP operational groups to be supported (establishment and operation)	120 20

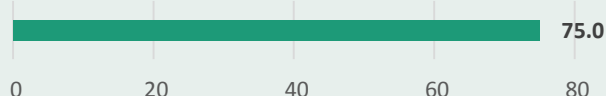
Focus Area 1C. Lifelong learning & vocational training

Target indicator	Value
T3 - Total number of participants trained under Article 14 of Regulation (EU) No 1305/2013	5 000

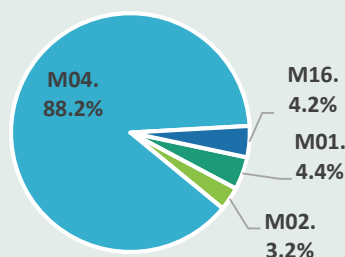
P2 - Competitiveness: Enhancing farm viability and competitiveness of all types of agriculture in all regions and promoting innovative farm technologies and sustainable management of forest

Focus Area 2A. Farm's performance, restructuring & modernization

Total public budget (million EUR)



Breakdown of FA budget by measure (%)




Target indicator

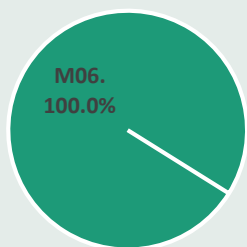
Target indicator	Value
T4 - % of agricultural holdings with RDP support for investments in restructuring or modernisation	16.6 %

Focus Area 2B. Entry of skilled/younger farmers

Total public budget (million EUR)



Breakdown of FA budget by measure (%)



Target indicator

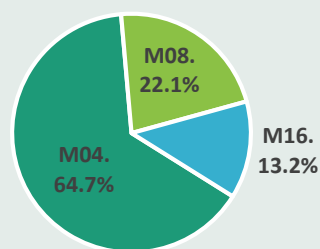
Target indicator	Value
T5 - % of agricultural holdings with RDP supported business development plan/investments for young farmers	9.5 %

Focus Area 2C+. Effective management, multi-functionality and sustainability of forests

Total public budget (million EUR)



Breakdown of FA budget by measure (%)




Target indicator

Target indicator	Value
Number of supported operations on infrastructure and equipment	500

P3 – Food chain & risk management: Promoting food chain organisation, including processing and marketing of agricultural products, animal welfare and risk management in agriculture

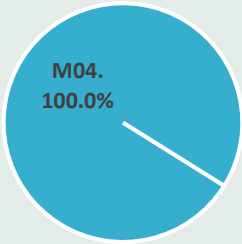
Focus Area 3A. Agri-food chain integration & quality

Total public budget (million EUR)



Breakdown of FA budget by measure (%)

Measure	m EUR
M04	24.9




Target indicator

Value

% of farms supported for processing / marketing operations	1.8 %
--	-------

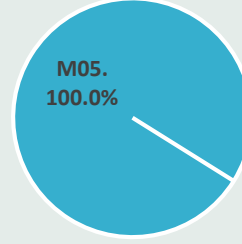
Focus Area 3B. Risk prevention & management

Total public budget (million EUR)



Breakdown of FA budget by measure (%)

Measure	m EUR
M05	0.03



Target indicator

Value

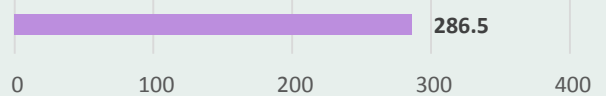
Area subject to restoration of agricultural potential damaged by natural disasters (ha)	30.0
---	------

P4 – Ecosystems management: Restoring, preserving and enhancing ecosystems related to agriculture and forestry

Focus Areas

- 4A. Biodiversity's restoration, preservation & enhancement
- 4B. Water management
- 4C. Soil erosion & soil management

Total public budget (million EUR)



Target indicator

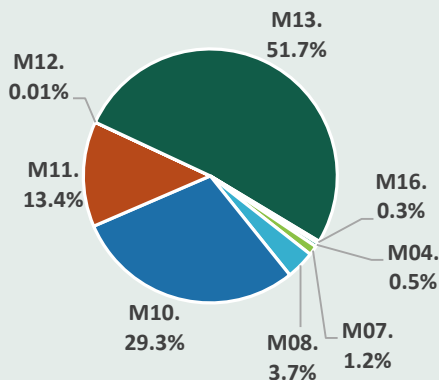
Value

T8 - % of forest/other wooded area under management contracts supporting biodiversity	0.9 %
T9 - % of agricultural land under management contracts supporting biodiversity and/or landscapes	5.9 %
T10 - % of agricultural land under management contracts to improve water management	10.1 %
T12 - % of agricultural land under management contracts to improve soil management and/or prevent soil erosion	2.8 %

Breakdown of FA budget by measure (%)

Measure

m EUR

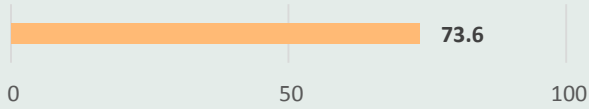


Measure	m EUR
M04	1.5
M07	3.4
M08	10.5
M10	83.9
M11	38.5
M12	0.03
M13	148.0
M16	0.8

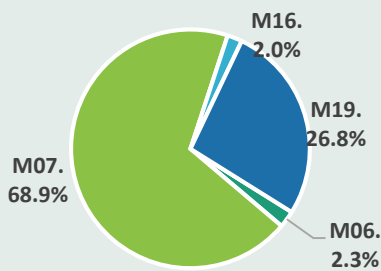
P6 - Social inclusion & local development:
 Promoting social inclusion poverty reduction and economic development in rural areas

Focus Area 6B. Local development

Total public budget (million EUR)



Breakdown of FA budget by measure (%)



Measure	m EUR
M06	1.7
M07	50.7
M16	1.5
M19	19.7

Target indicator

Value

T21 - % of rural population covered by local development strategies	44.9 %
T22 - % of rural population benefiting from improved services/infrastructures	67.1 %
T23 - Jobs created in supported projects (LEADER)	355

3. Planned expenditure per priority

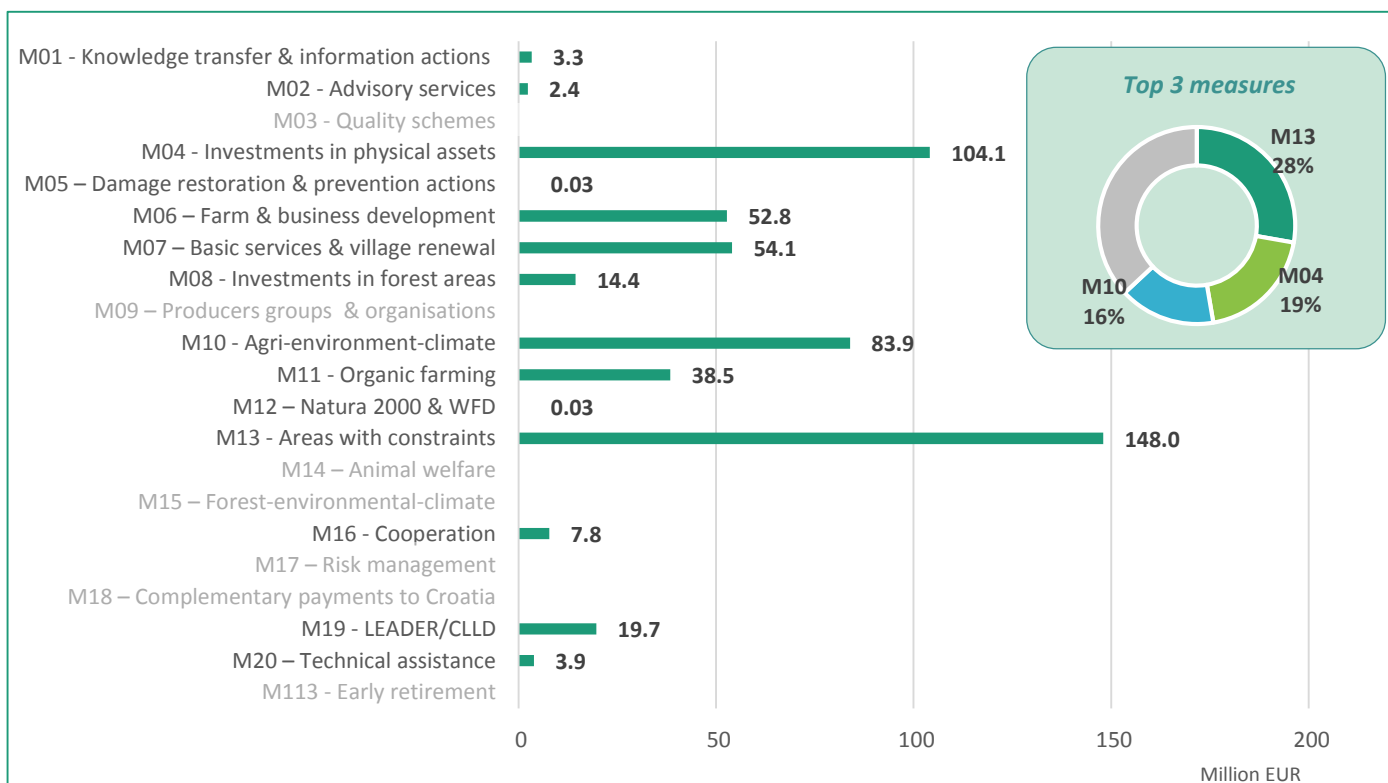
The following table shows how the planned total public expenditure (comprising the EAFRD support and the national contribution) is allocated between rural development priorities. Priority 1 is considered to be cross-cutting and no separate financial allocation is shown as the expenditure is distributed across other focus areas.

Priority	Total public expenditure per priority (million EUR)	% of total public expenditure*	
P1 - Knowledge transfer & innovation	P2 - Competitiveness	144.1	27.0 %
	P3 - Food chain & risk management	24.9	4.7 %
	P4 - Ecosystems management	286.5	53.8 %
	P5 - Resource efficiency & climate	0.0	0.0 %
	P6 - Social inclusion & local development	73.6	13.8 %

* Figures do not add up to 100 % because the budget for technical assistance is not included. The budget for technical assistance is available in Section 4.

4. Planned expenditure per measure (million EUR)

The following chart shows the indicative planned total public expenditure per measure (comprising the EAFRD support and the national contribution). The measures illustrated in the chart are the complete list of measures selected within the RDP. Measures in color light gray were not selected by the region.



5. Choice of measures by priority and focus areas

The following chart shows which priorities and focus areas are selected in the RDP and the combination of measures used to address them. For each measure the budget breakdown per focus area is given. Priority 1 is considered to be cross-cutting and no separate financial allocation is shown as the expenditure is distributed across other focus areas. Expenditure under Priority 4 is programmed for the priority as a whole, not for individual focus areas.

Priority	P1 Knowledge transfer & innovation			P2 Competitiveness			P3 Food chain & risk management		P4 Ecosystems management			P5 Resource efficiency & climate					P6 Social inclusion & local development		Total	Planned expenditure (million EUR)	
	1A - Innovation & cooperation	1B - Links with research & innovation	1C - Lifelong learning & vocational training	2A - Farm's performance, restructuring & modernisation	2B - Entry of skilled/younger farmers	2C+ Forest management, multi-functionality & sustainability	3A - Agri-food chain integration & quality	3B - Risk prevention & management	4A - Biodiversity's restoration, preservation & enhancement	4B - Water management	4C - Soil erosion & soil management	5A - Water use efficiency	5B - Energy use efficiency	5C - Renewable sources & waste management	5D - Greenhouse Gas & ammonia emissions	5E - Carbon conservation & sequestration	6A - Diversification & job creation	6B - Local development			6C - ICT - Information & communication technologies
M01 - Knowledge transfer & information actions				100%																100%	3.3
M02 - Advisory services				100%																100%	2.4
M03 - Quality schemes																					
M04 - Investments in physical assets				64%		11%	24%		1%											100%	104.1
M05 - Damage/restoration/prevention actions								100%												100%	0.03
M06 - Farm & business development					97%													3%		100%	52.8
M07 - Basic services & village renewal									6%									94%		100%	54.1
M08 - Investments in forest areas						28%			72%											100%	14.4
M09 - Producers groups & organisations																					
M10 - Agri-environment-climate									100%											100%	83.9
M11 - Organic farming									100%											100%	38.5
M12 - Natura 2000 & WFD									100%											100%	0.03
M13 - Areas with constraints									100%											100%	148.0
M14 - Animal welfare																					
M15 - Forest-environmental-climate																					
M16 - Cooperation				41%		30%			10%									19%		100%	7.8
M17 - Risk management																					
M18 - Complementary payments to Croatia																					
M19 - LEADER/CLLD																		100%		100%	19.7

6. Additional info

Date of RDP approval	24/11/2015
French National Rural Network	Le Réseau Rural Français http://www.reseaurural.fr/
Managing authority	Conseil Régional de Lorraine
Paying agency	Agence de services et de paiement
Coordination body	Agence de Services et de Paiement _ Mission de coordination des organismes payeurs des fonds agricoles
RDP country documents	http://ec.europa.eu/agriculture/rural-development-2014-2020/country-files/fr_en.htm
National Partnership Agreement summary	http://ec.europa.eu/contracts_grants/pa/partnership-agreement-france-summary_en.pdf
Partnership Agreement	http://www.europe-en-france.gouv.fr/L-Europe-s-engage/Accord-de-partenariat
Rural Development Regulation 2014-2020	Regulation (EU) N° 1305/2013 of the European Parliament and of the Council on support for rural development by the European Agricultural Fund for Rural Development (EAFRD) [PDF en]

Source of information: All data and the figures presented in this summary come from the European Commission approved version of the France - Lorraine 2014-2020 Rural Development Programme. The examples of expected achievements and key challenges on page 1 were retrieved from: DG AGRI, Factsheet on 2014-2020 Rural Development Programme for Lorraine, November 2015.

Disclaimer: This document aims to provide an accessible summary of selected RDP content. The information provided should not be considered a comprehensive account of the original RDP content.

Summary version: Version 1

Last updated: January 2016

Corresponding RDP: Lorraine 2014-2020 RDP, code 2014FR06RDRP041, version 1.4, approved 24/11/2015.



The European Network for
Rural Development

ENRD Contact Point
Rue de la Loi, 38 Boîte n.4 - 1040
Brussels, Belgium
Tel. +32 2 801 38 00
email: info@enrd.eu
website: <http://enrd.ec.europa.eu/>