

1. General information

Geographical Area	Country	France
	Region	Languedoc - Roussillon
Rural population (1)	Inhabitants (4)	2.7 million
	% of total population (4)	100.0 %
	Density - Inhab/km2 (4)	98.1
Rural area (1)	Km2 (4)	27 376
	% of total area (4)	100.0 %
Agricultural area <i>Total Utilised Agricultural Area (UAA)</i>	Ha (2)	1.0 million
	% of total territory (5)	34.9 %
Forest and other wooded land	Ha (3)	1.2 million
	% of total area (-)	38.0 %
Total employment	People (2)	1.0 million
Rural employment (1)	% of total workforce (2)	100.0 %

Data source: France - Languedoc-Roussillon 2014-2020 Rural Development Programme (RDP). Note: (1) OECD definition applies, including intermediate and predominantly rural regions; (2) 2010 data; (3) 2011 data; (4) 2012 data; (5) 2010, calculation based on 2015 total region territory data.

EAFRD* support:
EUR 597 112 652
0.6 % of Total EAFRD support for EU-28



National contribution:
EUR 258 076 318

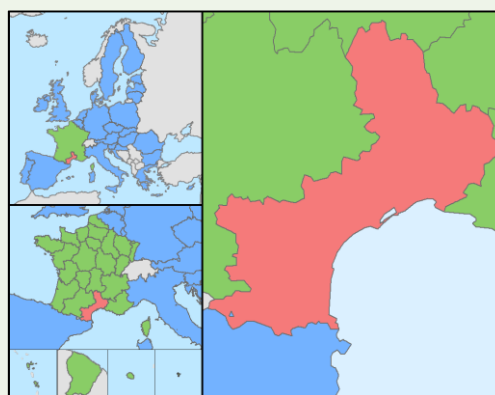


Planned total public expenditure:
EUR 855 188 970

* European Agricultural Fund for Rural Development (EAFRD)

Primary sector contribution to Gross Value Added (GVA)	% of total (2)	3.2 %
No of agricultural holdings	No (2)	30 820
Average farm size	ha UAA/holding (2)	31.0
High Nature Value farming	% of total UAA (2)	45.7 %
Farmland Birds Index (FBI)	Index 2000 = 100	96.2
	<i>From 2000 to 2008 the FBI measuring the relative abundance of farmland bird species decreased by 3.8 %.</i>	

Map: France - Languedoc-Roussillon



Examples of expected achievements

- To promote knowledge transfer the RDP will support training activities for 1 675 participants and 170 cooperation projects including 20 projects under the European Innovation Partnership (EIP) on "Agricultural Productivity and Sustainability".
- In response to farm investment needs the programme will support modernization and development projects in 2 500 farms, which is more than 8 % of the total number of farms.
- Support for young farmers will be available aiming to reach nearly 1 300 farms managed by young farmers (about 4 % of the total).
- The programme will finance 170 investment projects to improve the competitiveness of agribusinesses.
- The RDP support will also allow the conversion to or the maintenance of organic farming on 53 500 ha (6 % of the UAA).
- Agri-environment-climate measures will cover 65 000 ha (7 % of UAA). In total, the RDP will aim 10 % of the UAA being under management contracts for preserving the biodiversity and landscapes, 8 % under management contracts for water management, and 8 % for soil management and erosion prevention.
- The program will support 120 projects on more efficient irrigation systems covering an area of 16 000 ha of irrigated land which is more than 26 % of the total irrigated area.
- Concerning local development, 14 Local Development Strategies (LDS) will be implemented by Local Action Groups (LAGs).

Examples of key challenges

- The area is mainly covered by extensive farming which is particularly vulnerable to natural stresses and climatic hazards.
- Like in most French regions the agricultural population is ageing and there are difficulties in farms' succession.
- In total, two thirds of the region's UAA is classified as disadvantaged area. Mountain and high mountain areas account for over 77 % of the region's area (or 51% of the total UAA).
- Water management is a major issue for the region. There is water deficit and also degradation due to chemical pollution from various origins.
- The region is characterized by low population density and the difficulty to maintain the infrastructure, networks and efficient services needed to address the population's needs.

Source: DG AGRI, **Factsheet on 2014-2020 Rural Development Programme for Languedoc-Roussillon**, September 2015
http://ec.europa.eu/agriculture/rural-development-2014-2020/country-files/fr/factsheet-languedoc-roussillon_fr.pdf

2. RDP focus areas: planned expenditure, measures and 2023 targets

This section illustrates each rural development priority (P) with a focus on: the indicative budget per Focus Area (FA) and its breakdown by selected measure; and the relation between the indicative planned total public expenditure and the expected 2023 targets set by the Managing Authority for each focus area. The target indicators identified with the country code (FR_LRS) are specific to the Languedoc-Roussillon Programme.

P1 - Knowledge transfer & innovation: Fostering knowledge transfer and innovation in agriculture, forestry, and rural areas

Priority 1 is considered a cross-cutting priority: the budget under Priorities 2 - 6 contributes to the achievement of Priority 1 specific targets.

Focus Area 1A. Innovation & cooperation

Target indicator	Value
T1 - % of expenditure under Articles 14, 15 and 35 of Regulation (EU) No 1305/2013 in relation to the total expenditure for the RDP	1.7 %

Focus Area 1C. Lifelong learning & vocational training

Target indicator	Value
T3 - Total number of participants trained under Article 14 of Regulation (EU) No 1305/2013	1 675

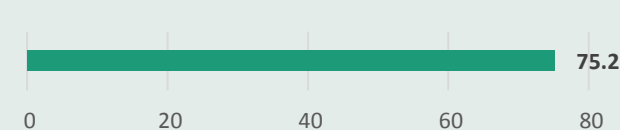
Focus Area 1B. Links with research & innovation

Target indicator	Value
T2 - Total number of cooperation operations supported under the cooperation measure (Article 35 of Regulation (EU) No 1305/2013) (groups, networks/clusters, pilot projects...), of which: Nr of EIP operational groups to be supported (establishment and operation)	170 20

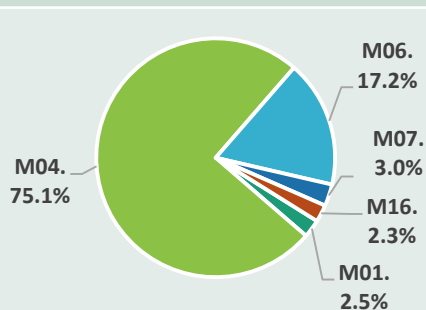
P2 – Competitiveness: Enhancing farm viability and competitiveness of all types of agriculture in all regions and promoting innovative farm technologies and sustainable management of forest

Focus Area 2A. Farm's performance, restructuring & modernization

Total public budget (million EUR)



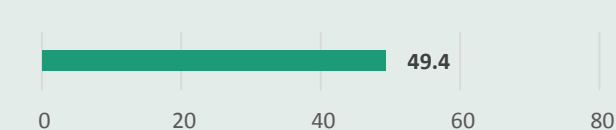
Breakdown of FA budget by measure (%)



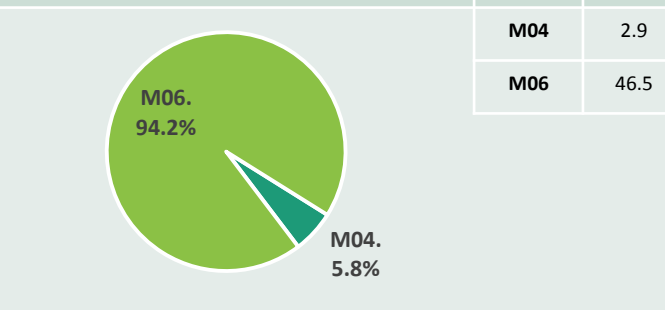
Target indicator	Value
T4 - % of agricultural holdings with RDP support for investments in restructuring or modernisation	3.2 %
FR_LRS01 - % of holdings supported directly or indirectly (via CUMA) by sustainable investment for development or modernization	8.1 %

Focus Area 2B. Entry of skilled/younger farmers

Total public budget (million EUR)



Breakdown of FA budget by measure (%)




Target indicator	Value
T5 - % of agricultural holdings with RDP supported business development plan/investments for young farmers	4.1 %

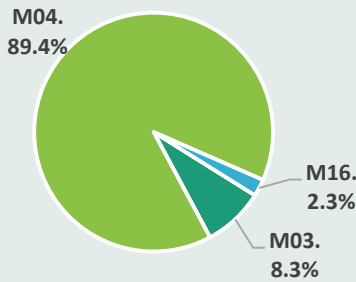
P3 – Food chain & risk management: Promoting food chain organisation, including processing and marketing of agricultural products, animal welfare and risk management in agriculture

Focus Area 3A. Agri-food chain integration & quality

Total public budget (million EUR)



Breakdown of FA budget by measure (%)



Measure	m EUR
M03	4.0
M04	42.9
M16	1.1

Target indicator

Value

T6 - % of agricultural holdings receiving support for participating in quality schemes, local markets and short supply circuits, and producer groups/organisations

0.1 %

FR_LRS02 - % of fagri-food businesses receiving RDP support for investments related to processing and marketing of agricultural products

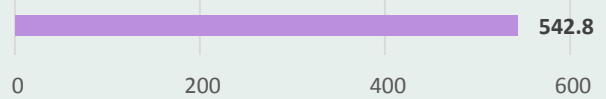
13.9 %

P4 – Ecosystems management: Restoring, preserving and enhancing ecosystems related to agriculture and forestry

Focus Areas

Total public budget (million EUR)

- 4A. Biodiversity's restoration, preservation & enhancement
- 4B. Water management
- 4C. Soil erosion & soil management



Target indicator

Value

T8 - % of forest/other wooded area under management contracts supporting biodiversity

6.3 %

T9 - % of agricultural land under management contracts supporting biodiversity and/or landscapes

10.0 %

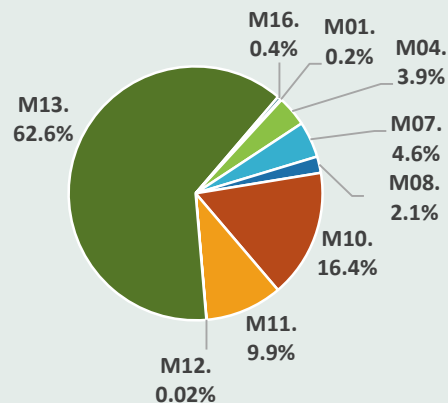
T10 - % of agricultural land under management contracts to improve water management

7.7 %

T12 - % of agricultural land under management contracts to improve soil management and/or prevent soil erosion

7.6 %

Breakdown of FA budget by measure (%)

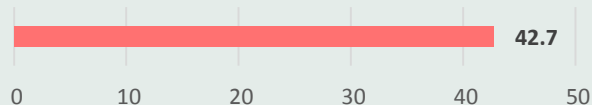


Measure	m EUR
M01	0.9
M04	21.1
M07	25.0
M08	11.3
M10	88.8
M11	53.5
M12	0.1
M13	339.9
M16	2.2

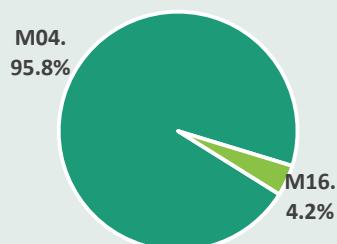
P5 - Resource efficiency & climate: Promoting resource efficiency and supporting the shift towards a low carbon and climate resilient economy in agriculture, food and forestry sectors

Focus Area 5A. Water use efficiency

Total public budget (million EUR)



Breakdown of FA budget by measure (%)




Target indicator

Target indicator	Value
T14 - % of irrigated land switching to more efficient irrigation system	26.3 %

Focus Area 5B. Energy use efficiency

Total public budget (million EUR)



Breakdown of FA budget by measure (%)

M04 . 100.0%

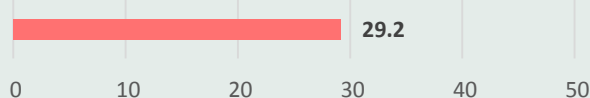
Measure	m EUR
M04	0.8

Target indicator

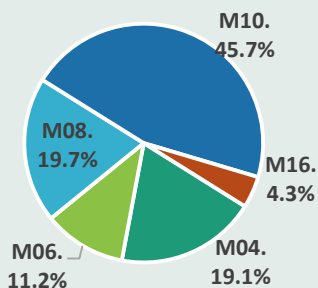
Target indicator	Value
T15 - Total investment for energy efficiency (EUR)	2.0m

Focus Area 5E. Carbon conservation & sequestration

Total public budget (million EUR)



Breakdown of FA budget by measure (%)



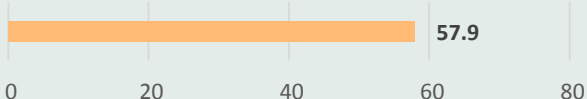
Target indicator

Target indicator	Value
T19 - % of agricultural and forest land under management contracts contributing to carbon sequestration and conservation	1.4 %
FR_LRS03 - % of forest land contributes to sequestration or carbon conservation (TO 8.5)	0.1 %

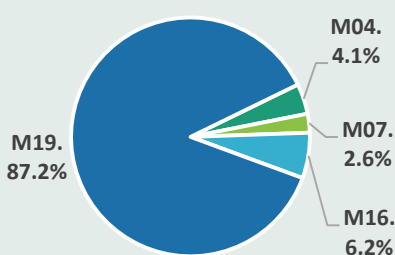
P6 - Social inclusion & local development: Promoting social inclusion poverty reduction and economic development in rural areas

Focus Area 6B. Local development

Total public budget (million EUR)



Breakdown of FA budget by measure (%)



Target indicator

Target indicator	Value
T21 - % of rural population covered by local development strategies	32.8 %
T22 - % of rural population benefiting from improved services/infrastructures	1.3 %
T23 - Jobs created in supported projects (LEADER)	156

3. Planned expenditure per priority

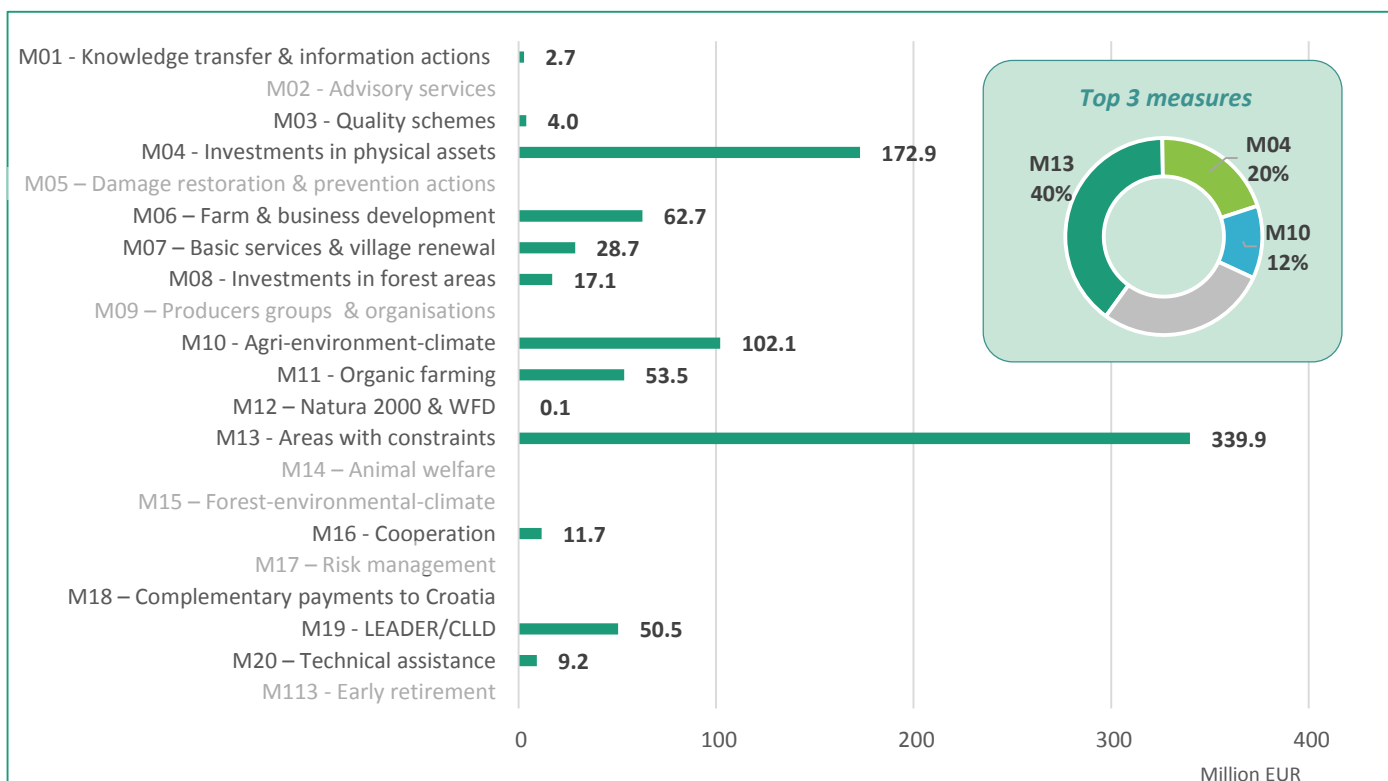
The following table shows how the planned total public expenditure (comprising the EAFRD support and the national contribution) is allocated between rural development priorities. Priority 1 is considered to be cross-cutting and no separate financial allocation is shown as the expenditure is distributed across other focus areas.

Priority	Total public expenditure per priority (million EUR)	% of total public expenditure*	
P1 - Knowledge transfer & innovation	P2 - Competitiveness	124.6	14.6 %
	P3 - Food chain & risk management	47.9	5.6 %
	P4 - Ecosystems management	542.8	63.5 %
	P5 - Resource efficiency & climate	72.7	8.5 %
	P6 - Social inclusion & local development	57.9	6.8 %

* Figures do not add up to 100 % because the budget for technical assistance is not included. The budget for technical assistance is available in Section 4.

4. Planned expenditure per measure (million EUR)

The following chart shows the indicative planned total public expenditure per measure (comprising the EAFRD support and the national contribution). The measures illustrated in the chart are the complete list of measures selected within the RDP. Measures in color light gray were not selected by the region.



5. Choice of measures by priority and focus areas

The following chart shows which priorities and focus areas are selected in the RDP and the combination of measures used to address them. For each measure the budget breakdown per focus area is given. Priority 1 is considered to be cross-cutting and no separate financial allocation is shown as the expenditure is distributed across other focus areas. Expenditure under Priority 4 is programmed for the priority as a whole, not for individual focus areas.

Priority	P1 Knowledge transfer & innovation			P2 Competitiveness		P3 Food chain & risk management		P4 Ecosystems management			P5 Resource efficiency & climate					P6 Social inclusion & local development			Total	Planned expenditure (million EUR)	
	1A - Innovation & cooperation	1B - Links with research & innovation	1C - Lifelong learning & vocational training	2A - Farm's performance, restructuring & modernisation	2B - Entry of skilled/younger farmers	3A - Agri-food chain integration & quality	3B - Risk prevention & management	4A - Biodiversity's restoration, preservation & enhancement	4B - Water management	4C - Soil erosion & soil management	5A - Water use efficiency	5B - Energy use efficiency	5C - Renewable sources & waste management	5D - Greenhouse Gas & ammonia emissions	5E - Carbon conservation & sequestration	6A - Diversification & job creation	6B - Local development	6C - ICT - Information & communication technologies			
M01 - Knowledge transfer & information actions				67%				33%												100%	2.8
M02 - Advisory services																					
M03 - Quality schemes						100%														100%	4.0
M04 - Investments in physical assets				33%	2%	25%		12%			24%	1%			3%		1%			100%	172.9
M05 - Damage/restoration /prevention actions																					
M06 - Farm & business development				21%	74%									5%						100%	62.7
M07 - Basic services & village renewal				8%				87%									5%			100%	28.7
M08 - Investments in forest areas								66%							34%					100%	17.1
M09 - Producers groups & organisations																					
M10 - Agri-environment-climate								87%							13%					100%	102.1
M11 - Organic farming								100%												100%	53.5
M12 - Natura 2000 & WFD								100%												100%	0.1
M13 - Areas with constraints								100%												100%	339.9
M14 - Animal welfare																					
M15 - Forest-environmental-climate																					
M16 - Cooperation				15%		10%		19%			15%				11%		31%			100%	11.7
M17 - Risk management																					
M18 - Complementary payments to Croatia																					
M19 - LEADER/CLLD																	100%			100%	50.5

6. Additional info

Date of RDP approval	14/09/2015
French National Rural Network	Le Réseau Rural Français http://www.reseaurural.fr/
Managing authority	Région Languedoc Roussillon - Direction de la Ruralité, de l'Agriculture et de l'Economie Littorale
Paying agency	Agence de Services et de Paiement (ASP)
Coordination body	Agence de Services et de Paiement - Mission de coordination des organismes payeurs des fonds agricoles
RDP country documents	http://ec.europa.eu/agriculture/rural-development-2014-2020/country-files/fr_en.htm
National Partnership Agreement summary	http://ec.europa.eu/contracts_grants/pa/partnership-agreement-france-summary_en.pdf
Partnership Agreement	http://www.europe-en-france.gouv.fr/L-Europe-s-engage/Accord-de-partenariat
Rural Development Regulation 2014-2020	Regulation (EU) N° 1305/2013 of the European Parliament and of the Council on support for rural development by the European Agricultural Fund for Rural Development (EAFRD) [PDF en]

Source of information: All data and the figures presented in this summary come from the European Commission approved version of the Languedoc-Roussillon 2014-2020 Rural Development Programme. The examples of expected achievements and key challenges on page 1 were retrieved from: DG AGRI, Factsheet on 2014-2020 Rural Development Programme for Languedoc-Roussillon, September 2015.

Disclaimer: This document aims to provide an accessible summary of selected RDP content. The information provided should not be considered a comprehensive account of the original RDP content.

Summary version: Version 1

Last updated: December 2015

Corresponding RDP: Languedoc-Roussillon 2014-2020 RDP, code 2014FR06RDRP091, version 1.2, approved 14/09/2015.



The European Network for
Rural Development

ENRD Contact Point
Rue de la Loi, 38 Boîte n.4 - 1040
Brussels, Belgium
Tel. +32 2 801 38 00
email: info@enrd.eu
website: <http://enrd.ec.europa.eu/>