

## 1. General information

Geographical Area	Country	France
	Region	Corse
Rural population (1)	Inhabitants (3)	0.3 million
	% of total population (3)	100.0 %
	Density - Inhab/km2 (3)	36.5
Rural area (1)	Km2 (3)	8 680
	% of total area (4)	100.0 %
Agricultural area <i>Total Utilised Agricultural Area (UAA)</i>	Ha (2)	0.2 million
	% of total territory (2)	20.7 %
Forest and other wooded land	Ha (2)	0.6 million
	% of total area (2)	65.5 %
Total employment	People (2)	0.2 million
Rural employment (1)	% of total workforce (2)	99.9 %

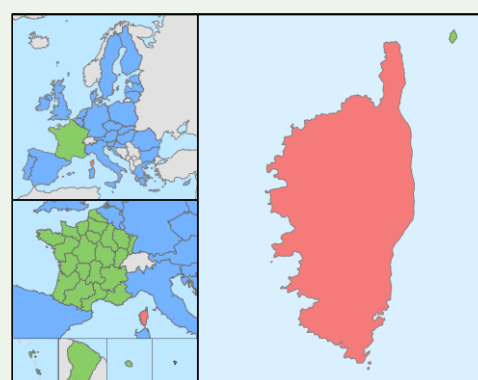
Data source: France - Corse 2014-2020 Rural Development Programme (RDP). Note: (1) OECD definition applies, including intermediate and predominantly rural regions; (2) 2010 data; (3) 2012 data; (4) 2010 based on 2012 total region territory data.

<b>EAFRD* support:</b> <b>EUR 145 334 584</b> <small>0.2 % of Total EAFRD support for EU-28</small>	+	<b>National contribution:</b> <b>EUR 113 669 542</b>	=	<b>Planned total public expenditure:</b> <b>EUR 259 004 126</b>
---	---	---	---	--

\* European Agricultural Fund for Rural Development (EAFRD)

Primary sector contribution to Gross Value Added (GVA)	% of total (2)	1.4 %
No of agricultural holdings	No (2)	2 830
Average farm size	ha UAA/holding (2)	63.6
High Nature Value farming	% of total UAA (n/a)	65.8 %
Farmland Birds Index (FBI)	Index 2000 = 100	96.2
	<i>From 2000 to 2008 the FBI measuring the relative abundance of farmland bird species decreased by 3.8 %.</i>	

Map: France - Corse



### Examples of expected achievements

- The RDP will promote lifelong learning by providing training for 1 200 participants from the agricultural, food and forestry sectors.
- The programme will finance 48 cooperation projects including 4 operational groups within the European Innovation Partnership (EIP) "Agricultural Productivity and Sustainability".
- It is also aimed to support 787 farms (28 % of the total) on implementing modernisation and development projects.
- The RDP will contribute to generational renewal through 250 young farmers' projects throughout the programming period.
- The programme aims to engage 360 new participants in quality schemes and will support 40 investment projects in the food sector.
- About 8 % of the agricultural area will be under agri-environment-climate contracts or will receive support to maintain or convert to organic farming.
- About 68 thousand ha of agricultural land will receive payments for areas with natural or other constraints.
- In addition, about EUR 1 million will be allocated to improve irrigation systems on 40 ha of irrigated area (0.33% of the total irrigated area).
- The RDP will support Local Development Strategies (LDS) that will be implemented by 6 LEADER Local Action Groups covering 54 % of the rural population.

### Examples of key challenges

- Corsica is an island in the Mediterranean Sea better known as "mountain in the sea". It has a steep mountainous terrain, with less than 10 % of the territory having slope less than 12 %.
- Corsica is also one of the poorest regions French with one in five people living below the poverty line in 2010.
- The economic size of farms is only 2/3 of the French average size.
- The island is affected by specific handicaps to islands, such as high transportation costs for both supplies and shipments.
- Almost 100 % of the island's agricultural area is classified as area facing natural or other specific constraints.

Source: DG AGRI, *Factsheet on 2014-2020 Rural Development Programme for Corse*, October 2015  
[http://ec.europa.eu/agriculture/rural-development-2014-2020/country-files/fr/factsheet-corsica\\_fr.pdf](http://ec.europa.eu/agriculture/rural-development-2014-2020/country-files/fr/factsheet-corsica_fr.pdf)

## 2. RDP focus areas: planned expenditure, measures and 2023 targets

This section illustrates each rural development priority (P) with a focus on: the indicative budget per Focus Area (FA) and its breakdown by selected measure; and the relation between the indicative planned total public expenditure and the expected 2023 targets set by the Managing Authority for each focus area. The target indicators identified with the country code (FR\_CO) are specific to the Corse Programme.

### P1 - Knowledge transfer & innovation: Fostering knowledge transfer and innovation in agriculture, forestry, and rural areas

Priority 1 is considered a cross-cutting priority: the budget under Priorities 2 - 6 contributes to the achievement of Priority 1 specific targets.

#### Focus Area 1A. Innovation & cooperation

Target indicator	Value
T1 - % of expenditure under Articles 14, 15 and 35 of Regulation (EU) No 1305/2013 in relation to the total expenditure for the RDP	2.7 %

#### Focus Area 1B. Links with research & innovation

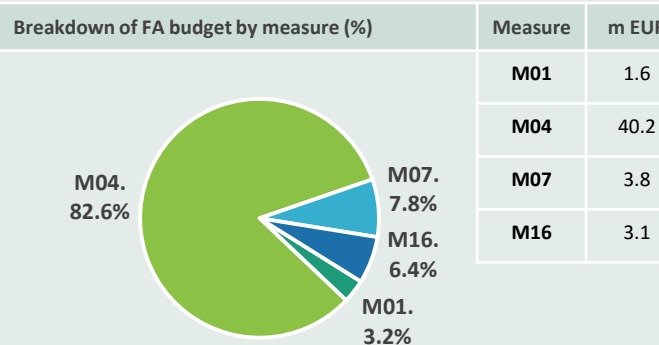
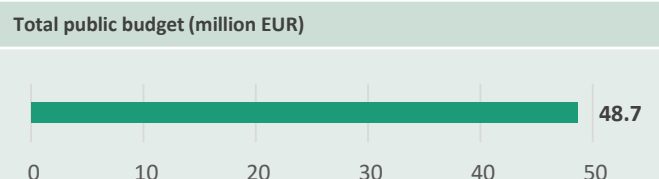
Target indicator	Value
T2 - Total number of cooperation operations supported under the cooperation measure (Article 35 of Regulation (EU) No 1305/2013) (groups, networks/clusters, pilot projects...), of which: Nr of EIP operational groups to be supported (establishment and operation)	48 4

#### Focus Area 1C. Lifelong learning & vocational training

Target indicator	Value
T3 - Total number of participants trained under Article 14 of Regulation (EU) No 1305/2013	1 200

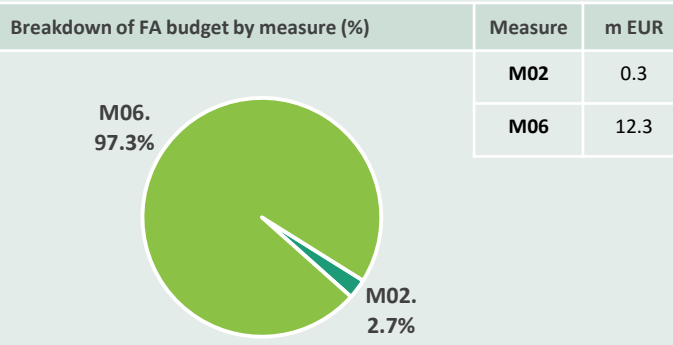

### P2 – Competitiveness: Enhancing farm viability and competitiveness of all types of agriculture in all regions and promoting innovative farm technologies and sustainable management of forest

#### Focus Area 2A. Farm's performance, restructuring & modernization



Target indicator	Value
T4 - % of agricultural holdings with RDP support for investments in restructuring or modernisation	27.8 %

#### Focus Area 2B. Entry of skilled/younger farmers

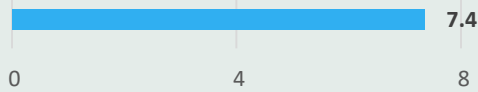


Target indicator	Value
T5 - % of agricultural holdings with RDP supported business development plan/investments for young farmers	8.8 %

### P3 – Food chain & risk management: Promoting food chain organisation, including processing and marketing of agricultural products, animal welfare and risk management in agriculture

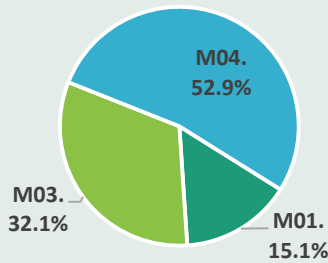
#### Focus Area 3A. Agri-food chain integration & quality

Total public budget (million EUR)



Breakdown of FA budget by measure (%)

Measure	m EUR
M01	1.1
M03	2.4
M04	3.9



Target indicator

Value

T6 - % of agricultural holdings receiving support for participating in quality schemes, local markets and short supply circuits, and producer groups/organisations

12.7 %

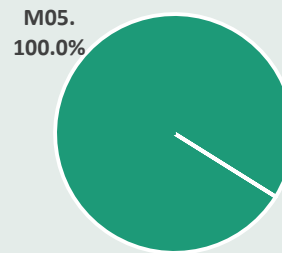
#### Focus Area 3B. Risk prevention & management

Total public budget (million EUR)



Breakdown of FA budget by measure (%)

Measure	m EUR
M05	1.5



Target indicator

Value

FR\_CO01 - Area whose production potential is restored

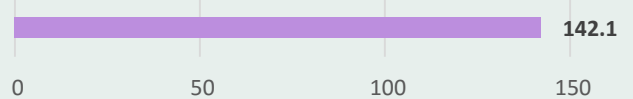
75.0

### P4 – Ecosystems management: Restoring, preserving and enhancing ecosystems related to agriculture and forestry

Focus Areas

- 4A. Biodiversity's restoration, preservation & enhancement
- 4B. Water management
- 4C. Soil erosion & soil management

Total public budget (million EUR)



Target indicator

Value

FR\_CO02 - Areas dedicated to the defense of forest fire

1 600

T9 - % of agricultural land under management contracts supporting biodiversity and/or landscapes

8.3 %

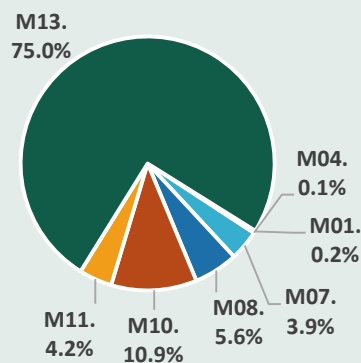
T10 - % of agricultural land under management contracts to improve water management

3.5 %

T12 - % of agricultural land under management contracts to improve soil management and/or prevent soil erosion

1.0 %

Breakdown of FA budget by measure (%)



Measure

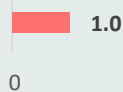
m EUR

M01	0.3
M04	0.2
M07	5.5
M08	8.0
M10	15.5
M11	6.0
M13	106.7

**P5 - Resource efficiency & climate:** Promoting resource efficiency and supporting the shift towards a low carbon and climate resilient economy in agriculture, food and forestry sectors

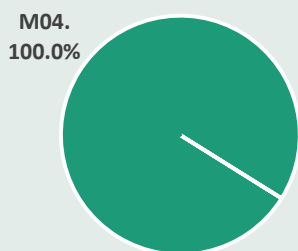
**Focus Area 5A. Water use efficiency**

Total public budget (million EUR)



Breakdown of FA budget by measure (%)

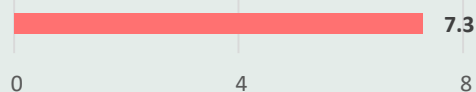
Measure	m EUR
M04	1.0



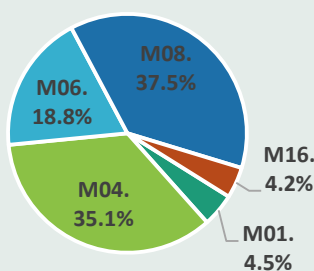
Target indicator	Value
T14 - % of irrigated land switching to more efficient irrigation system	0.3 %

**Focus Area 5E. Carbon conservation & sequestration**

Total public budget (million EUR)



Breakdown of FA budget by measure (%)




Measure	m EUR
M01	0.3
M04	2.6
M06	1.4
M08	2.7
M16	0.3

Target indicator	Value
FR_CO03 - Forest area whose resilience has improved	113.0

**P6 - Social inclusion & local development:** Promoting social inclusion poverty reduction and economic development in rural areas

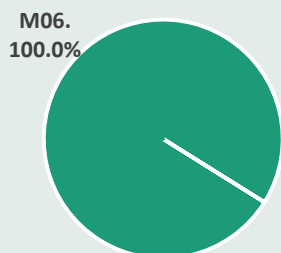
**Focus Area 6A. Diversification & job creation**

Total public budget (million EUR)



Breakdown of FA budget by measure (%)

Measure	m EUR
M06	4.9



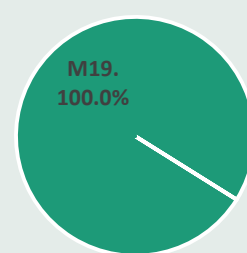
Target indicator	Value
T20 - Jobs created in supported projects	28

**Focus Area 6B. Local development**

Total public budget (million EUR)



Breakdown of FA budget by measure (%)



Measure	m EUR
M07	16.9
M19	10.7

Target indicator	Value
T21 - % of rural population covered by local development strategies	53.7 %
T22 - % of rural population benefiting from improved services/infrastructures	6.7 %
T23 - Jobs created in supported projects (LEADER)	16

### 3. Planned expenditure per priority

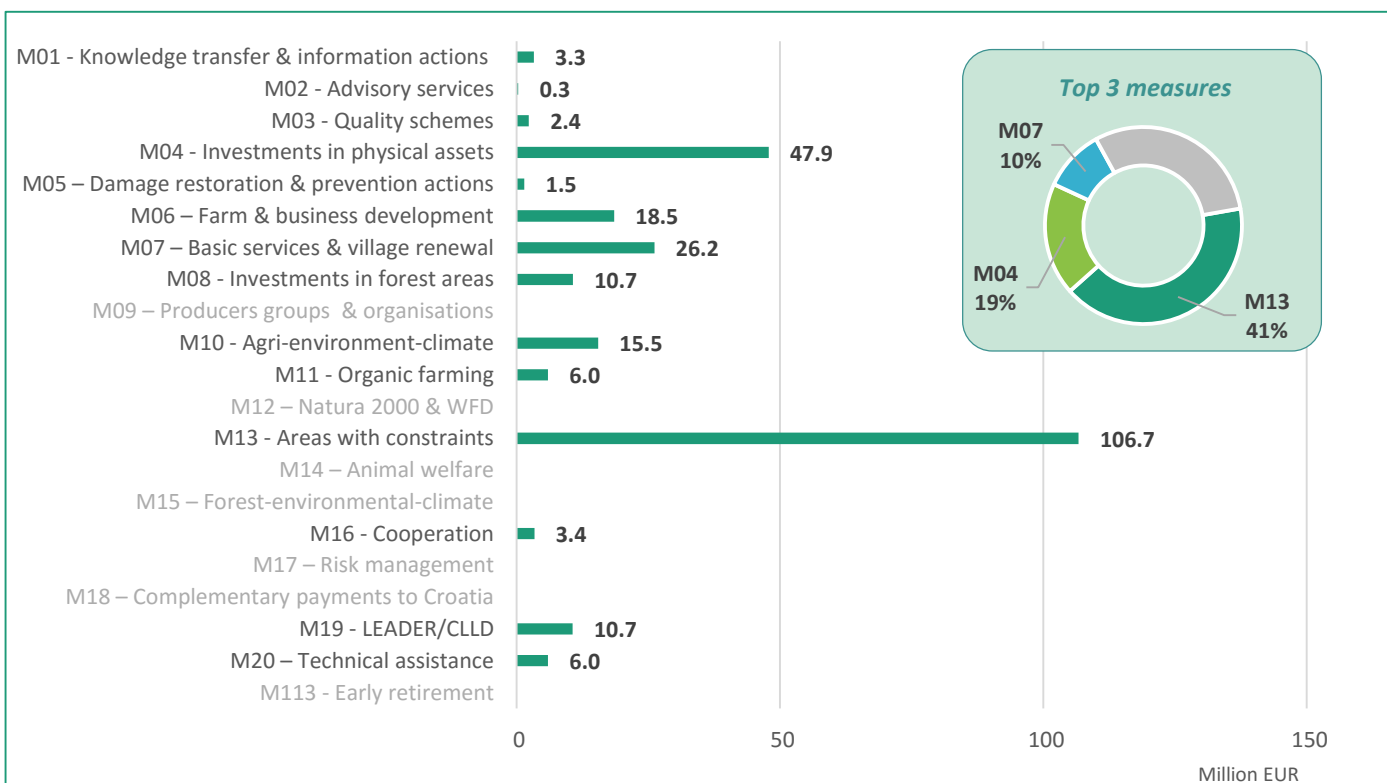
The following table shows how the planned total public expenditure (comprising the EAFRD support and the national contribution) is allocated between rural development priorities. Priority 1 is considered to be cross-cutting and no separate financial allocation is shown as the expenditure is distributed across other focus areas.

Priority	Total public expenditure per priority (million EUR)	% of total public expenditure*	
P1 - Knowledge transfer & innovation	P2 - Competitiveness	61.3	23.7 %
	P3 - Food chain & risk management	8.9	3.4 %
	P4 - Ecosystems management	142.1	54.9 %
	P5 - Resource efficiency & climate	8.3	3.2 %
	P6 - Social inclusion & local development	32.5	12.5 %

\* Figures do not add up to 100 % because the budget for technical assistance is not included. The budget for technical assistance is available in Section 4.

### 4. Planned expenditure per measure (million EUR)

The following chart shows the indicative planned total public expenditure per measure (comprising the EAFRD support and the national contribution). The measures illustrated in the chart are the complete list of measures selected within the RDP. Measures in color light gray were not selected by the region.



## 5. Choice of measures by priority and focus areas

The following chart shows which priorities and focus areas are selected in the RDP and the combination of measures used to address them. For each measure the budget breakdown per focus area is given. Priority 1 is considered to be cross-cutting and no separate financial allocation is shown as the expenditure is distributed across other focus areas. Expenditure under Priority 4 is programmed for the priority as a whole, not for individual focus areas.

Priority	P1 Knowledge transfer & innovation			P2 Competitiveness		P3 Food chain & risk management		P4 Ecosystems management			P5 Resource efficiency & climate					P6 Social inclusion & local development			Total	Planned expenditure (million EUR)	
	1A - Innovation & cooperation	1B - Links with research & innovation	1C - Lifelong learning & vocational training	2A - Farm's performance, restructuring & modernisation	2B - Entry of skilled/younger farmers	3A - Agri-food chain integration & quality	3B - Risk prevention & management	4A - Biodiversity's restoration, preservation & enhancement	4B - Water management	4C - Soil erosion & soil management	5A - Water use efficiency	5B - Energy use efficiency	5C - Renewable sources & waste management	5D - Greenhouse Gas & ammonia emissions	5E - Carbon conservation & sequestration	6A - Diversification & job creation	6B - Local development	6C - ICT - Information & communication technologies			
M01 - Knowledge transfer & information actions				47%		34%		9%							10%					100%	3.3
M02 - Advisory services					100%															100%	0.3
M03 - Quality schemes						100%														100%	2.4
M04 - Investments in physical assets				84%		8%		0.5%			2%				5%					100%	47.9
M05 - Damage/restoration /prevention actions							100%													100%	1.5
M06 - Farm & business development					66%									7%	27%					100%	18.5
M07 - Basic services & village renewal				15%				21%									64%			100%	26.2
M08 - Investments in forest areas								75%							25%					100%	10.7
M09 - Producers groups & organisations																					
M10 - Agri-environment-climate								100%												100%	15.5
M11 - Organic farming								100%												100%	6.0
M12 - Natura 2000 & WFD																					
M13 - Areas with constraints								100%												100%	106.7
M14 - Animal welfare																					
M15 - Forest-environmental-climate																					
M16 - Cooperation				91%										9%						100%	3.4
M17 - Risk management																					
M18 - Complementary payments to Croatia																					
M19 - LEADER/CLLD																100%				100%	10.7

## 6. Additional info

<b>Date of RDP approval</b>	06/10/2015
<b>French National Rural Network</b>	Le Réseau Rural Français <a href="http://www.reseaurural.fr/">http://www.reseaurural.fr/</a>
<b>Managing authority</b>	Collectivité Territoriale de Corse
<b>Paying agency</b>	Office de Développement Agricole et Rural de Corse
<b>Coordination body</b>	Agence de Services et de Paiement – Mission de coordination des organismes payeurs des fonds agricoles
<b>RDP country documents</b>	<a href="http://ec.europa.eu/agriculture/rural-development-2014-2020/country-files/fr_en.htm">http://ec.europa.eu/agriculture/rural-development-2014-2020/country-files/fr_en.htm</a>
<b>National Partnership Agreement summary</b>	<a href="http://ec.europa.eu/contracts_grants/pa/partnership-agreement-france-summary_en.pdf">http://ec.europa.eu/contracts_grants/pa/partnership-agreement-france-summary_en.pdf</a>
<b>Partnership Agreement</b>	<a href="http://www.europe-en-france.gouv.fr/L-Europe-s-engage/Accord-de-partenariat">http://www.europe-en-france.gouv.fr/L-Europe-s-engage/Accord-de-partenariat</a>
<b>Rural Development Regulation 2014-2020</b>	Regulation (EU) N° 1305/2013 of the European Parliament and of the Council on support for rural development by the European Agricultural Fund for Rural Development (EAFRD) [PDF <a href="#">en</a> ]

**Source of information:** All data and the figures presented in this summary come from the European Commission approved version of the France - Corse 2014-2020 Rural Development Programme. The examples of expected achievements and key challenges on page 1 were retrieved from: DG AGRI, Factsheet on 2014-2020 Rural Development Programme for Corse, October 2015.

**Disclaimer:** This document aims to provide an accessible summary of selected RDP content. The information provided should not be considered a comprehensive account of the original RDP content.

**Summary version:** Version 1

**Last updated:** December 2015

**Corresponding RDP:** France - Corse 2014-2020 RDP, code 2014FR06RDRP094, version 1.2, approved 06/10/2015.



The European Network for  
Rural Development

ENRD Contact Point  
Rue de la Loi, 38 Boîte n.4 - 1040  
Brussels, Belgium  
Tel. +32 2 801 38 00  
email: [info@enrd.eu](mailto:info@enrd.eu)  
website: <http://enrd.ec.europa.eu/>