

1. General information

Geographical Area	Country	France
	Region	Champagne - Ardenne
Rural population (1)	Inhabitants (3)	1.3 million
	% of total population (3)	100.0 %
	Density - Inhab/km2 (3)	52.1
Rural area (1)	Km2 (3)	25 606.0
	% of total area (3)	100.0 %
Agricultural area <i>Total Utilised Agricultural Area (UAA)</i>	Ha (2)	1.5 million
	% of total territory (4)	60.0 %
Forest and other wooded land	Ha (2)	0.7 million
	% of total area (2)	28.2 %
Total employment	People (2)	0.5 million
Rural employment (1)	% of total workforce (2)	100.0 %

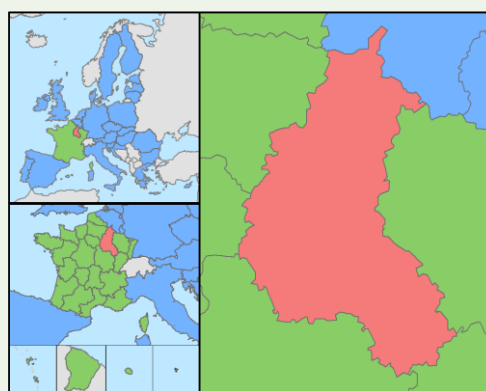
Data source: France – Champagne-Ardenne 2014-2020 Rural Development Programme (RDP). Note: (1) OECD definition applies, including intermediate and predominantly rural regions; (2) 2010 data; (3) 2012 data; (4) 2010, calculation based on 2012 region total area data.

EAFRD* support: EUR 201 761 137 <small>0.2 % of Total EAFRD support for EU-28</small>	+	National contribution: EUR 123 100 852	=	Planned total public expenditure: EUR 324 861 989
---	---	---	---	--

* European Agricultural Fund for Rural Development (EAFRD)

Primary sector contribution to Gross Value Added (GVA)	% of total (2)	7.7 %
No of agricultural holdings	No (2)	24 600
Average farm size	ha UAA/holding (2)	62.5
High Nature Value farming	% of total UAA (2)	7.3 %
Farmland Birds Index (FBI)	Index 2000 = 100	96.3
	<i>From 2000 to 2009 the FBI measuring the relative abundance of farmland bird species decreased by 3.7 %.</i>	

Map: France – Champagne-Ardenne



Examples of expected achievements

- To promote the knowledge transfer, the RDP will support training activities for 4 800 participants. The programme will also support 25 cooperation projects in various fields including at least 2 within the framework of the European Innovation Partnership (EIP) on Agricultural Productivity and Sustainability.
- Modernisation and development projects will be financed in 1 700 agricultural holdings (7 % of the total number of holdings).
- The RDP will help mobilize more than EUR 28 million during the programming period to promote processing and marketing activities in farms (e.g. direct sales) and agro-food businesses.
- The programme will support the conversion or maintenance of organic farming on 27 000 ha (1.8 % of the UAA), while agri-environment-climate measures will cover 198 000 ha (12 % of UAA). In total, 12 % of the UAA will be under management contracts to maintain biodiversity and landscapes, 11 % for water management, and 4.3 % for the soil management and erosion prevention.
- Concerning renewable energy, 30 projects will be financed by the programme to promote investments on methane production and valorisation.
- About 15 Local Development Strategies (LDS) implemented by Local Action Groups (LAGs) covering 60 % of the rural population.

Examples of key challenges

- The economy of the region is characterized by the disappearance of services in rural areas.
- Traditional SMEs encounter difficulties finding enough young workers in rural areas.
- In addition 15% of the population lives below the poverty threshold and over 25% of young people are unemployed.
- The competitiveness of farms remains an important regional issue as it affects the economic dynamism of the region which generates the region's productive activities.
- Water management is also a major issue as water bodies are degrading due to chemical pollution including of agricultural origin.

Source: DG AGRI, *Factsheet on 2014-2020 Rural Development Programme for Champagne-Ardenne*, October 2015
http://ec.europa.eu/agriculture/rural-development-2014-2020/country-files/fr/factsheet-champagne-ardenne_fr.pdf

2. RDP focus areas: planned expenditure, measures and 2023 targets

This section illustrates each rural development priority (P) with a focus on: the indicative budget per Focus Area (FA) and its breakdown by selected measure; and the relation between the indicative planned total public expenditure and the expected 2023 targets set by the Managing Authority for each focus area. The target indicators identified with the country code (FR_CHAR) are specific to the Champagne-Ardenne Programme.

P1 - Knowledge transfer & innovation: Fostering knowledge transfer and innovation in agriculture, forestry, and rural areas

Priority 1 is considered a cross-cutting priority: the budget under Priorities 2 - 6 contributes to the achievement of Priority 1 specific targets.

Focus Area 1A. Innovation & cooperation

Target indicator	Value
T1 - % of expenditure under Articles 14, 15 and 35 of Regulation (EU) No 1305/2013 in relation to the total expenditure for the RDP	6.3 %

Focus Area 1B. Links with research & innovation

Target indicator	Value
T2 - Total number of cooperation operations supported under the cooperation measure (Article 35 of Regulation (EU) No 1305/2013) (groups, networks/clusters, pilot projects...), of which: Nr of EIP operational groups to be supported (establishment and operation)	27 2


Focus Area 1C. Lifelong learning & vocational training

Target indicator	Value
T3 - Total number of participants trained under Article 14 of Regulation (EU) No 1305/2013	4 800

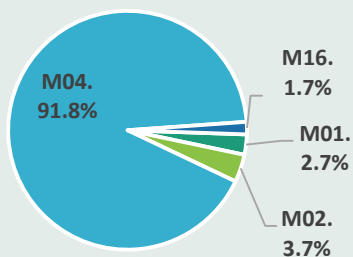
P2 – Competitiveness: Enhancing farm viability and competitiveness of all types of agriculture in all regions and promoting innovative farm technologies and sustainable management of forest

Focus Area 2A. Farm's performance, restructuring & modernization

Total public budget (million EUR)




Breakdown of FA budget by measure (%)



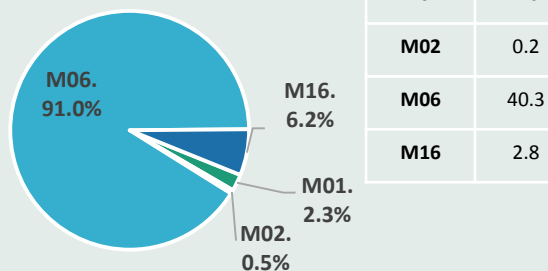
Target indicator	Value
T4 - % of agricultural holdings with RDP support for investments in restructuring or modernisation	6.8 %

Focus Area 2B. Entry of skilled/younger farmers

Total public budget (million EUR)



Breakdown of FA budget by measure (%)



Target indicator	Value
T5 - % of agricultural holdings with RDP supported business development plan/investments for young farmers	6.3 %

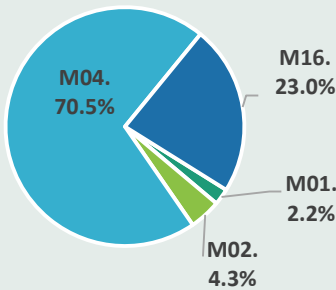
P3 – Food chain & risk management: Promoting food chain organisation, including processing and marketing of agricultural products, animal welfare and risk management in agriculture

Focus Area 3A. Agri-food chain integration & quality

Total public budget (million EUR)



Breakdown of FA budget by measure (%)



Target indicator

Value

FR_CHAR01 - Total volume of investments (EUR)

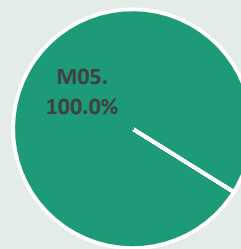
28.3m

Focus Area 3B. Risk prevention & management

Total public budget (million EUR)



Breakdown of FA budget by measure (%)



Target indicator

Value

FR_CHAR02 - Surface of area restored

100.0

P4 – Ecosystems management: Restoring, preserving and enhancing ecosystems related to agriculture and forestry

Focus Areas

- 4A. Biodiversity's restoration, preservation & enhancement
- 4B. Water management
- 4C. Soil erosion & soil management

Total public budget (million EUR)



Target indicator

Value

T8 - % of forest/other wooded area under management contracts supporting biodiversity

0.2 %

T9 - % of agricultural land under management contracts supporting biodiversity and/or landscapes

11.9 %

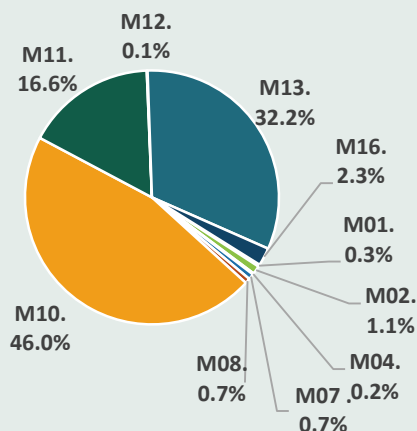
T10 - % of agricultural land under management contracts to improve water management

10.6 %

T12 - % of agricultural land under management contracts to improve soil management and/or prevent soil erosion

4.3 %

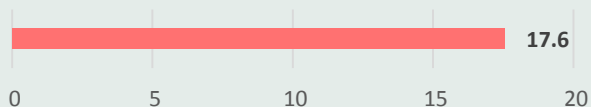
Breakdown of FA budget by measure (%)



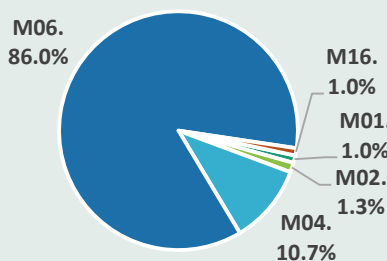
P5 - Resource efficiency & climate: Promoting resource efficiency and supporting the shift towards a low carbon and climate resilient economy in agriculture, food and forestry sectors

Focus Area 5C. Renewable sources & waste management

Total public budget (million EUR)



Breakdown of FA budget by measure (%)



Measure m EUR

M01	0.2
M02	0.2
M04	1.9
M06	15.1
M16	0.2

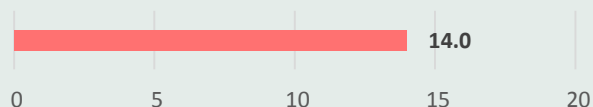
Target indicator

Value

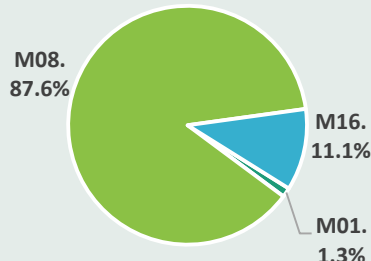
T16 - Total investment in renewable energy production (EUR) 40.8m

Focus Area 5E. Carbon conservation & sequestration

Total public budget (million EUR)



Breakdown of FA budget by measure (%)



Measure m EUR

M01	0.2
M08	12.3
M16	1.6

Target indicator

Value

T19 - % of agricultural and forest land under management contracts contributing to carbon sequestration and conservation 0.9 %

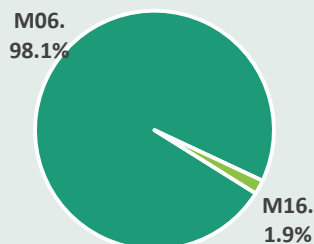
P6 - Social inclusion & local development: Promoting social inclusion poverty reduction and economic development in rural areas

Focus Area 6A. Diversification & job creation

Total public budget (million EUR)



Breakdown of FA budget by measure (%)



Measure m EUR

M06	3.8
M16	0.1

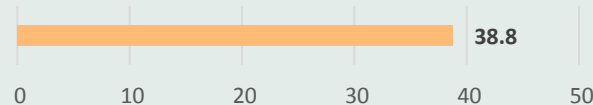
Target indicator

Value

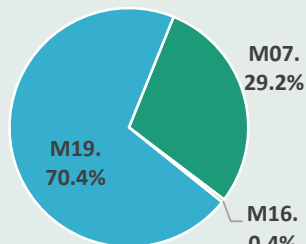
T20 - Jobs created in supported projects 38

Focus Area 6B. Local development

Total public budget (million EUR)



Breakdown of FA budget by measure (%)



Measure m EUR

M07	11.3
M16	0.2
M19	27.3

Target indicator

Value

T21 - % of rural population covered by local development strategies 45.0 %

T22 - % of rural population benefiting from improved services/infrastructures 15.0 %

T23 - Jobs created in supported projects (LEADER) 75

3. Planned expenditure per priority

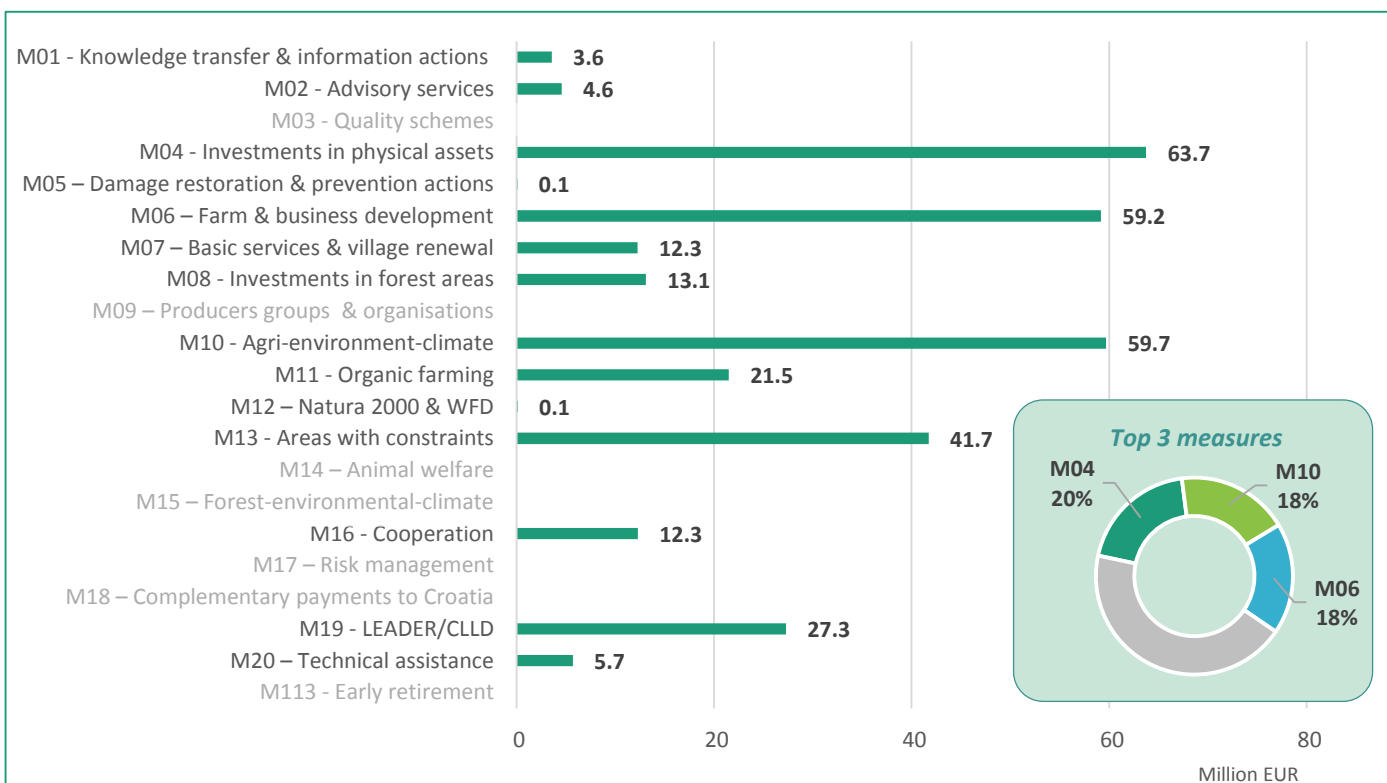
The following table shows how the planned total public expenditure (comprising the EAFRD support and the national contribution) is allocated between rural development priorities. Priority 1 is considered to be cross-cutting and no separate financial allocation is shown as the expenditure is distributed across other focus areas.

Priority	Total public expenditure per priority (million EUR)	% of total public expenditure*	
P1 - Knowledge transfer & innovation	P2 - Competitiveness	99.1	30.5 %
	P3 - Food chain & risk management	16.1	5.0 %
	P4 - Ecosystems management	129.7	39.9 %
	P5 - Resource efficiency & climate	31.6	9.7 %
	P6 - Social inclusion & local development	42.6	13.1 %

* Figures do not add up to 100 % because the budget for technical assistance is not included. The budget for technical assistance is available in Section 4.

4. Planned expenditure per measure (million EUR)

The following chart shows the indicative planned total public expenditure per measure (comprising the EAFRD support and the national contribution). The measures illustrated in the chart are the complete list of measures selected within the RDP. Measures in color light gray were not selected by the region.



5. Choice of measures by priority and focus areas

The following chart shows which priorities and focus areas are selected in the RDP and the combination of measures used to address them. For each measure the budget breakdown per focus area is given. Priority 1 is considered to be cross-cutting and no separate financial allocation is shown as the expenditure is distributed across other focus areas. Expenditure under Priority 4 is programmed for the priority as a whole, not for individual focus areas.

Priority	P1 Knowledge transfer & innovation			P2 Competitiveness		P3 Food chain & risk management		P4 Ecosystems management			P5 Resource efficiency & climate			P6 Social inclusion & local development			Total	Planned expenditure (million EUR)		
	1A - Innovation & cooperation	1B - Links with research & innovation	1C - Lifelong learning & vocational training	2A - Farm's performance, restructuring & modernisation	2B - Entry of skilled/younger farmers	3A - Agri-food chain integration & quality	3B - Risk prevention & management	4A - Biodiversity's restoration, preservation & enhancement	4B - Water management	4C - Soil erosion & soil management	5A - Water use efficiency	5B - Energy use efficiency	5C - Renewable sources & waste management	5D - Greenhouse Gas & ammonia emissions	5E - Carbon conservation & sequestration	6A - Diversification & job creation			6B - Local development	6C - ICT - Information & communication technologies
M01 - Knowledge transfer & information actions				42%	28%	10%		10%					5%		5%				100%	3.6
M02 - Advisory services				45%	5%	15%		30%					5%						100%	4.6
M03 - Quality schemes																				
M04 - Investments in physical assets				79%		18%		0.3%					3%						100%	63.8
M05 - Damage/restoration /prevention actions							100%												100%	0.1
M06 - Farm & business development					68%									26%		6%			100%	59.2
M07 - Basic services & village renewal								8%									92%		100%	12.3
M08 - Investments in forest areas								7%							93%				100%	13.1
M09 - Producers groups & organisations																				
M10 - Agri-environment-climate								100%											100%	59.7
M11 - Organic farming								100%											100%	21.5
M12 - Natura 2000 & WFD								100%											100%	0.1
M13 - Areas with constraints								100%											100%	41.7
M14 - Animal welfare																				
M15 - Forest-environmental-climate																				
M16 - Cooperation				8%	23%	30%		24%					1%		13%	1%	1%		100%	12.3
M17 - Risk management																				
M18 - Complementary payments to Croatia																				
M19 - LEADER/CLLD																100%			100%	27.3

6. Additional info

Date of RDP approval	30/10/2015
French National Rural Network	Réseau Rural Français http://www.reseaurural.fr/
Managing authority	Conseil régional de Champagne-Ardenne
Paying agency	Agence de services et de paiement
Coordination body	Agence de services et de paiement
RDP country documents	http://ec.europa.eu/agriculture/rural-development-2014-2020/country-files/fr_en.htm
National Partnership Agreement summary	http://ec.europa.eu/contracts_grants/pa/partnership-agreement-france-summary_en.pdf
Partnership Agreement	http://www.europe-en-france.gouv.fr/L-Europe-s-engage/Accord-de-partenariat
Rural Development Regulation 2014-2020	Regulation (EU) N° 1305/2013 of the European Parliament and of the Council on support for rural development by the European Agricultural Fund for Rural Development (EAFRD) [PDF en]

Source of information: All data and the figures presented in this summary come from the European Commission approved version of the Champagne-Ardenne 2014-2020 Rural Development Programme. The examples of expected achievements and key challenges on page 1 were retrieved from: DG AGRI, Factsheet on 2014-2020 Rural Development Programme for Champagne-Ardenne, October 2015.

Disclaimer: This document aims to provide an accessible summary of selected RDP content. The information provided should not be considered a comprehensive account of the original RDP content.

Summary version: Version 1

Last updated: December 2015

Corresponding RDP: Champagne-Ardenne 2014-2020 RDP, code 2014FR06RDRP021, version 1.2, approved 30/10/2015.



The European Network for
Rural Development

ENRD Contact Point
Rue de la Loi, 38 Boîte n.4 - 1040
Brussels, Belgium
Tel. +32 2 801 38 00
email: info@enrd.eu
website: <http://enrd.ec.europa.eu/>