

1. General information

Geographical Area	Country	France
	Region	Bourgogne
Rural population (1)	Inhabitants (3)	1.6 million
	% of total population (3)	100.0 %
	Density - Inhab/km2 (3)	52.1
Rural area (1)	Km2 (3)	31 582
	% of total area (3)	100.0 %
Agricultural area <i>Total Utilised Agricultural Area (UAA)</i>	Ha (2)	1.8 million
	% of total territory (4)	55.8 %
Forest and other wooded land	Ha (2)	1.0 million
	% of total area (2)	31.6 %
Total employment	People (2)	0.7 million
Rural employment (1)	% of total workforce (2)	100.0 %

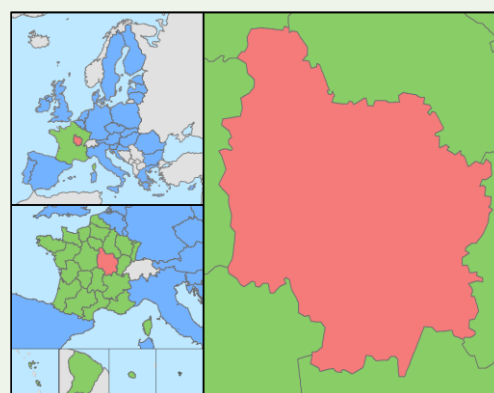
Data source: France – Bourgogne 2014-2020 Rural Development Programme (RDP).
Note: (1) OECD definition applies, including intermediate and predominantly rural regions; (2) 2010 data; (3) 2012 data; (4) 2010 based on 2012 total region territory.

EAFRD* support: EUR 539 445 793 <small>0.6 % of Total EAFRD support for EU-28</small>	+	National contribution: EUR 298 226 687	=	Planned total public expenditure: EUR 837 672 480
--	---	--	---	---

* European Agricultural Fund for Rural Development (EAFRD)

Primary sector contribution to Gross Value Added (GVA)	% of total (2)	4.7 %
No of agricultural holdings	No (2)	20 330
Average farm size	ha UAA/holding (2)	86.7
High Nature Value farming	% of total UAA (2)	22.3 %
Farmland Birds Index (FBI)	Index 2000 = 100	94.0
	<i>From 2000 to 2009 the FBI measuring the relative abundance of farmland bird species decreased by 6.0 %.</i>	

Map: France - Bourgogne



Examples of expected achievements

- To promote knowledge transfer the RDP will support training for about 9 500 participants from the agriculture, agro-food industry and forestry sectors.
- The programme will support modernization and development projects in about 20 000 farms (20 % of the total).
- The RDP will also encourage the installation of young farmers with the aim to achieve 1 600 farms run by young farmers (about 8 % of the total).
- Agri-environmental and climate measures will cover approximately 364 000 ha (20 % of total agricultural area) to address the need of preserving biodiversity, water and soil.
- 50 forest management projects are planned for Natura 2000 sites.
- The RDP will support investments in facilities producing biogas from livestock manure and other organic waste (12 biogas projects planned).
- Around 60 % of the rural population will benefit from improved services and infrastructure.
- 12 Local Development Strategies (LDS) will be supported covering 54 % of the rural population.

Examples of key challenges

- About two-thirds of the region's agricultural land is located in areas with natural constraints, including about 5 % in mountain areas. The survival of farms in these areas depends on the maintenance of the environment and landscape.
- Burgundy is characterized by territories with unequal access to services by the population.
- The rural areas of the region have the potential to host new residents and tourists. These can trigger the development of the rural economy.

Source: DG AGRI, *Factsheet on 2014-2020 Rural Development Programme for France - Bourgogne*, August 2015
http://ec.europa.eu/agriculture/rural-development-2014-2020/country-files/fr/factsheet-bourgogne_fr.pdf

2. RDP focus areas: planned expenditure, measures and 2023 targets

This section illustrates each rural development priority (P) with a focus on: the indicative budget per Focus Area (FA) and its breakdown by selected measure; and the relation between the indicative planned total public expenditure and the expected 2023 targets set by the Managing Authority for each focus area. The target indicators identified with the country code (FR_BRG) are specific to the Bourgogne Programme.

P1 - Knowledge transfer & innovation: Fostering knowledge transfer and innovation in agriculture, forestry, and rural areas

Priority 1 is considered a cross-cutting priority: the budget under Priority 2 to 6 contributes to the achievement of Priority 1 specific targets.

Focus Area 1A. Innovation & cooperation

Target indicator	Value
T1 - % of expenditure under Articles 14, 15 and 35 of Regulation (EU) No 1305/2013 in relation to the total expenditure for the RDP	3.2 %

Focus Area 1B. Links with research & innovation

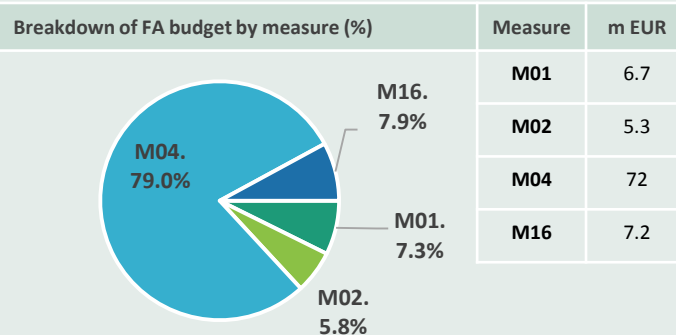
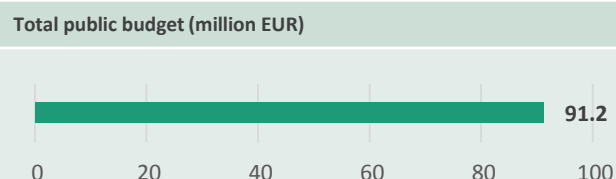
Target indicator	Value
T2 - Total number of cooperation operations supported under the cooperation measure (Article 35 of Regulation (EU) No 1305/2013) (groups, networks/clusters, pilot projects...), of which: Nr of EIP operational groups to be supported (establishment and operation)	34 8

Focus Area 1C. Lifelong learning & vocational training

Target indicator	Value
T3 - Total number of participants trained under Article 14 of Regulation (EU) No 1305/2013	9 424

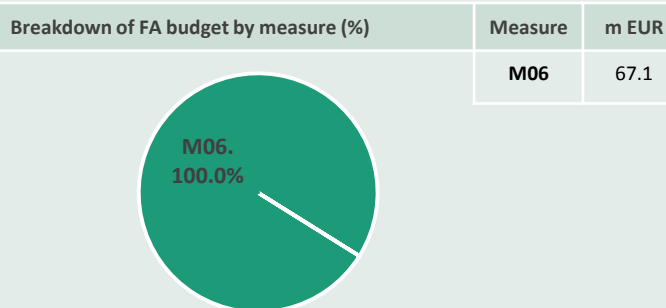
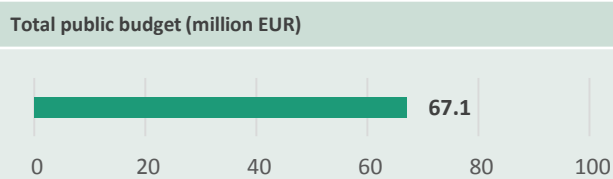
P2 – Competitiveness: Enhancing farm viability and competitiveness of all types of agriculture in all regions and promoting innovative farm technologies and sustainable management of forest

Focus Area 2A. Farm's performance, restructuring & modernization



Target indicator	Value
T4 - % of agricultural holdings with RDP support for investments in restructuring or modernisation	20.5 %

Focus Area 2B. Entry of skilled/younger farmers

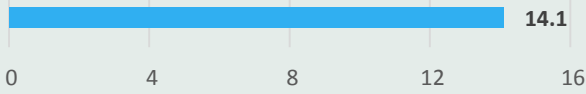


Target indicator	Value
T5 - % of agricultural holdings with RDP supported business development plan/investments for young farmers	7.9 %

P3 – Food chain & risk management: Promoting food chain organisation, including processing and marketing of agricultural products, animal welfare and risk management in agriculture

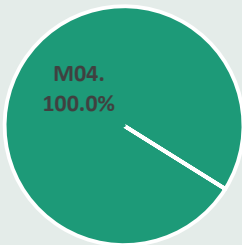
Focus Area 3A. Agri-food chain integration & quality

Total public budget (million EUR)



Breakdown of FA budget by measure (%)

Measure	m EUR
M04	14.1



Target indicator

Value


FR_BRG01 - Amount of support for investments on farm transformation / commercialisation and for investments in the agri-food industry (EUR).	37.5 m
--	--------

P4 – Ecosystems management: Restoring, preserving and enhancing ecosystems related to agriculture and forestry

Focus Areas

- 4A. Biodiversity's restoration, preservation & enhancement
- 4B. Water management
- 4C. Soil erosion & soil management

Total public budget (million EUR)



Target indicator

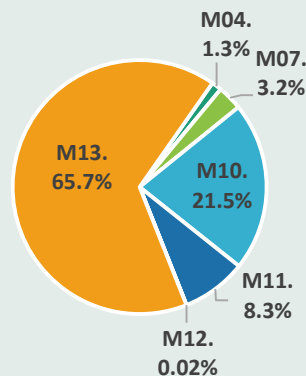
Value

FR_BRG02 - Number of forest Natura 2000 contracts signed (sub-measure 7.6)	50
T9 - % of agricultural land under management contracts supporting biodiversity and/or landscapes	11.3 %
T10 - % of agricultural land under management contracts to improve water management	9.6 %
T12 - % of agricultural land under management contracts to improve soil management and/or prevent soil erosion	3.0 %

Breakdown of FA budget by measure (%)

Measure

m EUR

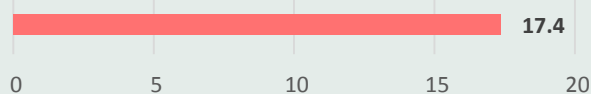


M04	6.5
M07	15.7
M10	107.1
M11	41.2
M12	0.08
M13	327.2

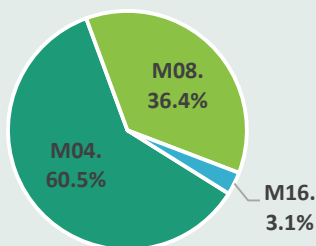
P5 - Resource efficiency & climate: Promoting resource efficiency and supporting the shift towards a low carbon and climate resilient economy in agriculture, food and forestry sectors

Focus Area 5C. Renewable sources & waste management

Total public budget (million EUR)



Breakdown of FA budget by measure (%)



Measure	m EUR
M04	10.5
M08	6.3
M16	0.5

Target indicator

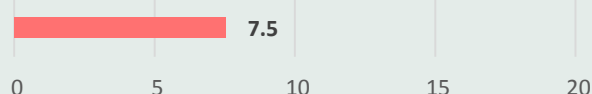
Value

T16 - Total investment in renewable energy production (EUR)

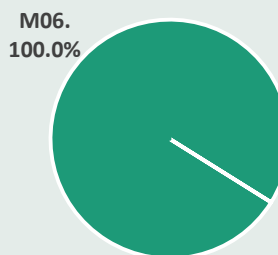
50.9 m

Focus Area 5D. Greenhouse gas & ammonia emissions

Total public budget (million EUR)



Breakdown of FA budget by measure (%)



Measure	m EUR
M06	7.5

Target indicator

Value

FR_BRG03 - Number of biogas projects (sub-measure 6.4)

12

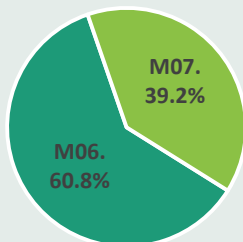
P6 - Social inclusion & local development: Promoting social inclusion poverty reduction and economic development in rural areas

Focus Area 6A. Diversification & job creation

Total public budget (million EUR)



Breakdown of FA budget by measure (%)



Measure	m EUR
M06	2.2
M07	1.4

Target indicator


Value

T20 - Jobs created in supported projects

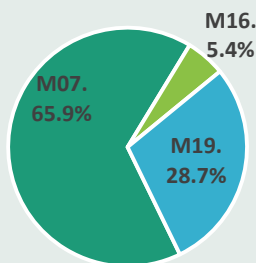
25

Focus Area 6B. Local development

Total public budget (million EUR)



Breakdown of FA budget by measure (%)



Measure	m EUR
M07	84.2
M16	6.9
M19	36.7

Target indicator

Value

T21 - % of rural population covered by local development strategies

54.3 %

T22 - % of rural population benefiting from improved services/infrastructures

63.6 %

T23 - Jobs created in supported projects (LEADER)

60

3. Planned expenditure per priority

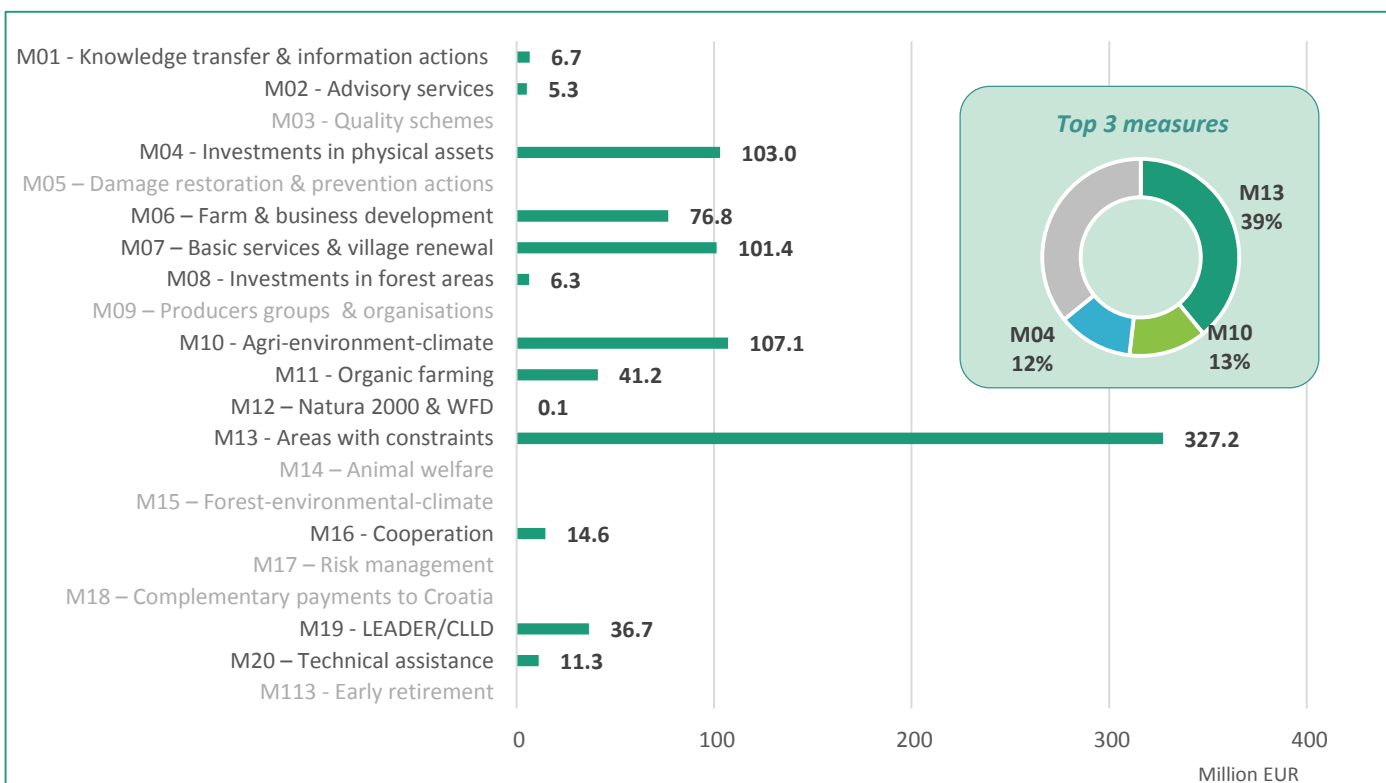
The following table shows how the planned total public expenditure (comprising the EAFRD support and the national contribution) is allocated between rural development priorities. Priority 1 is considered to be cross cutting and no separate financial allocation is shown as the expenditure is distributed across other focus areas.

Priority	Total public expenditure per priority (million EUR)	% of total public expenditure*	
P1 - Knowledge transfer & innovation	P2 - Competitiveness	158.2	18.9 %
	P3 - Food chain & risk management	14.1	1.7 %
	P4 - Ecosystems management	497.8	59.4 %
	P5 - Resource efficiency & climate	24.9	3.0 %
	P6 - Social inclusion & local development	131.3	15.7 %

* Figures do not add up to 100 % because the budget for technical assistance is not included. The budget for technical assistance is available in section 4.

4. Planned expenditure per measure (million EUR)

The following chart shows the indicative planned total public expenditure per measure (comprising the EAFRD support and the national contribution). The measures illustrated in the chart are the complete list of measures selected within the RDP. Measures in color light gray were not selected by the region.



5. Choice of measures by priority and focus areas

The following chart shows which priorities and focus areas are selected in the RDP and the combination of measures used to address them. For each measure the budget breakdown per focus area is given. Priority 1 is considered to be cross-cutting and no separate financial allocation is shown as the expenditure is distributed across other focus areas. Expenditure under Priority 4 is programmed for the priority as a whole, not for individual focus areas.

Priority	P1 Knowledge transfer & innovation			P2 Competitiveness		P3 Food chain & risk management		P4 Ecosystems management			P5 Resource efficiency & climate			P6 Social inclusion & local development			Total	Planned expenditure (million EUR)		
	1A - Innovation & cooperation	1B - Links with research & innovation	1C - Lifelong learning & vocational training	2A - Farm's performance, restructuring & modernisation	2B - Entry of skilled/younger farmers	3A - Agri-food chain integration & quality	3B - Risk prevention & management	4A - Biodiversity's restoration, preservation & enhancement	4B - Water management	4C - Soil erosion & soil management	5A - Water use efficiency	5B - Energy use efficiency	5C - Renewable sources & waste management	5D - Greenhouse gas & ammonia emissions	5E - Carbon conservation & sequestration	6A - Diversification & job creation			6B - Local development	6C - ICT - Information & communication technologies
M01 - Knowledge transfer & information actions				100%															100%	6.7
M02 - Advisory services				100%															100%	5.3
M03 - Quality schemes																				
M04 - Investments in physical assets				70%		14%		6%				10%							100%	103.1
M05 - Damage/restoration /prevention actions																				
M06 - Farm & business development					87%								10%		3%				100%	76.8
M07 - Basic services & village renewal								16%							1%	83%			100%	101.4
M08 - Investments in forest areas												100%							100%	6.3
M09 - Producers groups & organisations																				
M10 - Agri-environment-climate								100%											100%	107.1
M11 - Organic farming								100%											100%	41.2
M12 - Natura 2000 & WFD								100%											100%	0.08
M13 - Areas with constraints								100%											100%	327.2
M14 - Animal welfare																				
M15 - Forest-environmental-climate																				
M16 - Cooperation				49%								4%				47%			100%	14.6
M17 - Risk management																				
M18 - Complementary payments to Croatia																				
M19 - LEADER/CLLD																100%			100%	36.7

6. Additional info

Date of RDP approval	07/08/2015
French National Rural Network	Le Réseau Rural Français http://www.reseaurural.fr/
Managing authority	Conseil régional de Bourgogne
Paying agency	Agence de services et de paiement
Coordination body	Agence de services et de paiement, Mission de coordination des organismes payeurs des fonds agricoles
RDP country documents	http://ec.europa.eu/agriculture/rural-development-2014-2020/country-files/fr_en.htm
National Partnership Agreement summary	http://ec.europa.eu/contracts_grants/pa/partnership-agreement-france-summary_en.pdf
Partnership Agreement	http://www.europe-en-france.gouv.fr/L-Europe-s-engage/Accord-de-partenariat
Rural Development Regulation 2014-2020	Regulation (EU) N° 1305/2013 of the European Parliament and of the Council on support for rural development by the European Agricultural Fund for Rural Development (EAFRD) [PDF en]

Source of information: All data and the figures presented in this summary come from the European Commission approved version of the Bourgogne 2014-2020 Rural Development Programme. The examples of expected achievements and key challenges on page 1 were retrieved from: DG AGRI, Factsheet on 2014-2020 Rural Development Programme for Bourgogne, August 2015.

Disclaimer: This document aims to provide an accessible summary of selected RDP content. The information provided should not be considered a comprehensive account of the original RDP content.

Summary version: Version 1

Last updated: October 2015

Corresponding RDP: FR - Bourgogne 2014-2020 RDP, code 2014FR06RDRP026, version 1.2, approved 07/08/2015



The European Network for
Rural Development

ENRD Contact Point
Rue de la Loi, 38 Boîte n.4 - 1040
Brussels, Belgium
Tel. +32 2 801 38 00
email: info@enrd.eu
website: <http://enrd.ec.europa.eu/>