

## 1. General information

<b>Geographical Area</b>	<b>Country</b>	France
	<b>Region</b>	Aquitaine
<b>Rural population (1)</b>	<b>Inhabitants (3)</b>	1.8 million
	<b>% of total population (3)</b>	55.1 %
	<b>Density - Inhab/km2 (3)</b>	57.8 %
<b>Rural area (1)</b>	<b>Km2 (3)</b>	31 312
	<b>% of total area (3)</b>	75.8 %
<b>Agricultural area</b> <i>Total Utilised Agricultural Area (UAA)</i>	<b>Ha (2)</b>	1.5 million
	<b>% of total territory (4)</b>	35.8 %
<b>Forest and other wooded land</b>	<b>Ha (2)</b>	2.0 million
	<b>% of total area (2)</b>	46.5 %
<b>Total employment</b>	<b>People (2)</b>	1.3 million
<b>Rural employment (1)</b>	<b>% of total workforce (2)</b>	51.6 %

Data source: France - Aquitaine 2014-2020 Rural Development Programme (RDP).

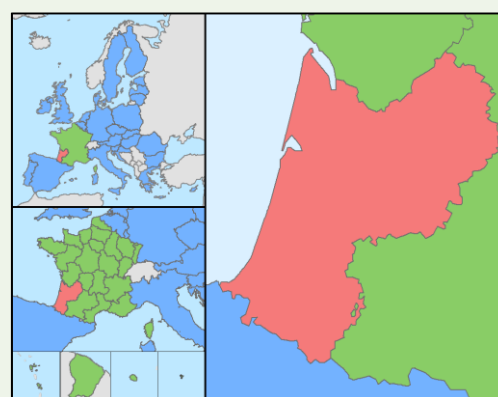
Note: (1) OECD definition applies, including intermediate and predominantly rural regions; (2) 2010 data; (3) 2012 data; (4) 2010 based on 2012 total region territory.

<b>EAFRD* support:</b> EUR 595 324 615 <i>0.6 % of Total EAFRD support for EU-28</i>	+	<b>National contribution:</b> EUR 439 599 899	=	<b>Planned total public expenditure:</b> EUR 1 034 924 514
--	---	--	---	---

\* European Agricultural Fund for Rural Development (EAFRD)

<b>Primary sector contribution to Gross Value Added (GVA)</b>	<b>% of total (2)</b>	3.4 %
<b>No of agricultural holdings</b>	<b>No (2)</b>	43 180
<b>Average farm size</b>	<b>ha UAA/holding (2)</b>	34.2
<b>High Nature Value farming</b>	<b>% of total UAA (2)</b>	20.1 %
<b>Farmland Birds Index (FBI)</b>	<b>Index 2000 = 100</b>	89.0
	<i>From 2000 to 2009 the FBI measuring the relative abundance of farmland bird species decreased by 11.0 %.</i>	

Map: France - Aquitaine



### Examples of expected achievements

- The RDP will support demonstration and information activities including 20 cooperation projects, out of which 10 cooperation projects will be implemented under the European Innovation Partnership – Agricultural Productivity and Sustainability.
- The programme will support about 3 500 farms (8 % of the total) to improve their economic and environmental performance.
- The setup of young farmers will be encouraged by the RDP so that an additional 2 400 farms are managed by young farmers (6 % of the total).
- Agro-environmental and climate measures will cover about 272 000 ha (18 % of the total agricultural area) addressing the need for preserving the biodiversity, water and soil resources in the region.
- The RDP will also support the conversion and maintenance of the organic agriculture on 5 % of the agricultural land.
- The reforestation of about 5 % of the damaged forest area due to catastrophic events in 2009 (storm Klaus) will be funded as to preserve forest resources and maintain forest carbon sequestration potential.
- About 10 % of programme resources will be used for improving access to basic services and infrastructure for 30 % of the rural population.
- 16 Local Action Groups (LAGs) will be supported to implement Local Development Strategies (LDS) covering about 70 % of the rural population.

### Examples of key challenges

- Being the leading industrial employer in Aquitaine region, the agro-food sector has a high proportion of small businesses that do not allow optimum development of their activity, in terms of modernizing equipment and searching for new business opportunities.
- Another challenge is to promote the creation of added value from forest resources in the region and maintain jobs that cannot be relocated. Moreover the forests of the region are also a remarkable biodiversity reserve the RDP will help preserve.
- An important challenge for the Aquitaine RDP is to support initiatives favorable to the economic development of rural areas, such as tourism on which the region has great potential, and guarantee a minimum of services to the population in territories with less developed infrastructure.

Source: DG AGRI, *Factsheet on 2014-2020 Rural Development Programme for Aquitaine*, August 2015

[http://ec.europa.eu/agriculture/rural-development-2014-2020/country-files/fr/factsheet-aquitaine\\_fr.pdf](http://ec.europa.eu/agriculture/rural-development-2014-2020/country-files/fr/factsheet-aquitaine_fr.pdf)

## 2. RDP focus areas: planned expenditure, measures and 2023 targets

This section illustrates each rural development priority (P) with a focus on: the indicative budget per Focus Area (FA) and its breakdown by selected measure; and the relation between the indicative planned total public expenditure and the expected 2023 targets set by the Managing Authority for each focus area. The target indicator identified with the country code (FR\_AQ) is specific to the Aquitaine RDP.

### P1 - Knowledge transfer & innovation: Fostering knowledge transfer and innovation in agriculture, forestry, and rural areas

Priority 1 is considered a crosscutting priority: the budget under priority 2 to 6 contributes to the achievements of priority 1 specific targets.

#### Focus Area 1A. Innovation & cooperation

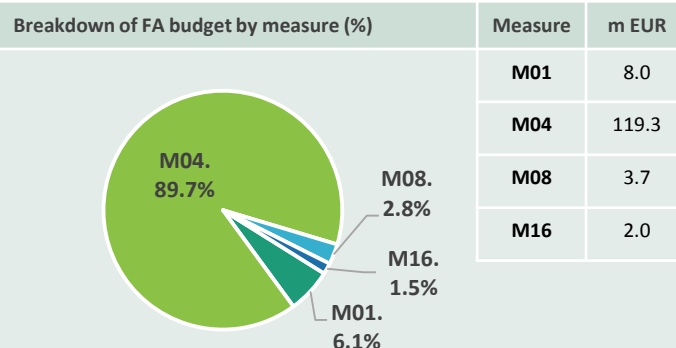
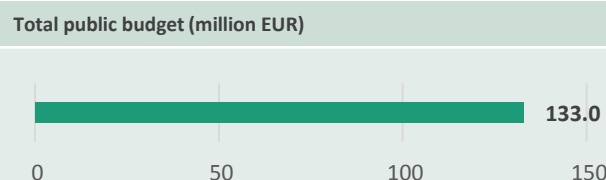
Target indicator	Value
T1 - % of expenditure under Articles 14, 15 and 35 of Regulation (EU) No 1305/2013 in relation to the total expenditure for the RDP	1.3 %

#### Focus Area 1B. Links with research & innovation

Target indicator	Value
T2 - Total number of cooperation operations supported under the cooperation measure (Article 35 of Regulation (EU) No 1305/2013) (groups, networks/clusters, pilot projects...),	20
of which: Nr of EIP operational groups to be supported (establishment and operation)	10

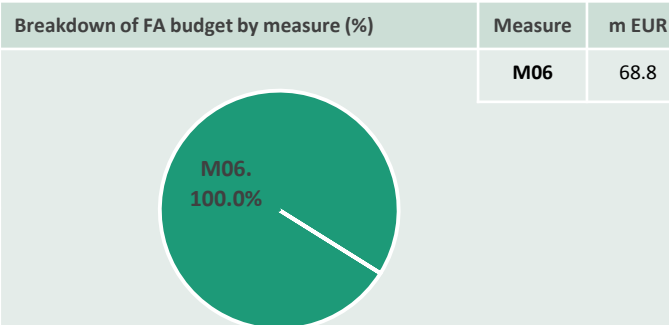
### P2 – Competitiveness: Enhancing farm viability and competitiveness of all types of agriculture in all regions and promoting innovative farm technologies and sustainable management of forest

#### Focus Area 2A. Farm's performance, restructuring & modernization



Target indicator	Value
T4 - % of agricultural holdings with RDP support for investments in restructuring or modernisation	8.2 %

#### Focus Area 2B. Entry of skilled/younger farmers




Target indicator	Value
T5 - % of agricultural holdings with RDP supported business development plan/investments for young farmers	5.6 %

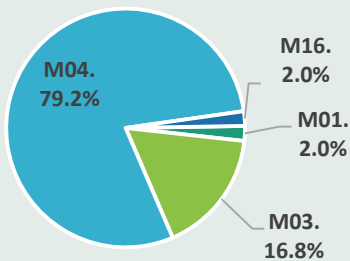
### P3 – Food chain & risk management: Promoting food chain organisation, including processing and marketing of agricultural products, animal welfare and risk management in agriculture

#### Focus Area 3A. Agri-food chain integration & quality

Total public budget (million EUR)



Breakdown of FA budget by measure (%)



Measure	m EUR
M01	1.1
M03	9.5
M04	44.7
M16	1.1

Target indicator

Value

T6 - % of agricultural holdings receiving support for participating in quality schemes, local markets and short supply circuits, and producer groups/organisations


1.9 %

### P4 – Ecosystems management: Restoring, preserving and enhancing ecosystems related to agriculture and forestry

Focus Areas

- 4A. Biodiversity's restoration, preservation & enhancement
- 4B. Water management
- 4C. Soil erosion & soil management

Total public budget (million EUR)



Target indicator

Value

T9 - % of agricultural land under management contracts supporting biodiversity and/or landscapes

14.3 %

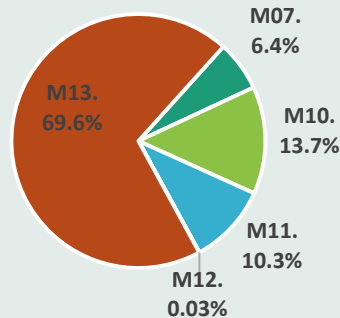
T10 - % of agricultural land under management contracts to improve water management

14.3 %

T12 - % of agricultural land under management contracts to improve soil management and/or prevent soil erosion

14.3 %

Breakdown of FA budget by measure (%)

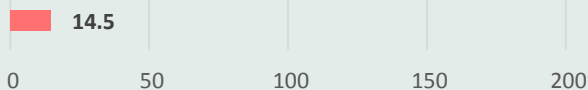


Measure	m EUR
M07	30.0
M10	64.0
M11	48.0
M12	0.1
M13	325.5

**P5 - Resource efficiency & climate:** Promoting resource efficiency and supporting the shift towards a low carbon and climate resilient economy in agriculture, food and forestry sectors

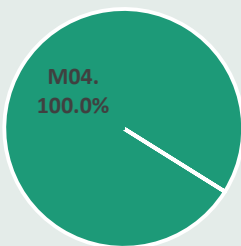
**Focus Area 5A. Water use efficiency**

Total public budget (million EUR)



Breakdown of FA budget by measure (%)

Measure	m EUR
M04	14.5



Target indicator

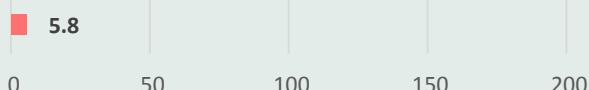
Value

T14 - % of irrigated land switching to more efficient irrigation system

0.5 %

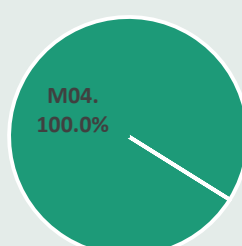
**Focus Area 5C. Renewable sources & waste management**

Total public budget (million EUR)



Breakdown of FA budget by measure (%)

Measure	m EUR
M04	5.8



Target indicator

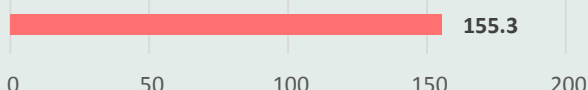
Value

T16 - Total investment in renewable energy production (EUR)

10 m

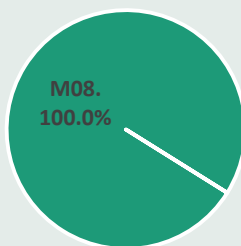
**Focus Area 5E. Carbon conservation & sequestration**

Total public budget (million EUR)



Breakdown of FA budget by measure (%)

Measure	m EUR
M08	155.3



Target indicator

Value


FR\_AQ01 - % of forest land reforested through the types of operations 8.4

5.1 %

## P6 - Social inclusion & local development: Promoting social inclusion poverty reduction and economic development in rural areas

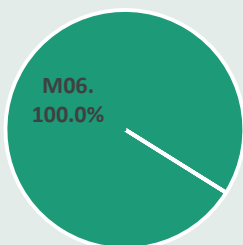
### Focus Area 6A. Diversification & job creation

Total public budget (million EUR)



Breakdown of FA budget by measure (%)

Measure	m EUR
M06	7.9



Target indicator


Value

T20 - Jobs created in supported projects

25

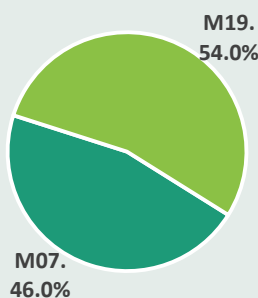
### Focus Area 6B. Local development

Total public budget (million EUR)



Breakdown of FA budget by measure (%)

Measure	m EUR
M07	55.3
M19	64.8



Target indicator

Value

T21 - % of rural population covered by local development strategies

71.7 %

T22 - % of rural population benefiting from improved services/infrastructures

30.3 %

T23 - Jobs created in supported projects (LEADER)

130

### 3. Planned expenditure per priority

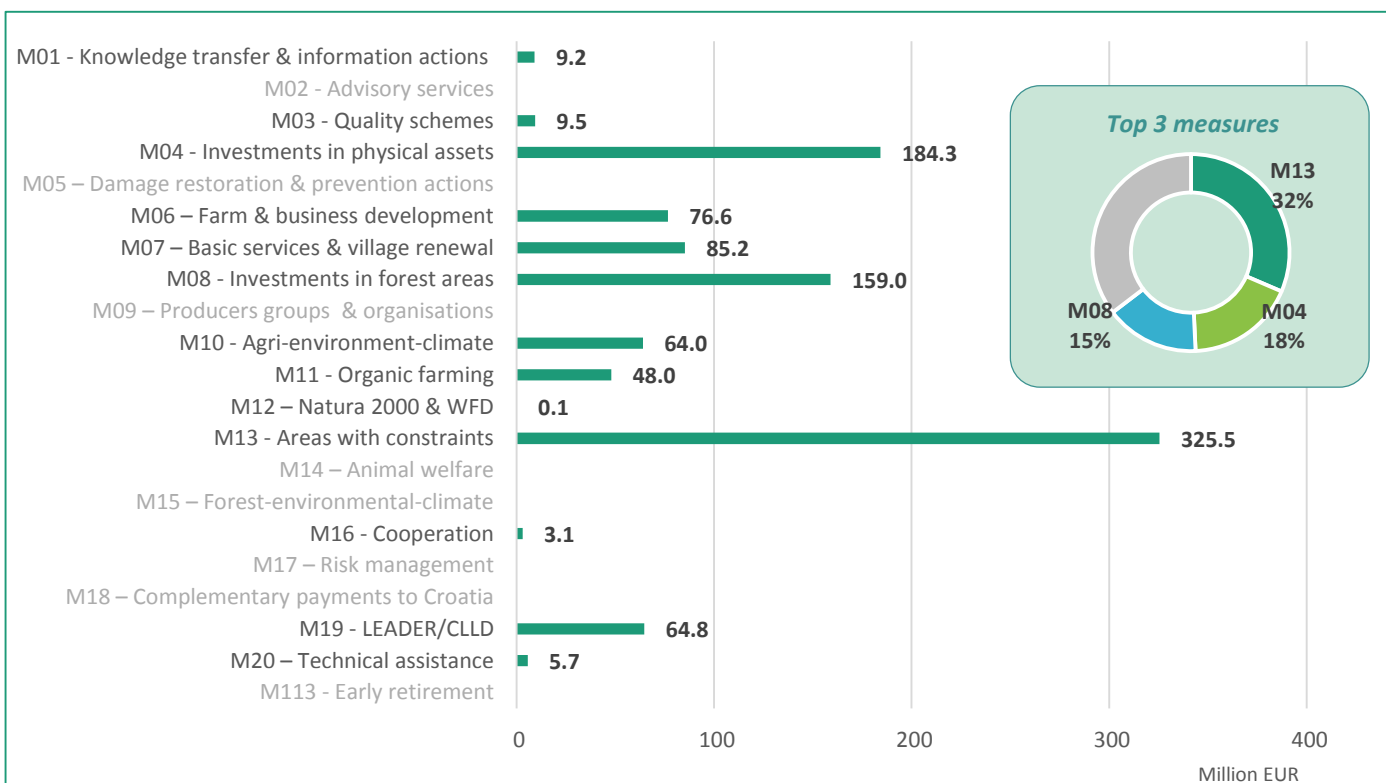
The following table shows how the planned total public expenditure (comprising the EAFRD support and the national contribution) is allocated between rural development priorities. Priority 1 is considered to be cross-cutting and no separate financial allocation is shown as the expenditure is distributed across other focus areas.

Priority	Total public expenditure per priority (million EUR)	% of total public expenditure*	
P1 - Knowledge transfer & innovation	P2 - Competitiveness	201.7	19.5 %
	P3 - Food chain & risk management	56.5	5.5 %
	P4 - Ecosystems management	467.5	45.2 %
	P5 - Resource efficiency & climate	175.6	17.0 %
	P6 - Social inclusion & local development	127.9	12.4 %

\* Figures do not add up to 100 % because the budget for technical assistance is not included. The budget for technical assistance is available in section 4.

### 4. Planned expenditure per measure (million EUR)

The following chart shows the indicative planned total public expenditure per measure (comprising the EAFRD support and the national contribution). The measures illustrated in the chart are the complete list of measures selected within the RDP. Measures in color light gray were not selected by the region.



## 5. Choice of measures by priority and focus areas

The following chart shows which priorities and focus areas are selected in the RDP and the combination of measures used to address them. For each measure the budget breakdown per focus area is given. Priority 1 is considered to be cross-cutting and no separate financial allocation is shown as the expenditure is distributed across other focus areas. Expenditure under Priority 4 is programmed for the priority as a whole, not for individual focus areas.

Priority	P1 Knowledge transfer & innovation			P2 Competitiveness		P3 Food chain & risk management		P4 Ecosystems management			P5 Resource efficiency & climate					P6 Social inclusion & local development			Total	Planned expenditure (million EUR)
	1A - Innovation & cooperation	1B - Links with research & innovation	1C - Lifelong learning & vocational training	2A - Farm's performance, restructuring & modernisation	2B - Entry of skilled/younger farmers	3A - Agri-food chain integration & quality	3B - Risk prevention & management	4A - Biodiversity's restoration, preservation & enhancement	4B - Water management	4C - Soil erosion & soil management	5A - Water use efficiency	5B - Energy use efficiency	5C - Renewable sources & waste management	5D - Greenhouse gas & ammonia emissions	5E - Carbon conservation & sequestration	6A - Diversification & job creation	6B - Local development	6C - ICT - Information & communication technologies		
M01 - Knowledge transfer & information actions				88%		12%													100%	9.2
M02 - Advisory services																				
M03 - Quality schemes						100%													100%	9.5
M04 - Investments in physical assets				65%		24%				8%		3%							100%	184.3
M05 - Damage/restoration /prevention actions																				
M06 - Farm & business development					90%										10%				100%	76.6
M07 - Basic services & village renewal								35%								65%			100%	85.2
M08 - Investments in forest areas				2%										98%					100%	159.0
M09 - Producers groups & organisations																				
M10 - Agri-environment-climate								100%											100%	64.0
M11 - Organic farming								100%											100%	48.0
M12 - Natura 2000 & WFD								100%											100%	0.1
M13 - Areas with constraints								100%											100%	325.5
M14 - Animal welfare																				
M15 - Forest-environmental-climate																				
M16 - Cooperation				64%		36%													100%	3.1
M17 - Risk management																				
M18 - Complementary payments to Croatia																				
M19 - LEADER/CLLD																100%			100%	64.8

## 6. Additional info

<b>Date of RDP approval</b>	07/08/2015
<b>French National Rural Network</b>	Le Réseau Rural Français <a href="http://www.reseaurural.fr/">http://www.reseaurural.fr/</a>
<b>Managing authority</b>	Région Aquitaine
<b>Paying agency</b>	Agence de Services et de Paiement
<b>Coordination body</b>	Mission de coordination des organismes payeurs (MCFA)
<b>RDP country documents</b>	<a href="http://ec.europa.eu/agriculture/rural-development-2014-2020/country-files/fr_en.htm">http://ec.europa.eu/agriculture/rural-development-2014-2020/country-files/fr_en.htm</a>
<b>National Partnership Agreement summary</b>	<a href="http://ec.europa.eu/contracts_grants/pa/partnership-agreement-france-summary_en.pdf">http://ec.europa.eu/contracts_grants/pa/partnership-agreement-france-summary_en.pdf</a>
<b>Partnership Agreement</b>	<a href="http://www.europe-en-france.gouv.fr/L-Europe-s-engage/Accord-de-partenariat">http://www.europe-en-france.gouv.fr/L-Europe-s-engage/Accord-de-partenariat</a>
<b>Rural Development Regulation 2014-2020</b>	Regulation (EU) N° 1305/2013 of the European Parliament and of the Council on support for rural development by the European Agricultural Fund for Rural Development (EAFRD) [PDF <a href="#">en</a> ]

**Source of information:** All data and the figures presented in this summary come from the European Commission approved version of the Aquitaine 2014-2020 Rural Development Programme. The examples of expected achievements and key challenges on page 1 were retrieved from: DG AGRI, Factsheet on 2014-2020 Rural Development Programme for Aquitaine, August 2015.

**Disclaimer:** This document aims to provide an accessible summary of selected RDP content. The information provided should not be considered a comprehensive account of the original RDP content.

**Summary version:** Version 1

**Last updated:** October 2015

**Corresponding RDP:** ES - Aquitaine 2014-2020 RDP, code 2014FR06RDRP072, version 1.3, approved 07/08/2015.



The European Network for  
Rural Development

ENRD Contact Point  
Rue de la Loi, 38 Boîte n.4 - 1040  
Brussels, Belgium  
Tel. +32 2 801 38 00  
email: [info@enrd.eu](mailto:info@enrd.eu)  
website: <http://enrd.ec.europa.eu/>