

### 1. Introduction

**Focus Area (FA) 5C** covers a wide range of objectives which include facilitating the supply and use of:

- renewable sources of energy,
- by-products, wastes and residues
- other nonfood raw materials for the purpose of the bio-economy

Many of the projects supported under this focus area also have secondary effects in reducing the GHG emissions.

RDP support can take the form of a wide range of measures including investments in physical assets, in basic services and village renewal, in business development and in forests. These investments can be complemented by measures for cooperation, knowledge transfer and advisory services.

The target is to mobilise nearly 1 billion EUR of public and private investments to contribute to the production of renewable energy.

|  |                                 |
|--|---------------------------------|
| <b>Rural Development Programmes addressing Focus Area 5C</b> | 76 out of 112 RDPs <sup>1</sup> |
|--|---------------------------------|

#### Examples of expected achievement (EU-28)



**2.7 billion EUR** of Total investment (public and private) in renewable energy production



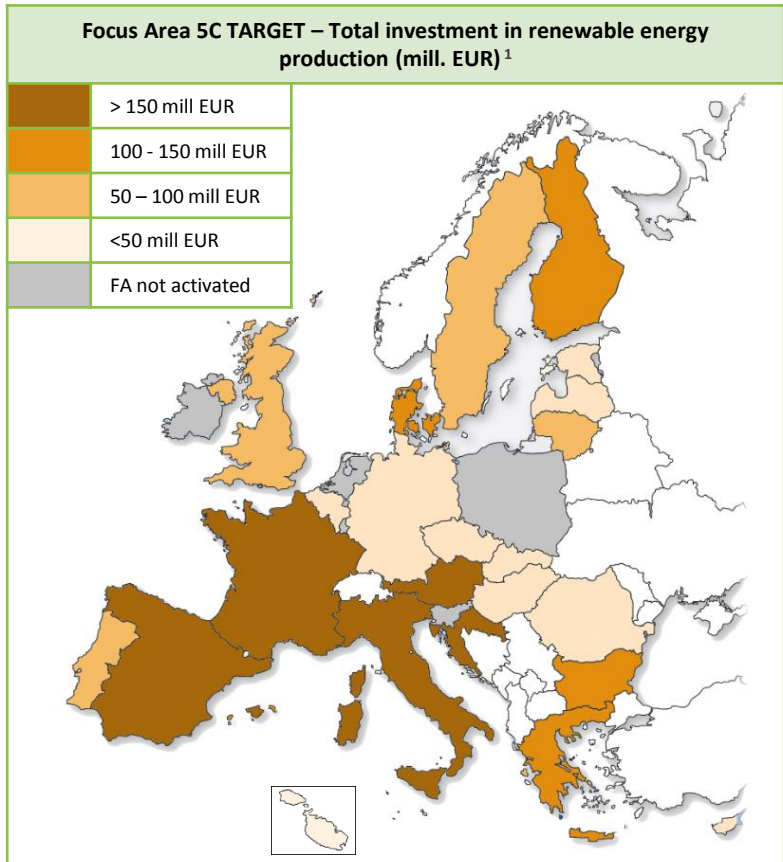
**1 % of the planned total public expenditure** is allocated to Focus Area 5C



**27 000 No of beneficiaries trained** in issues related to the Focus Area 5B



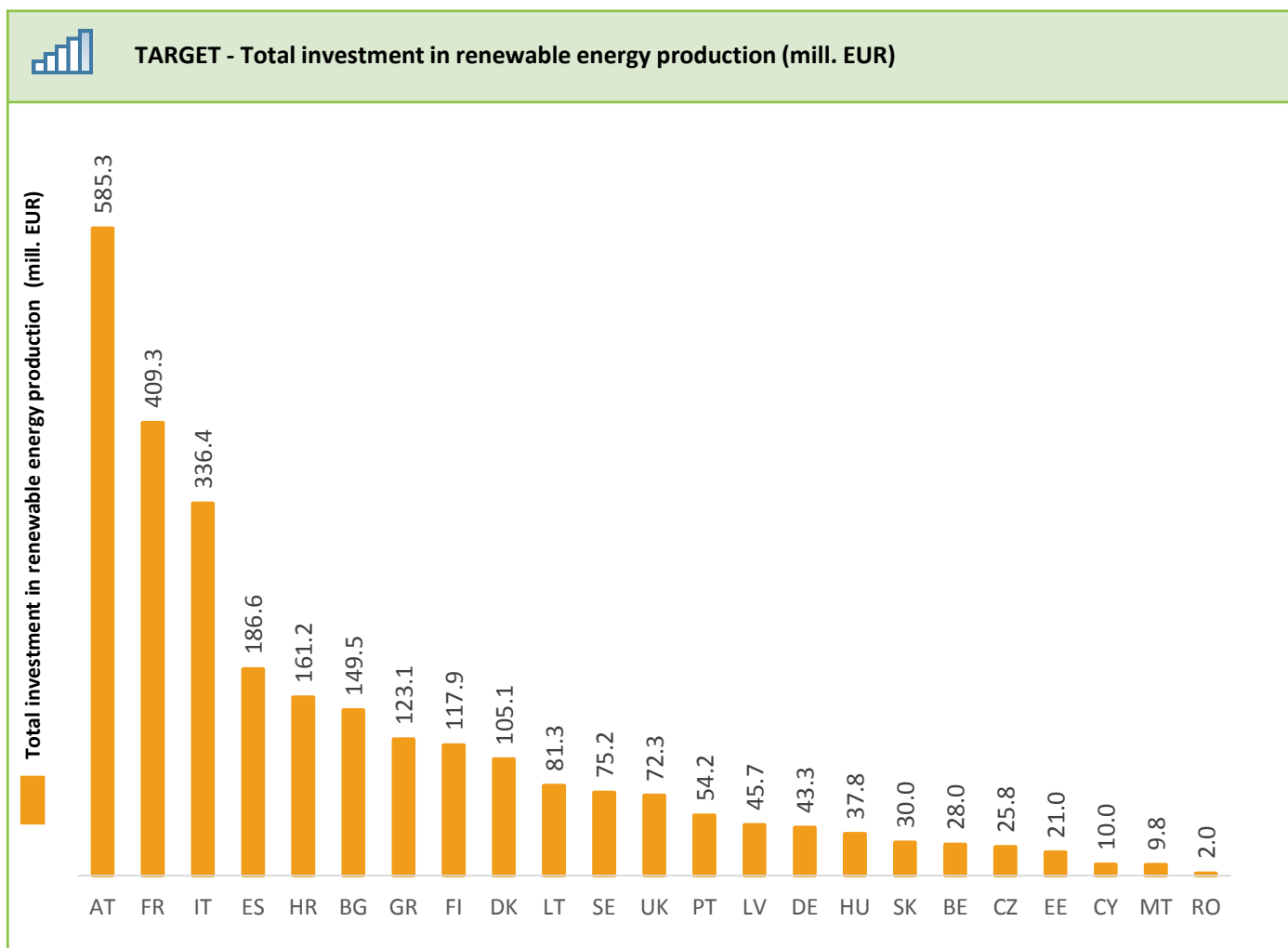
**12 000 No of operations** for investments in forestry technology & primary processing/marketing



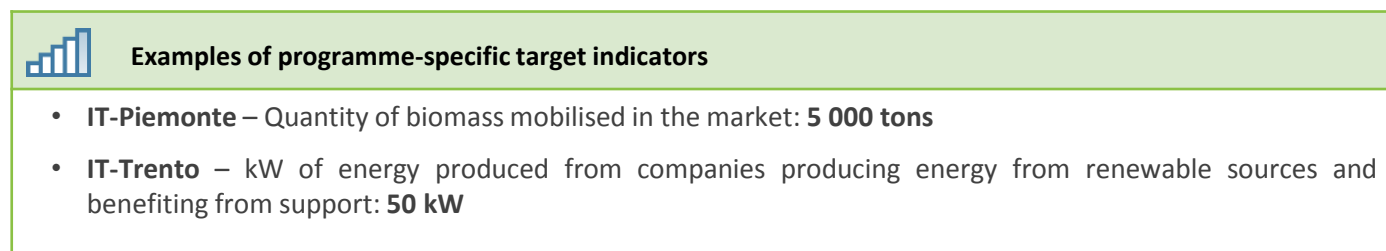
<sup>1</sup> RDPs that do not address FA 5C: BE (1 out of 2), DE (9 out of 13), ES (5 out of 18), FI (1 out of 2), FR (11 out of 28), IE, IT (3 out of 22), LU, NL, PL, SI, UK (1 out of 4).

## 2. Expected achievements

This section provides information on the common target indicator defined for the Focus Area and examples of programme-specific target indicators defined by some RDPs to complement the common targets indicators.




In addition to the common targets set at EU level, Member States may set programme specific targets which reflect their particular circumstances. Some examples of these indicators are provided below.

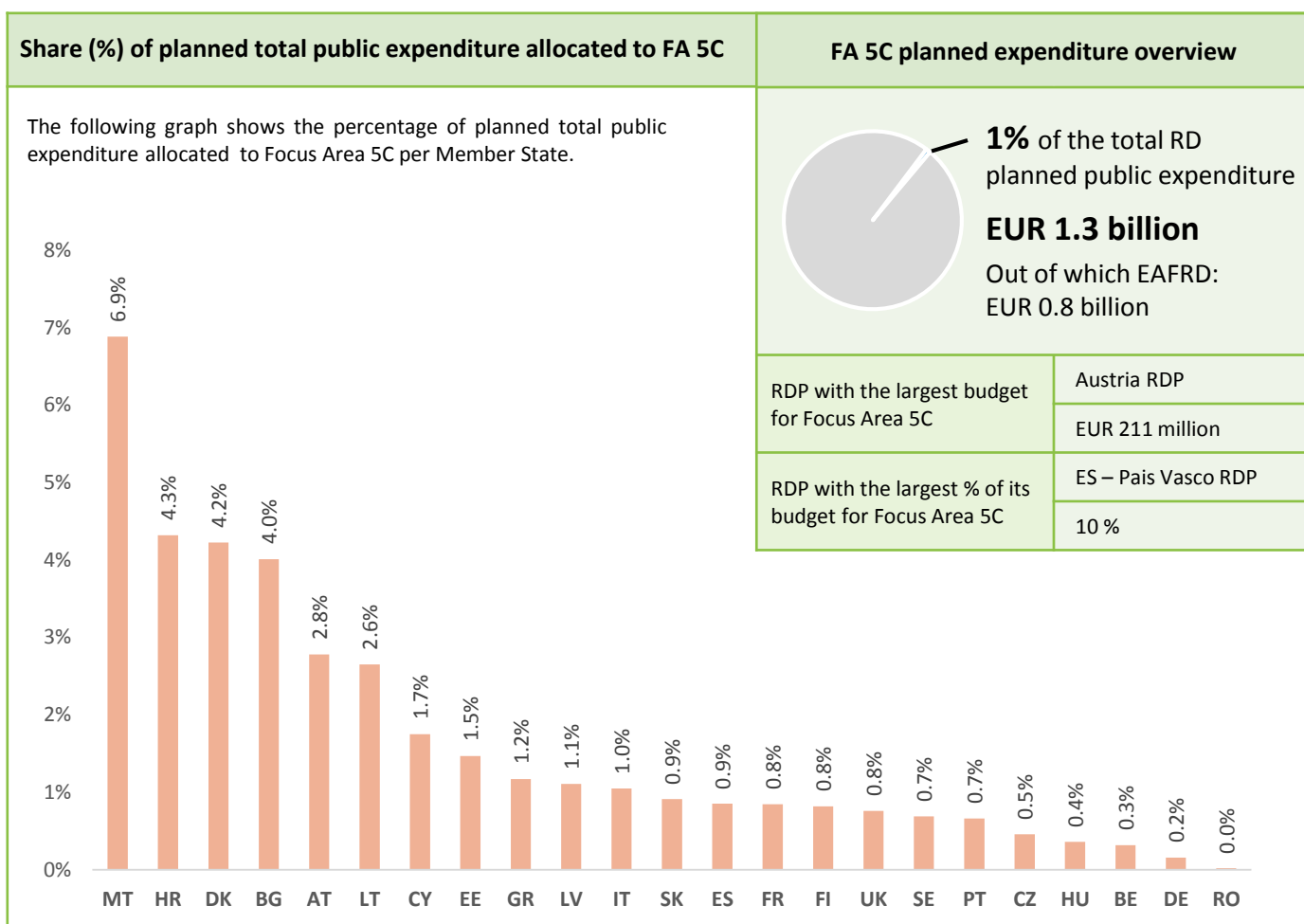


## 2. Expected achievements

This section provides information on the output indicator. Data provided is aggregated at EU level for those RDPs setting the indicator.

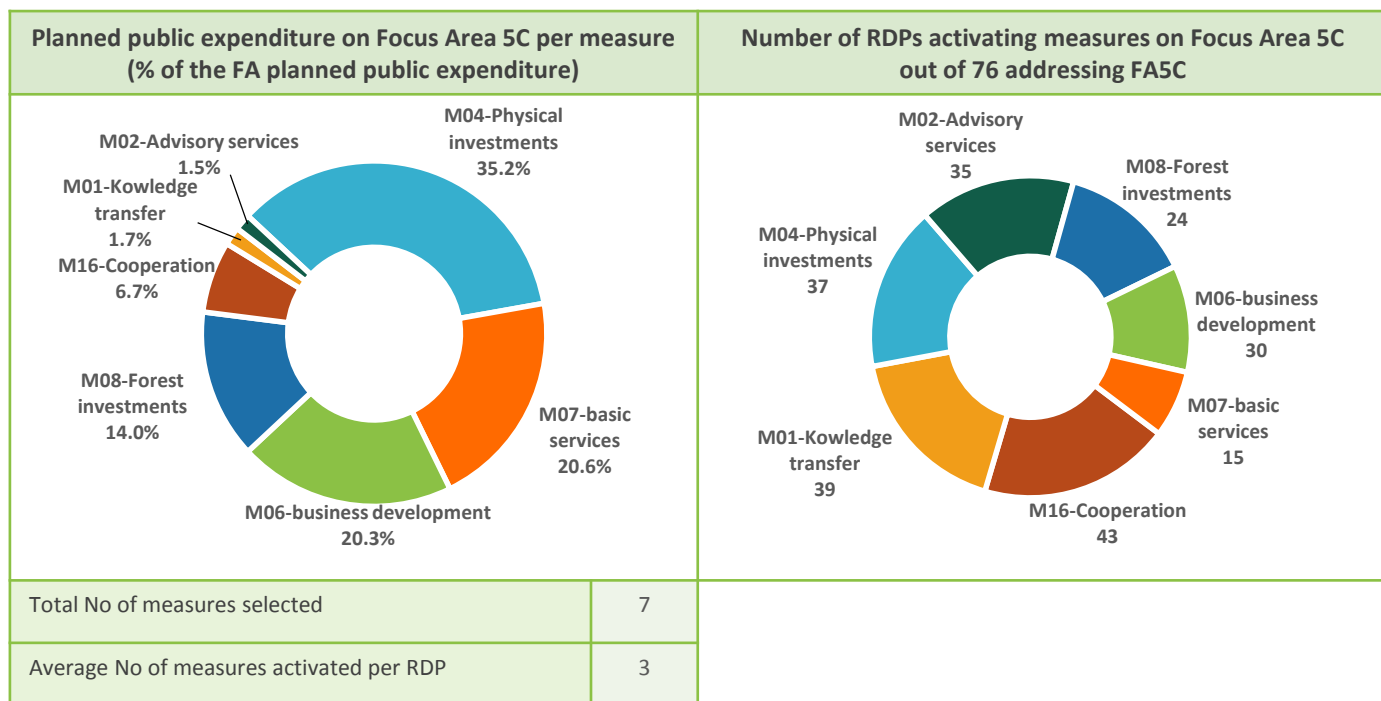
|  Main output indicators                               | EU Total |
|---|----------|
| No of beneficiaries trained in issues related to the Focus Area   | 26 604   |
| No of beneficiaries advised in issues related to the Focus Area   | 22 514   |
| No of operations for investments in forestry technology and primary processing/marketing  | 12 064   |
| No of operations supported for investment (in agricultural holdings, in processing and marketing of ag. products)                     | 18 173   |
| No of operations supported for investments of small scale infrastructure, including investments in renewable energy and energy saving | 3 424    |

## 3. Planned total public expenditure on Focus Area 5C



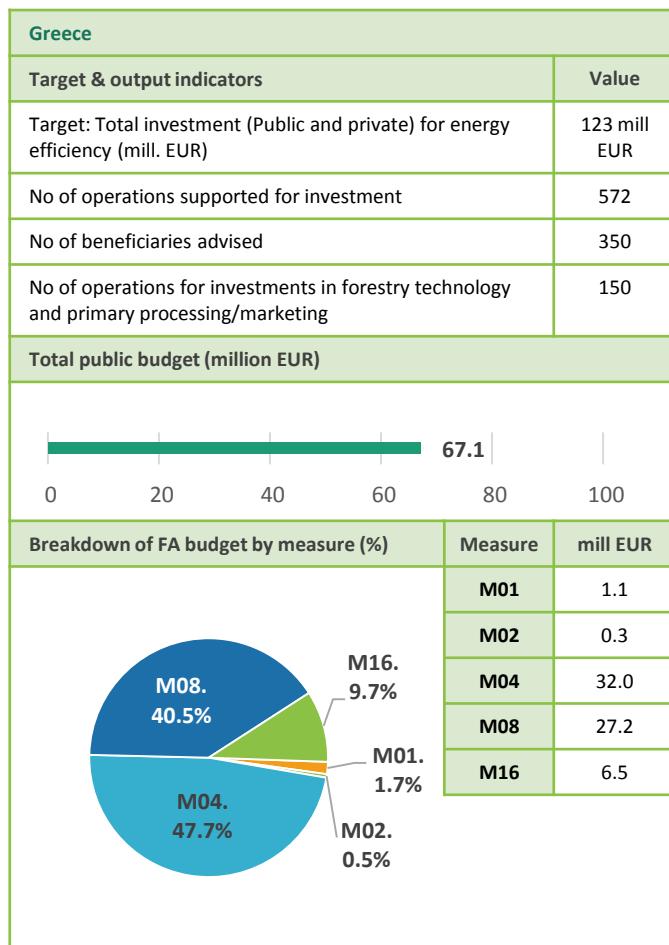
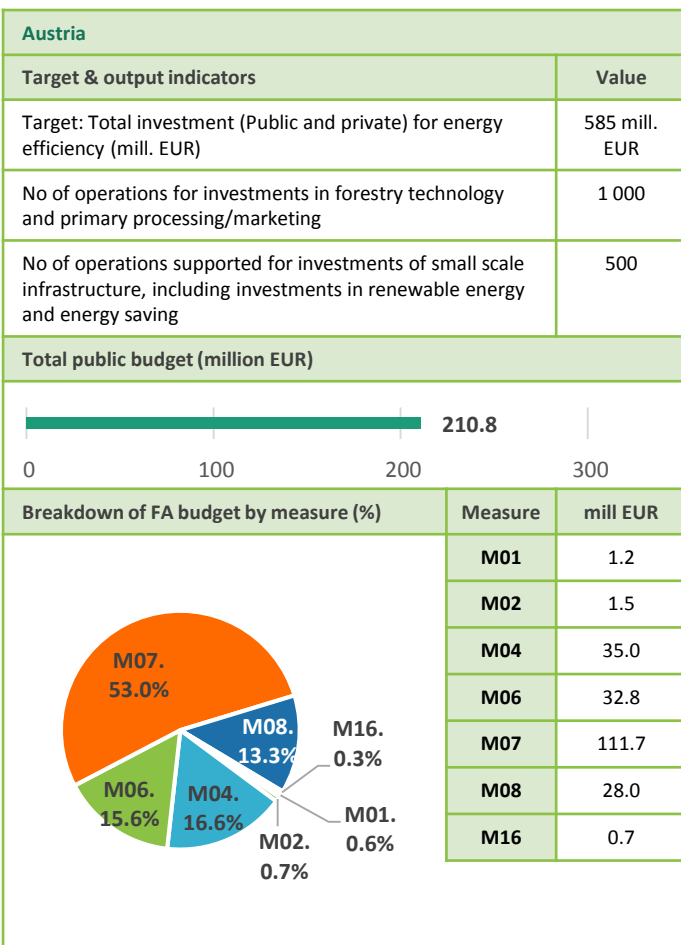
## 4. Intervention logic at EU level

In 2014-2020, measures within Rural Development Programmes can contribute to several Priorities and Focus Areas in a flexible manner. The following charts provide an indication of the most commonly used measures to address Focus Area 5C, as well as an indication of the number of RDPs in which these measures are selected.



## 5. Example of RDPs' intervention logic

This section provides two examples of the intervention logic followed by RDPs which illustrate alternative approaches to addressing the objectives related to renewable energy.



## 6. Measure mix per Member State


The following table shows the weight that each Member State has given to the various measures available in order to achieve the targets set for this Focus Area. Highlighted cells indicate the highest budget share allocation per MS. The last row presents the EU-28 planned total public expenditure for each measure (million EUR).

 = Highest budget share allocation per MS

|                  | M01 - Knowledge transfer & information actions | M02 - Advisory services | M04 - Investments in physical assets | M06 – Farm & business development | M07 – Basic services & village renewal | M08 - Investments in forest areas | M16 - Cooperation | Total | Planned expenditure (million EUR) |
|------------------|--|-------------------------|--------------------------------------|-----------------------------------|--|-----------------------------------|-------------------|-------|-----------------------------------|
| AT               | 1%   | 1%                      | 17%                                  | 16%                               | 53%                                    | 13%                               | 0.3%              | 100 % | 211                               |
| BE               | 6%   |                         |                                      | 94%                               |  |                                   |                   | 100 % | 5                                 |
| BG               | 0.5%   | 0.2%                    | 38%                                  |                                   | 61%                                    |                                   | 1%                | 100 % | 115                               |
| CY               |  |                         | 100%                                 |                                   |  |                                   |                   | 100%  | 4                                 |
| CZ               |  |                         |                                      | 89%                               |  |                                   | 11%               | 100%  | 14                                |
| DE               |  | 2%                      | 25%                                  |                                   | 10%                                    | 60%                               | 3%                | 100 % | 26                                |
| DK               |  |                         | 53%                                  |                                   | 48%                                    |                                   | 0.01%             | 100 % | 36                                |
| EE               | 4%   | 0.1%                    |                                      | 21%                               |  | 64%                               | 11%               | 100 % | 14                                |
| ES               | 4%   | 3%                      | 24%                                  | 13%                               | 12%                                    | 37%                               | 7%                | 100 % | 110                               |
| FI               | 2%   | 3%                      | 84%                                  |                                   |  |                                   | 10%               | 100 % | 67                                |
| FR               | 1%   | 0.3%                    | 36%                                  | 40%                               | 2%                                     | 12%                               | 8%                | 100 % | 141                               |
| GR               | 2%   | 0.5%                    | 48%                                  |                                   |  | 41%                               | 10%               | 100 % | 67                                |
| HR               |  |                         | 100%                                 |                                   |  |                                   |                   | 100%  | 94                                |
| HU               |  |                         |                                      |                                   |  | 100%                              |                   | 100 % | 15                                |
| IE               |  |                         |                                      |                                   |  |                                   |                   |       |                                   |
| IT               | 5%   | 5%                      | 20%                                  | 30%                               | 18%                                    | 9%                                | 13%               | 100 % | 213                               |
| LT               |  | 0.1%                    | 6%                                   | 94%                               |  |                                   |                   | 100%  | 48                                |
| LU               |  |                         |                                      |                                   |  |                                   |                   |       |                                   |
| LV               |  |                         |                                      | 100%                              |  |                                   |                   | 100 % | 16                                |
| MT               |  |                         | 88%                                  |                                   |  |                                   | 12%               | 100 % | 9                                 |
| NL               |  |                         |                                      |                                   |  |                                   |                   |       |                                   |
| PL               |  |                         |                                      |                                   |  |                                   |                   |       |                                   |
| PT               |  |                         | 88%                                  |                                   |  | 3%                                | 9%                | 100 % | 30                                |
| RO               |  |                         |                                      | 100%                              |  |                                   |                   | 100%  | 2                                 |
| SE               |  |                         | 29%                                  | 58%                               |  |                                   | 13%               | 100%  | 29                                |
| SI               |  |                         |                                      |                                   |  |                                   |                   |       |                                   |
| SK               | 2%   |                         | 54%                                  | 27%                               |  |                                   | 16%               | 100%  | 18                                |
| UK               | 2%   | 3%                      | 10%                                  |                                   | 34%                                    | 26%                               | 26%               | 100 % | 57                                |
| EU-28 (%)        | 2%   | 2%                      | 35%                                  | 20%                               | 21%                                    | 14%                               | 7%                | 100 % | 1 341                             |
| EU-28 (mil. EUR) | 23   | 20                      | 473                                  | 272                               | 276                                    | 187                               | 90                | -     |                                   |

## 7. Additional information

### Rural Development Regulation 2014-2020

Regulation (EU) N° 1305/2013 of the European Parliament and of the Council on support for rural development by the European Agricultural Fund for Rural Development (EAFRD) [PDF  ]

### RDP Summaries

Developed by the ENRD, these summarise the relevant information of all the RDPs approved [\[here\]](#)

### Priority Summary

Developed by the ENRD, these summarise the relevant information of all Priorities [\[here\]](#)

**Source of information:** All data presented in this summary comes from the European Commission-approved 2014-2020 Rural Development Programmes (118 RDPs in total). In this fiche, public expenditure means total public expenditure (= EAFRD + Member States matching funds + any national top-ups). Due to rounding, there may be small discrepancies between some figures presented. Data includes programme modifications until March 2016. Out of the 118 Rural Development Programmes only the 112 national and regional Programmes have been considered because National Frameworks and National Rural Network Programmes do not allocate budget on Measures. Please note that data and calculations provided do not include M20 (Technical Assistance), or M18 (Complementary payments to Croatia). Icons source: [www.flaticon.com](http://www.flaticon.com)

**Disclaimer:** This document aims to provide an accessible summary of the Rural Development Priority information covering all EU-28 RDPs. The information provided should not be considered a comprehensive account of the original RDP content.

**Summary version:** Version 1 (Based on SFC data March 2016)

**Last updated:** March 2016



The European Network for  
Rural Development

ENRD Contact Point

Rue de la Loi, 38 Boîte n.4 - 1040

Brussels, Belgium

Tel. +32 2 801 38 00

email: [info@enrd.eu](mailto:info@enrd.eu)

website: <http://enrd.ec.europa.eu/>

