

### 1. Introduction

Focus Area (FA) 5A is designed to increase the efficiency of water use by agriculture.

Most of the support provided is devoted to physical investments in more efficient irrigation systems. These investments are complemented by support for knowledge transfer, training, advice and cooperation.

The target is to mobilise 4 billion EUR of public and private investments to improve irrigation systems in 15% of the EU irrigated land.

Rural Development  
Programmes addressing  
Focus Area 5A

54 out of 112 RDPs<sup>1</sup>

Examples of expected achievement (EU-28)<sup>2</sup>



**1.3 million hectares of irrigated land** switching to more efficient irrigation system



**15.3 % of EU irrigated land** switching to more efficient irrigation system








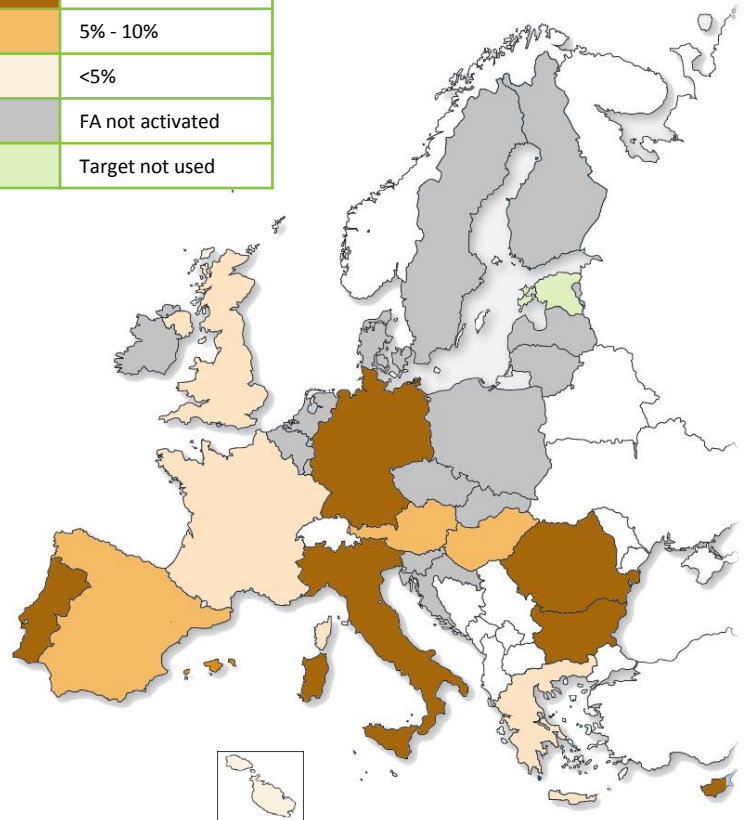
**4 billion EUR (public and private) of investment** in more efficient irrigation systems



**2.1 % of the planned total public expenditure** is allocated to Focus Area 5A

Focus Area 5A TARGET – Percentage (%) of irrigated land switching to more efficient irrigation system<sup>1, 2</sup>

	> 10%
	5% - 10%
	<5%
	FA not activated
	Target not used

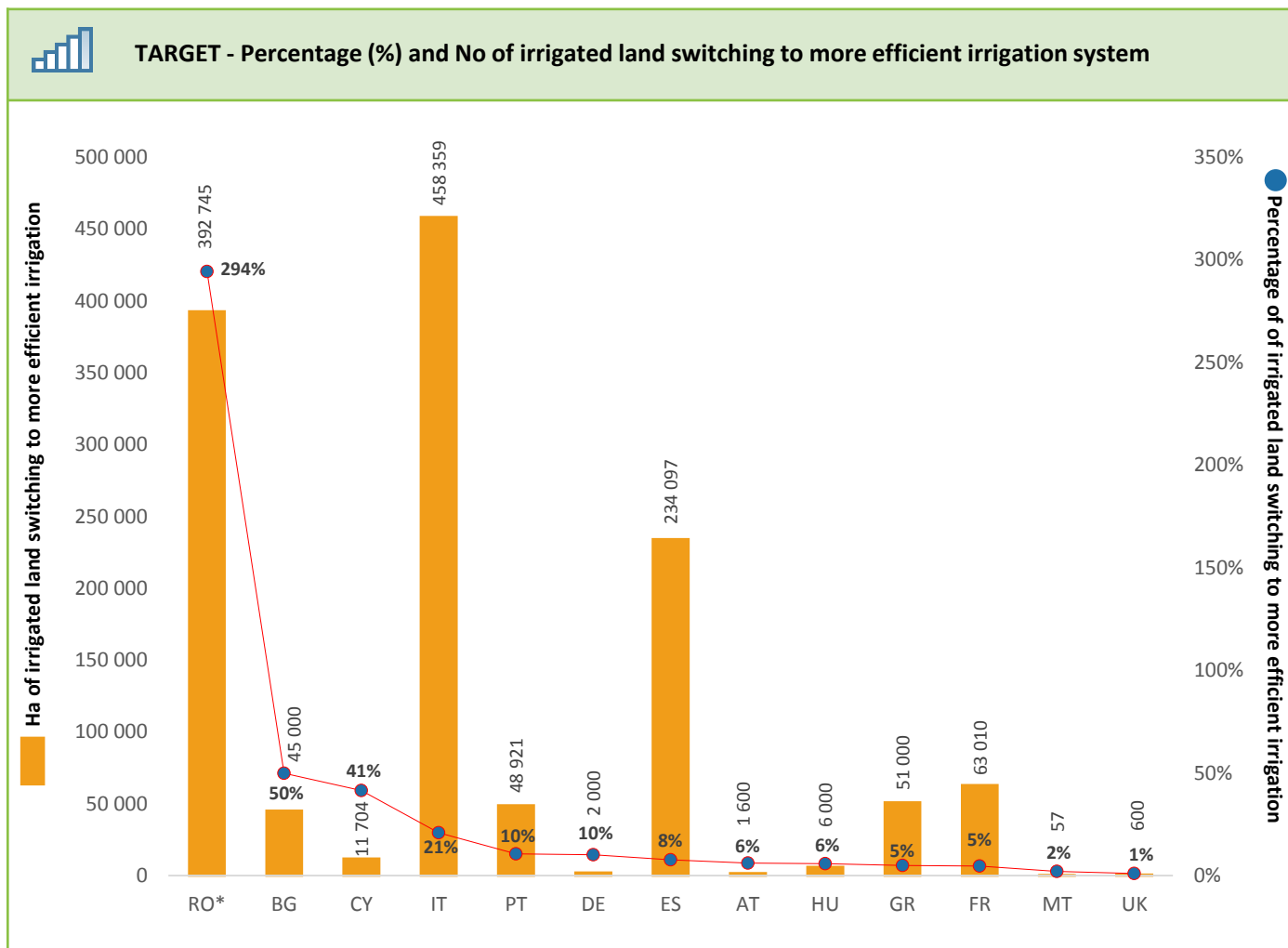


<sup>1</sup> RDPs that do not address FA 5A: BE (2 out of 2), CZ, DE (12 out of 13), DK, ES (3 out of 18), FI (2 out of 2), FR (15 out of 28), HR, IE, IT (8 out of 22), LT, LU, LV, NL, PL, PT (1 out of 3), SE, SI, SK, UK (3 out of 4).

<sup>2</sup> Target values in percentage are calculated on the basis of the total irrigated area covered by the RDPs that activated Focus Area 5A.

## 2. Expected achievements

This section provides information on the common target indicator defined for the Focus Area and examples of programme-specific target indicators defined by some RDPs to complement the common targets indicators. Target values in percentage are calculated on the basis of the total irrigated area covered by the RDPs that activated Focus Area 5A.



\* Romania has large-scale irrigation infrastructure, but significant part is degraded/poorly functional and not actually used (irrigated) in recent years, hence this statistical anomaly.


In addition to the common targets set at EU level, Member States may set programme specific targets which reflect their particular circumstances. Some examples of these indicators are provided below.

### Examples of programme-specific target indicators

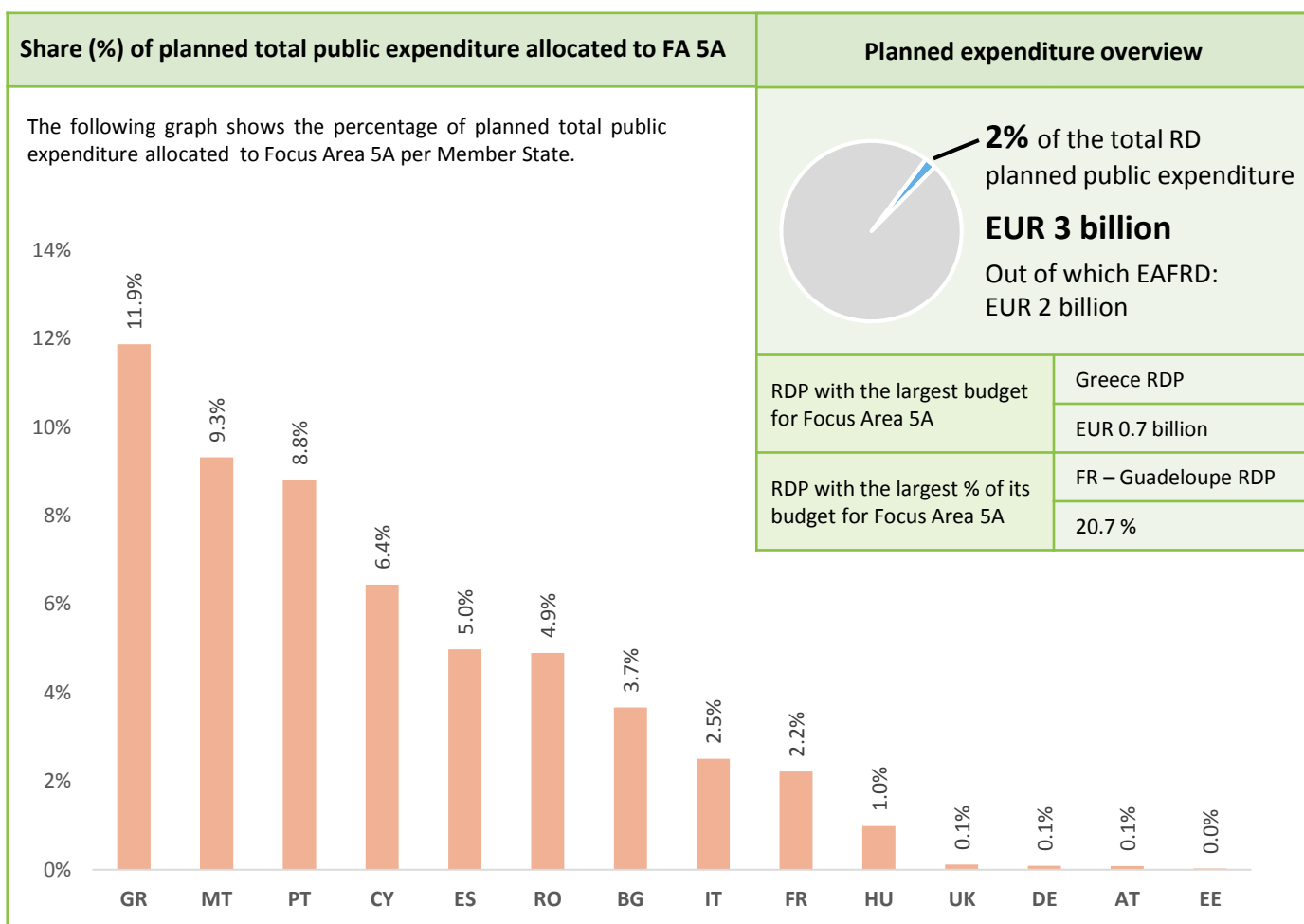
- **ES-Murcia** – Quantity of water saved thanks to infrastructure investments: **120 000 m<sup>3</sup> per year**
- **RO** – Percentage of land viable for irrigation switching to more efficient irrigation system: **63.4%**

## 2. Expected achievements

This section provides information on the output indicator. Data provided is aggregated at EU level for those RDPs setting the indicator.

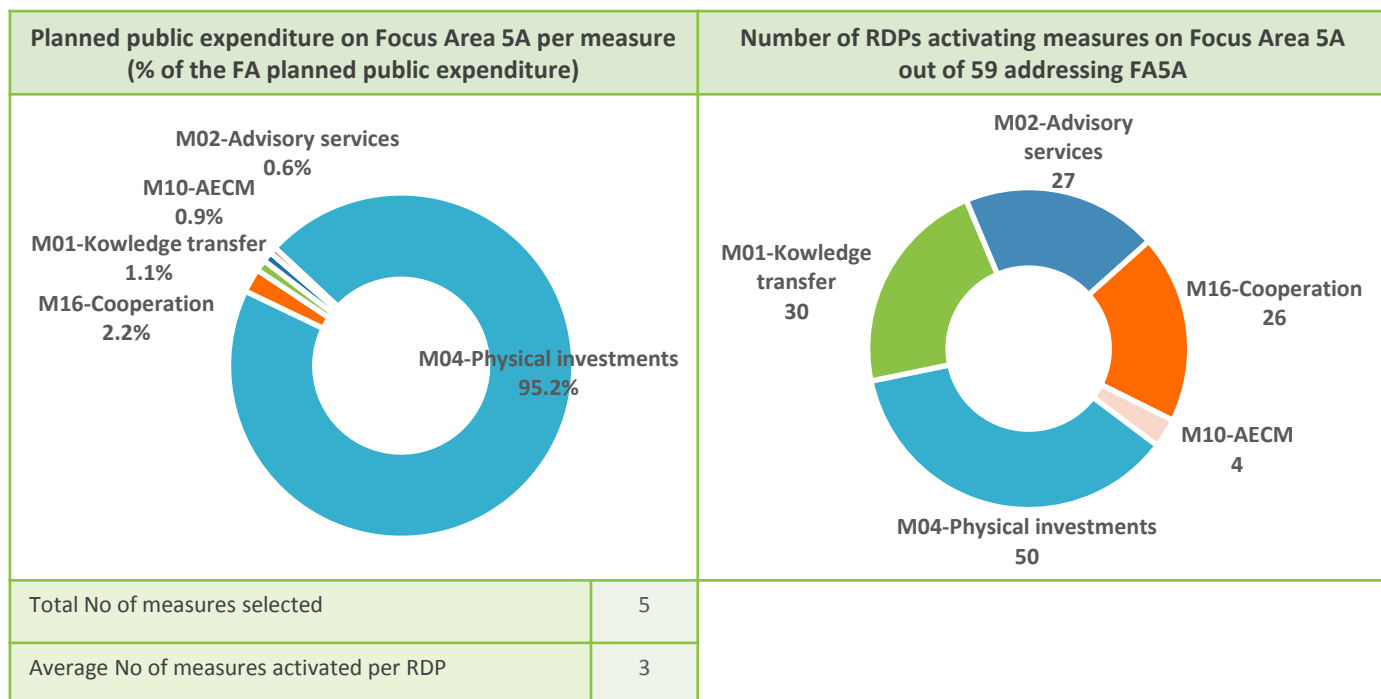
 Main output indicators	EU Total
Area (ha) concerned by investments for saving water (e.g. more efficient irrigation systems...)	1 278 254
No of beneficiaries trained in issues related to the Focus Area	40 594
No of beneficiaries advised in issues related to the Focus Area	14 416
No of investments operations supported	13 925

## 3. Planned total public expenditure on Focus Area 5A



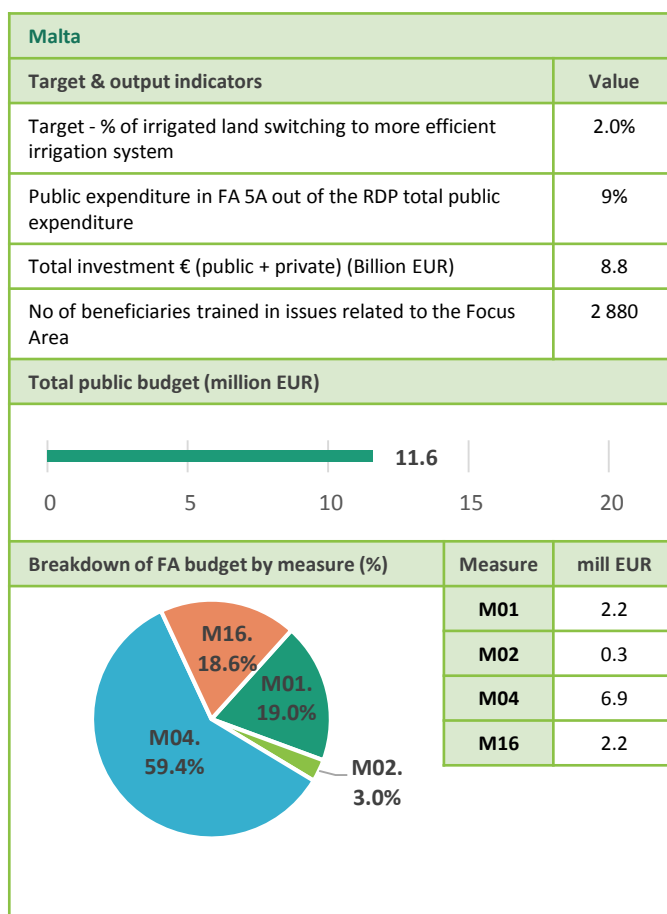
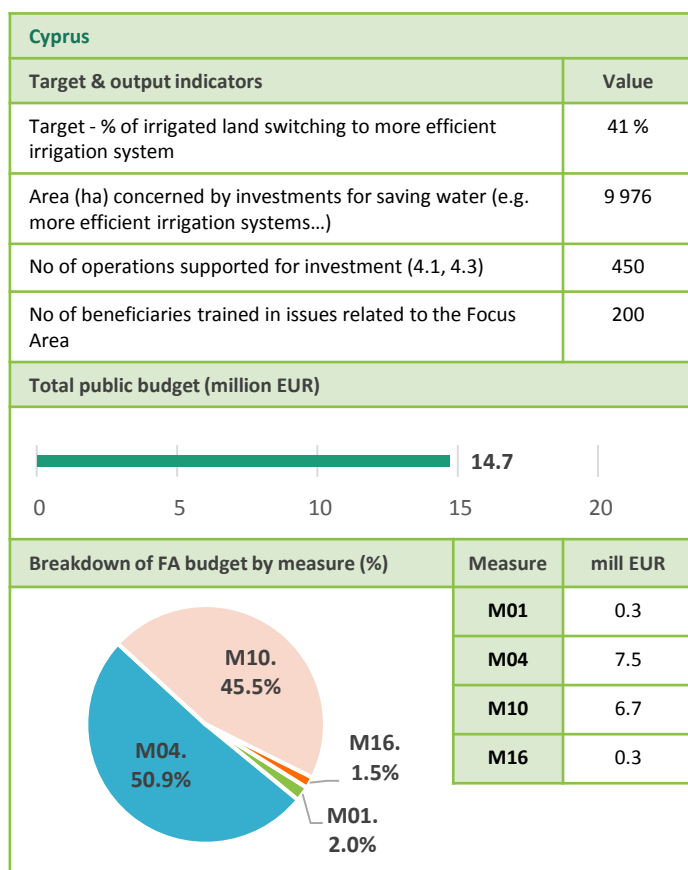
## 4. Intervention logic at EU level

In 2014-2020, measures within Rural Development Programmes can contribute to several Priorities and Focus Areas in a flexible manner. The following charts provide an indication of the most commonly used measures to address Focus Area 5A, as well as an indication of the number of RDPs in which these measures are selected.



## 5. Example of RDPs' intervention logic

This section provides two examples of the intervention logic followed by RDPs which illustrate alternative approaches to addressing the objective of improving water efficiency.



## 6. Measure mix per Member State


The following table shows the weight that each Member State has given to the various measures available in order to achieve the targets set for this Focus Area. Highlighted cells indicate the highest budget share allocation per MS. The last row presents the EU-28 planned total public expenditure for each measure (million EUR).

 = Highest budget share allocation per MS

	M01 - Knowledge transfer & information actions	M02 - Advisory services	M04 - Investments in physical assets	M10-AECM	M16 - Cooperation	Total	Planned expenditure (million EUR)
AT	9%	3%	77%		11%	100 %	6
BE							
BG	4%	0.2%	95%		1%	100 %	105
CY	2%		51%	46%	2%	100%	15
CZ							
DE		3%	94%		3%	100 %	15
DK							
EE		100%				100 %	0.3
ES	1%	0.5%	96%	0.04%	3%	100 %	641
FI							
FR	0.5%	0.4%	98%		1%	100 %	371
GR	2%	0.3%	95%		3%	100 %	680
HR							
HU			100%			100 %	40
IE							
IT	1%	2%	93%		4%	100 %	510
LT							
LU							
LV							
MT	19%	3%	59%		19%	100 %	12
NL							
PL							
PT	1%	0.3%	96%	1%	1%	100 %	406
RO	0.03%	0.02%	96%	4%		100 %	454
SE							
SI							
SK							
UK	7%	4%	89%			100 %	8
EU-28 (%)	1%	1%	95%	1%	2%	100 %	3 263
EU-28 (mil. EUR)	35	19	3 105	31	73	-	

## 7. Additional information

### Rural Development Regulation 2014-2020

Regulation (EU) N° 1305/2013 of the European Parliament and of the Council on support for rural development by the European Agricultural Fund for Rural Development (EAFRD) [PDF  ]

### RDP Summaries

Developed by the ENRD, these summarise the relevant information of all the RDPs approved [\[here\]](#)

### Priority Summary

Developed by the ENRD, these summarise the relevant information of all Priorities [\[here\]](#)

**Source of information:** All data presented in this summary comes from the European Commission-approved 2014-2020 Rural Development Programmes (118 RDPs in total). In this fiche, public expenditure means total public expenditure (= EAFRD + Member States matching funds + any national top-ups). Due to rounding, there may be small discrepancies between some figures presented. Data includes programme modifications until March 2016. Out of the 118 Rural Development Programmes only the 112 national and regional Programmes have been considered because National Frameworks and National Rural Network Programmes do not allocate budget on Measures. Please note that data and calculations provided do not include M20 (Technical Assistance), or M18 (Complementary payments to Croatia). Icons source: [www.flaticon.com](http://www.flaticon.com)

**Disclaimer:** This document aims to provide an accessible summary of the Rural Development Priority information covering all EU-28 RDPs. The information provided should not be considered a comprehensive account of the original RDP content.

**Summary version:** Version 1 (Based on SFC data March 2016)

**Last updated:** March 2016



The European Network for  
Rural Development

ENRD Contact Point

Rue de la Loi, 38 Boîte n.4 - 1040

Brussels, Belgium

Tel. +32 2 801 38 00

email: [info@enrd.eu](mailto:info@enrd.eu)

website: <http://enrd.ec.europa.eu/>

