

1. General information

Geographical Area	Country	Finland
	Region	Åland
Rural population (1)	Inhabitants (4)	28 354
	% of total population (4)	100 %
	Density - Inhab/km2 (4)	271.6
Rural area (1)	Km2 (4)	1 580
	% of total area (4)	100 %
Agricultural area <i>Total Utilised Agricultural Area (UAA)</i>	Ha (2)	19 620
	% of total territory (2)	12.4 %
Forest and other wooded land	Ha (3)	67 000
	% of total area (3)	43.0 %
Total employment	People (2)	17 600
Rural employment	% of total workforce (2)	100 %

Data source: Finland - Åland 2014-2020 Rural Development Programme (RDP).
Note: (1) OECD definition applies, including intermediate and predominantly rural regions; (2) 2010 data; (3) 2011 data; (4) 2012 data.

EAFRD* support:
EUR 20 709 000
*0.02 % of Total EAFRD
support for EU-28*



**National
contribution:**
EUR 38 510 202

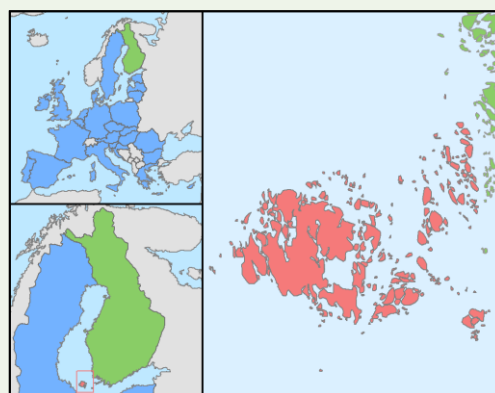


**Planned total public
expenditure:**
EUR 59 219 202

* European Agricultural Fund for Rural Development (EAFRD)

Primary sector contribution to Gross Value Added (GVA)	% of total (2)	2.4 %
No of agricultural holdings	No (2)	580
Average farm size	ha UAA/holding (2)	33.8
High Nature Value farming	% of total UAA (4)	42.4 %
Farmland Birds Index (FBI)	Index 2000 = 100	107.6
	<i>From 2000 to 2008 the FBI measuring the relative abundance of farmland bird species increased by 7.6 %.</i>	

Political map: Finland - Åland



Examples of expected achievements

- Improving competitiveness and structure of the agricultural sector while taking into account environmental concerns: supporting investments on almost 14 % of farms, supporting the establishment of young farmers in the 4 % of farms and training 150 people.
- Reducing the harmful environmental impacts of farming regarding surface water, soil and air, by promoting the use of environmentally/climate friendly farming practices and cultivation techniques: about 72 % of agricultural land is expected to come under agri-environment-climate measures.
- Improving service innovations: around 7 000 people, a quarter of the islands' population, will benefit from improved services.
- Promoting food chain organisation, including processing and marketing of agricultural products, animal welfare and risk management in agriculture, as well as supporting a better incorporation of farmers into the food chain.
- Foster innovation by offering advisory services and investment support and by facilitating the transfer of knowledge.

Examples of key challenges

- Åland is an archipelago of 6 700 islands of which 60 are inhabited with a population of around 29 000 people.
- The total surface area of the archipelago is 13 324 km², of which the 88 % is lakes and ponds. Of the area which is land, most is forest (43 % or 67 000 ha). As a consequence farmland is relatively unimportant, being on 9 % of the land area (14 000 ha).
- Together with the archipelagic conditions the cold climate and the thin, infertile soils contribute to the low agriculture profitability.
- The negative environmental impacts of farming include the eutrophication of ponds and lakes, the deterioration of natural habitats and the reduction of wildlife species.
- The average farm size is 25.9 ha. The share of farmers older than 50 years is around 20 %. The number of farms has been decreasing in recent years. In 2013 there were 470 farms, of which 63 % were crop farms and 37 % livestock farms. 23 % of the arable land is under organic production.

Source: DG AGRI, *Factsheet on 2014-2020 Rural Development Programme for Åland Islands, Finland*, February 2015.

http://ec.europa.eu/agriculture/rural-development-2014-2020/country-files/fi/factsheet-aland_en.pdf

2. RDP focus areas: planned expenditure, measures and 2023 targets

This section illustrates each rural development priority (P) with a focus on: the indicative budget per Focus Area (FA) and its breakdown by selected measure; and the relation between the indicative planned total public expenditure and the expected 2023 targets set by the Managing Authority for each focus area. The target indicators identified with the country code (FI_Ål) are specific to the Finland-Åland Programme.

P1 - Knowledge transfer & innovation:

Fostering knowledge transfer and innovation in agriculture, forestry, and rural areas

Priority 1 is considered a cross-cutting priority: the budget under Priorities 2 - 6 contributes to the achievement of Priority 1 targets.

Focus Area 1A. Innovation & cooperation

Target indicator	Value
T1 - % of expenditure under Articles 14, 15 and 35 of Regulation (EU) No 1305/2013 in relation to the total expenditure for the RDP	0.8 %

Focus Area 1C. Lifelong learning & vocational training


Target indicator	Value
T3 - Total number of participants trained under Article 14 of Regulation (EU) No 1305/2013	150

P3 - Food chain & risk management:

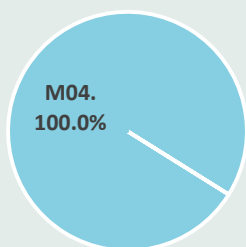
Promoting food chain organisation, including processing and marketing of agricultural products, animal welfare and risk management in agriculture

Focus Area 3A. Agri-food chain integration & quality

Total public budget (million EUR)



Breakdown of FA budget by measure (%)	Measure	m EUR
	M04	3.0



Target indicator	Value
FI_Ål01 - Total investment	11.5 m

P2 - Competitiveness:

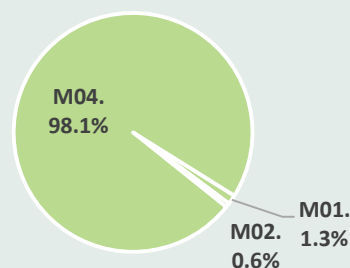
Enhancing farm viability and competitiveness of all types of agriculture in all regions and promoting innovative farm technologies and sustainable management of forest

Focus Area 2A. Farm's performance, restructuring & modernization

Total public budget (million EUR)



Breakdown of FA budget by measure (%)	Measure	m EUR
	M01	0.1
	M02	0.05
	M04	8.4



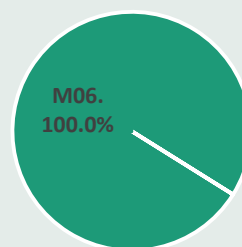
Target indicator	Value
T4 - % of agricultural holdings with RDP support for investments in restructuring or modernisation	13.8 %

Focus Area 2B. Entry of skilled/younger farmers

Total public budget (million EUR)

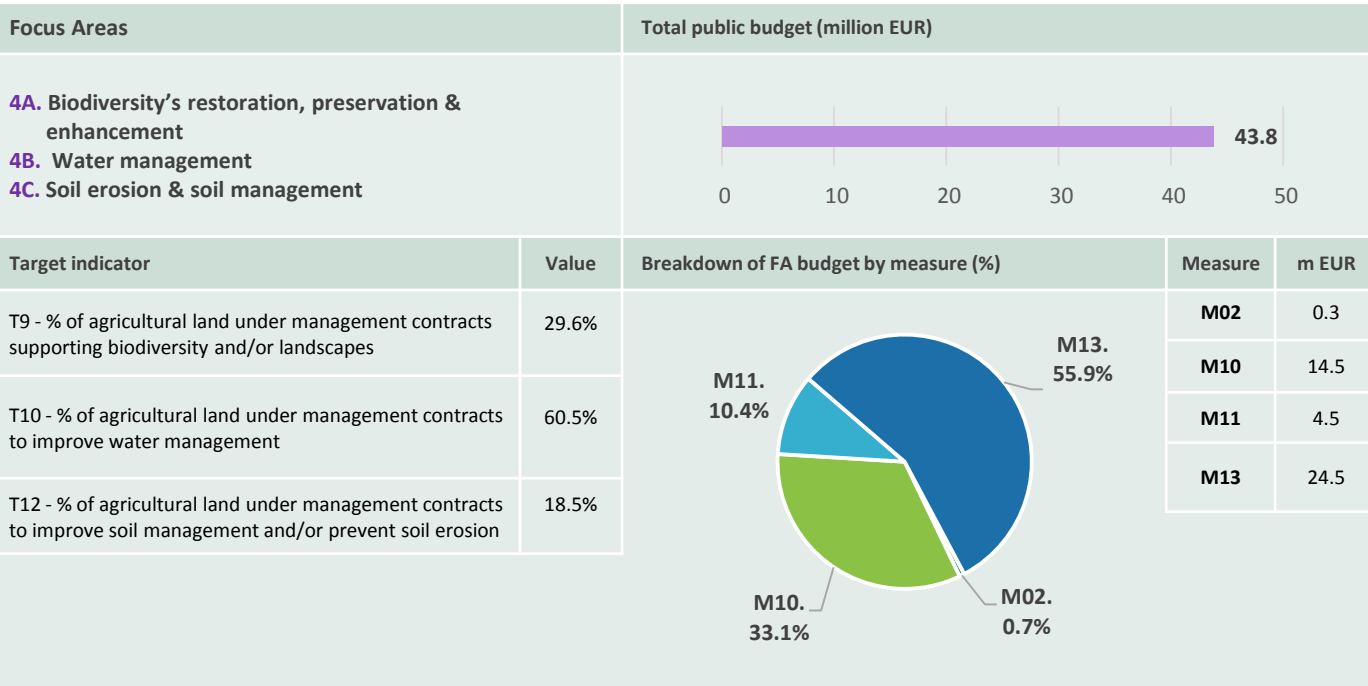


Breakdown of FA budget by measure (%)	Measure	m EUR
	M06	0.9

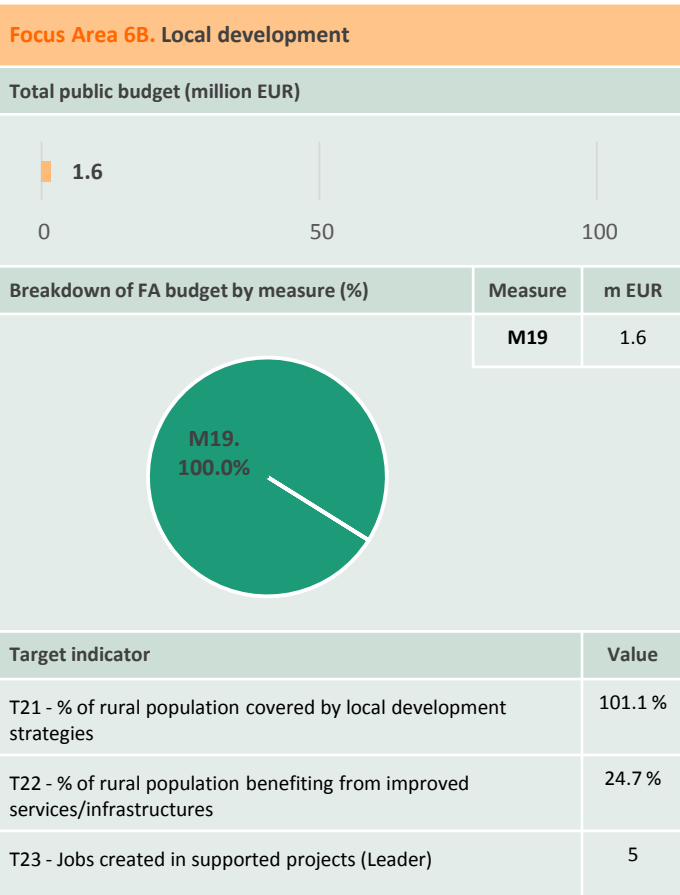


Target indicator	Value
T5 - % of agricultural holdings with RDP supported business development plan/investments for young farmers	3.8 %

P4 – Ecosystems management: Restoring, preserving and enhancing ecosystems related to agriculture and forestry



P6 – Social inclusion & local development: Promoting social inclusion poverty reduction and economic development in rural areas



3. Planned expenditure per priority

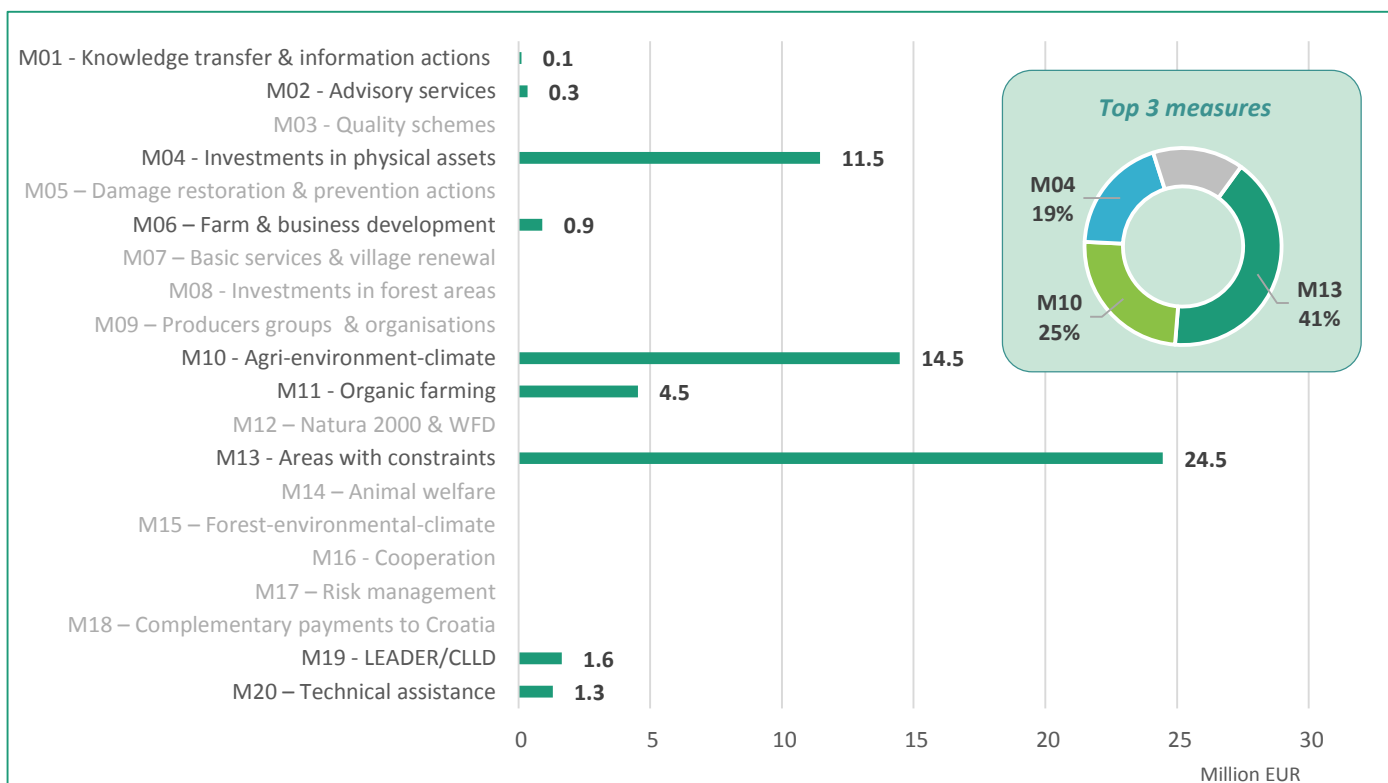
The following table shows how the planned total public expenditure (comprising the EAFRD support and the national contribution) is allocated between rural development priorities. Priority 1 is considered to be cross-cutting and no separate financial allocation is shown as the expenditure is distributed across other focus areas.

Priority	Total public expenditure per priority (million EUR)	% of total public expenditure*	
P1 - Knowledge transfer & innovation	P2 - Competitiveness	9.5	16.1 %
	P3 - Food chain & risk management	3.0	5.1 %
	P4 - Ecosystems management	43.8	73.9 %
	P5 - Resource efficiency & climate	-	-
	P6 - Social inclusion & local development	1.6	2.8 %

* Figures do not add up to 100 % because the budget for technical assistance is not included. The budget for technical assistance is available in Section 4.

4. Planned expenditure per measure (million EUR)

The following chart shows the indicative planned total public expenditure per measure (comprising the EAFRD support and the national contribution). The measures illustrated in the chart are the complete list of measures selected within the RDP. Measures in color light gray were not selected by the region.



5. Choice of measures by priority and focus areas

The following chart shows which priorities and focus areas are selected in the RDP and the combination of measures used to address them. For each measure the budget breakdown per focus area is given. Priority 1 is considered to be cross-cutting and no separate financial allocation is shown as the expenditure is distributed across other focus areas. Expenditure under Priority 4 is programmed for the priority as a whole, not for individual focus areas.

Priority	P1 Knowledge transfer & innovation			P2 Competitiveness		P3 Food chain & risk management		P4 Ecosystems management			P5 Resource efficiency & climate					P6 Social Inclusion & local development		Total	Planned expenditure (million EUR)	
	1A - Innovation & cooperation	1B - Links with research & innovation	1C - Lifelong learning & vocational training	2A - Farm's performance, restructuring & modernisation	2B - Entry of skilled/younger farmers	3A - Agri-food chain integration & quality	3B - Risk prevention & management	4A - Biodiversity's restoration, preservation & enhancement	4B - Water management	4C - Soil erosion & soil management	5A - Water use efficiency	5B - Energy use efficiency	5C - Renewable sources & waste management	5D - Greenhouse gas & ammonia emissions	5E - Carbon conservation & sequestration	6A - Diversification & job creation	6B - Local development			6C - ICT - Information & communication technologies
M01 - Knowledge transfer & information actions				100%															100%	0.1
M02 - Advisory services				15%				85%											100%	0.3
M03 - Quality schemes																				
M04 - Investments in physical assets				74%		26%													100%	11.5
M05 - Damage/restoration /prevention actions																				
M06 - Farm & business development					100%														100%	0.9
M07 - Basic services & village renewal																				
M08 - Investments in forest areas																				
M09 - Producers groups & organisations																				
M10 - Agri-environment-climate								100%											100%	14.5
M11 - Organic farming								100%											100%	4.5
M12 - Natura 2000 & WFD																				
M13 - Areas with constraints								100%											100%	24.5
M14 - Animal welfare																				
M15 - Forest-environmental-climate																				
M16 - Cooperation																				
M17 - Risk management																				
M18 - Complementary payments to Croatia																				
M19 - LEADER/CLLD																	100%		100%	1.6

6. Additional info

Date of RDP approval	12/12/2014
Finland National Rural Network	Maaseudun oma verkko http://www.rural.fi/en/index.html
Managing authority	Ålands landskapsregering, Näringsavdelningen
Paying agency	n.a.
RDP country documents	http://ec.europa.eu/agriculture/rural-development-2014-2020/country-files/fin_en.htm
National Partnership Agreement summary (ENG)	http://ec.europa.eu/contracts_grants/pa/partnership-agreement-finland-summary_en.pdf
Partnership Agreement	http://www.rakennerahastot.fi/rakennerahastot-suomessa#.VVHZOJPF-0t
Rural Development Regulation 2014-2020	Regulation (EU) N° 1305/2013 of the European Parliament and of the Council on support for rural development by the European Agricultural Fund for Rural Development (EAFRD) [PDF en]

Source of information: All data and the figures presented in this summary come from the European Commission approved version of the Åland Rural Development Programme. The examples of expected achievements and key challenges on page 1 were retrieved from: DG AGRI, *Factsheet on 2014-2020 Rural Development Programme for Åland Islands, Finland*, February 2015.

Disclaimer: This document aims to provide an accessible summary of selected RDP content. The information provided should not be considered a comprehensive account of the original RDP content.

Summary version: Version 1

Last updated: September 2015



The European Network for
Rural Development

ENRD Contact Point
Rue de la Loi, 38 Boîte n.4 - 1040
Brussels, Belgium
Tel. +32 2 801 38 00
email: info@enrd.eu
website: <http://enrd.ec.europa.eu/>