

1. General information

Geographical Area	Country	Spain
	Region	Navarra
Rural population (1)	Inhabitants (6)	0.6 million
	% of total population (6)	100.0 %
	Density - Inhab/km2 (6)	61.5
Rural area (1)	Km2 (6)	10 390.0
	% of total area (6)	100.0 %
Agricultural area <i>Total Utilised Agricultural Area (UAA)</i>	Ha (3)	0.5 million
	% of total territory (7)	52.5 %
Forest and other wooded land	Ha (4)	0.4 million
	% of total area (4)	42.1 %
Total employment	People (5)	0.3 million
Rural employment (1)	% of total workforce (5)	100.0 %

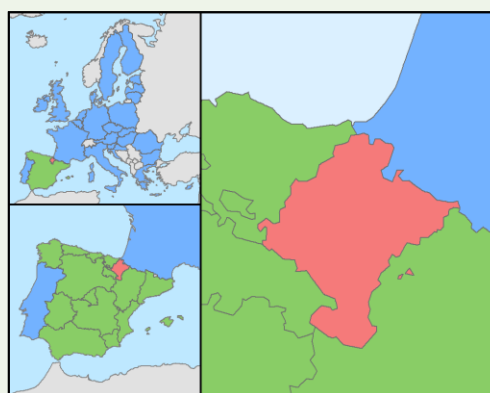
Data source: Spain – Comunidad Foral de Navarra 2014-2020 Rural Development Programme (RDP). Note: (1) OECD definition applies, including intermediate and predominantly rural regions; (2) 2008 data; (3) 2009 data; (4) 2010 data; (5) 2011 data; (6) 2013 data; (7) 2009, calculation based on 2013 total region territory data.

EAFRD* support: EUR 136 514 270 <small>0.1 % of Total EAFRD support for EU-28</small>	+	National contribution: EUR 183 531 762	=	Planned total public expenditure: EUR 320 046 032
---	---	---	---	--

* European Agricultural Fund for Rural Development (EAFRD)

Primary sector contribution to Gross Value Added (GVA)	% of total (3)	2.7 %
No of agricultural holdings	No (3)	15 870
Average farm size	ha UAA/holding (3)	34.4
High Nature Value farming	% of total UAA (2)	23.6 %
Farmland Birds Index (FBI)	Index 2000 = 100	80.5
	<i>From 2000 to 2011 the FBI measuring the relative abundance of farmland bird species decreased by 19.5 %.</i>	

Map: Spain – Comunidad Foral de Navarra



Examples of expected achievements

- During the programming period Navarra will support 70 cooperation projects and it will create almost 14 000 places in training courses targeted the farm and forestry sectors.
- Farm investments supported will aim at modernising and restructuring 135 farms in the region, while 3.6 % of farms will receive support for young farmers to launch their businesses.
- The region will support the participation in quality schemes, local markets and short supply chain circuits and producer groups or organisations for 60 farmers.
- Most funds under the RDP Priority 4 will be used for area-based payments to farmers for using environment/climate friendly management practices, including organic farming (8 000 ha in maintenance and 500 ha in conversion), as well as support for environment/climate friendly forest investments. More than 17 % of the agricultural land will be under contract for biodiversity and a bit less than 4 % for water and soil management.
- The RDP will address investments related to efficiency in energy use in agriculture and food processing (EUR 153.5 million investment (public + private)). Bioeconomy will also be well supported. Regarding water efficiency, 2 % of the region's irrigated area will switch to more efficient irrigation systems.
- The programme will support 4 LEADER Local Action Groups (LAG) and their Local Development Strategies will create new business opportunities and 90 new jobs. Another 100 jobs will be created through investments on non-agricultural activities and in forest products and technologies.

Examples of key challenges

- The region is challenged by the need to bring more competitiveness to the agro food sector and holdings, especially in terms of size, efficiency or quality of products.
- Another challenge is the lack of young farmers in the primary sector.
- Sustainability of rural activities as well as nature protection should be enhanced in the region.
- Supporting the population in rural areas, and specifically in less favoured ones, would also need to be addressed.

Source: DG AGRI, *Factsheet on 2014-2020 Rural Development Programme for Comunidad Foral de Navarra*, November 2016
http://ec.europa.eu/agriculture/rural-development-2014-2020/country-files/es/factsheet-navarra_en.pdf

2. RDP focus areas: planned expenditure, measures and 2023 targets

This section illustrates each rural development priority (P) with a focus on: the indicative budget per Focus Area (FA) and its breakdown by selected measure; and the relation between the indicative planned total public expenditure and the expected 2023 targets set by the Managing Authority for each focus area. The target indicators identified with the country code (ES_NAV) are specific to the Comunidad Foral de Navarra Programme.

P1 - Knowledge transfer & innovation: Fostering knowledge transfer and innovation in agriculture, forestry, and rural areas

Priority 1 is considered a cross-cutting priority: the budget under Priorities 2 - 6 contributes to the achievement of Priority 1 specific targets.

Focus Area 1A. Innovation & cooperation

Target indicator	Value
T1 - % of expenditure under Articles 14, 15 and 35 of Regulation (EU) No 1305/2013 in relation to the total expenditure for the RDP	9.4 %

Focus Area 1C. Lifelong learning & vocational training

Target indicator	Value
T3 - Total number of participants trained under Article 14 of Regulation (EU) No 1305/2013	14 000


Focus Area 1B. Links with research & innovation

Target indicator	Value
T2 - Total number of cooperation operations supported under the cooperation measure (Article 35 of Regulation (EU) No 1305/2013) (groups, networks/clusters, pilot projects...), of which: Nr of EIP operational groups to be supported (establishment and operation)	70 0

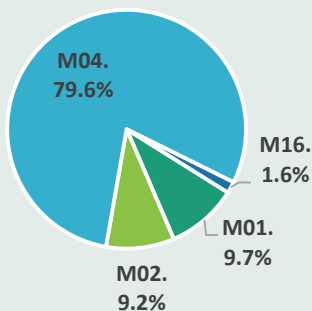
P2 – Competitiveness: Enhancing farm viability and competitiveness of all types of agriculture in all regions and promoting innovative farm technologies and sustainable management of forest

Focus Area 2A. Farm's performance, restructuring & modernization

Total public budget (million EUR)



Breakdown of FA budget by measure (%)



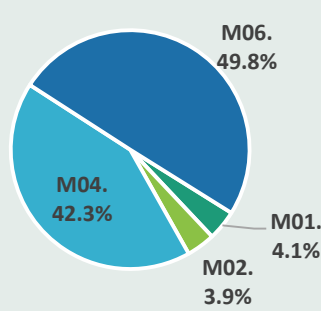
Target indicator	Value
T4 - % of agricultural holdings with RDP support for investments in restructuring or modernisation	0.9 %

Focus Area 2B. Entry of skilled/younger farmers

Total public budget (million EUR)



Breakdown of FA budget by measure (%)




Target indicator	Value
T5 - % of agricultural holdings with RDP supported business development plan/investments for young farmers	3.6 %

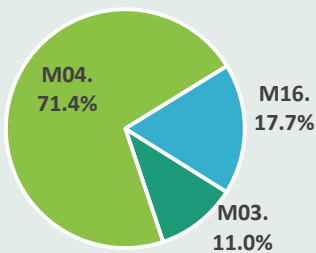
P3 – Food chain: Promoting food chain organisation, including processing and marketing of agricultural products, animal welfare and risk management in agriculture

Focus Area 3A. Agri-food chain integration & quality

Total public budget (million EUR)



Breakdown of FA budget by measure (%)



Measure	m EUR
M01	0.1
M02	1.3
M03	3.0
M16	0.3

Target indicator

Value

T6 - % of agricultural holdings receiving support for participating in quality schemes, local markets and short supply circuits, and producer groups/organisations

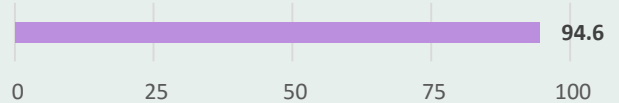
0.4 %

P4 – Ecosystems management: Restoring, preserving and enhancing ecosystems related to agriculture and forestry

Focus Areas

- 4A. Biodiversity's restoration, preservation & enhancement
- 4B. Water management
- 4C. Soil erosion & soil management

Total public budget (million EUR)



Target indicator

Value

T8 - % of forest/other wooded area under management contracts supporting biodiversity

2.1 %

T9 - % of agricultural land under management contracts supporting biodiversity and/or landscapes

17.4 %

T10 - % of agricultural land under management contracts to improve water management

3.8 %

T11 - % of forestry land under management contracts to improve water management

0.6 %

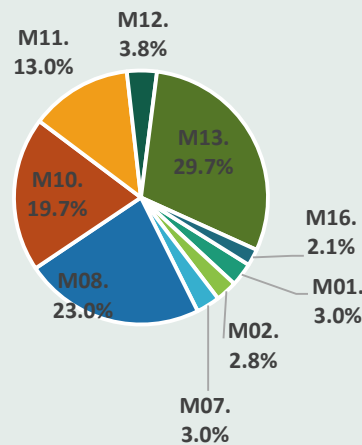
T12 - % of agricultural land under management contracts to improve soil management and/or prevent soil erosion

3.7 %

T13 - % of forestry land under management contracts to improve soil management and/or prevent soil erosion

0.6 %


Breakdown of FA budget by measure (%)



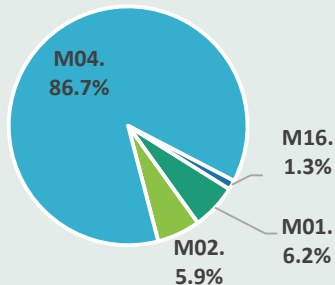
P5 - Resource efficiency & climate: Promoting resource efficiency and supporting the shift towards a low carbon and climate resilient economy in agriculture, food and forestry sectors

Focus Area 5A. Water use efficiency

Total public budget (million EUR)



Breakdown of FA budget by measure (%)

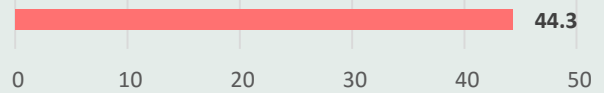


Target indicator

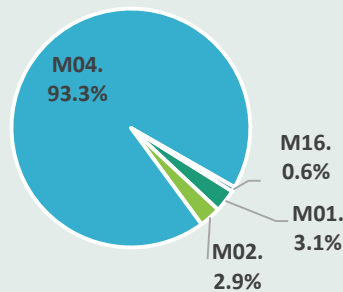
Target indicator	Value
T14 - % of irrigated land switching to more efficient irrigation system	2.1 %

Focus Area 5B. Energy use efficiency

Total public budget (million EUR)



Breakdown of FA budget by measure (%)

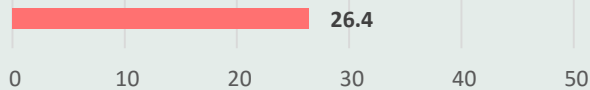


Target indicator

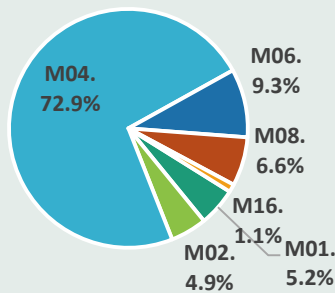
Target indicator	Value
T15 - Total investment for energy efficiency (EUR)	153.5 m

Focus Area 5C. Renewable sources & waste management

Total public budget (million EUR)



Breakdown of FA budget by measure (%)

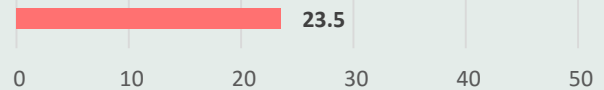


Target indicator

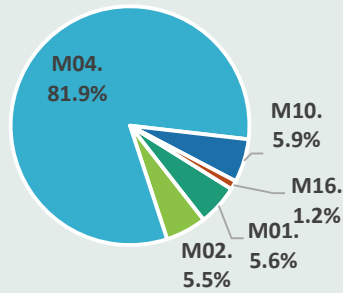
Target indicator	Value
T16 - Total investment in renewable energy production (EUR)	52.6 m

Focus Area 5D. Greenhouse Gas (GHG) & ammonia emissions

Total public budget (million EUR)



Breakdown of FA budget by measure (%)




Target indicator

Target indicator	Value
T17 - % of Livestock Units (LU) concerned by investments in livestock management in view of reducing GHG and/or ammonia emissions	1.2 %
T18 - % of agricultural land under management contracts targeting reduction of GHG and/or ammonia emissions	1.4 %

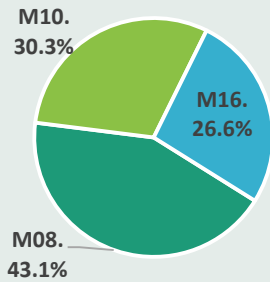
P5 - Resource efficiency & climate: Promoting resource efficiency and supporting the shift towards a low carbon and climate resilient economy in agriculture, food and forestry sectors

Focus Area 5E. Carbon conservation & sequestration

Total public budget (million EUR)



Breakdown of FA budget by measure (%)

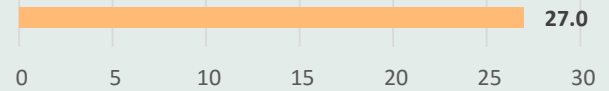


Target indicator	Value
T19 - % of agricultural and forest land under management contracts contributing to carbon sequestration and conservation	1.2 %

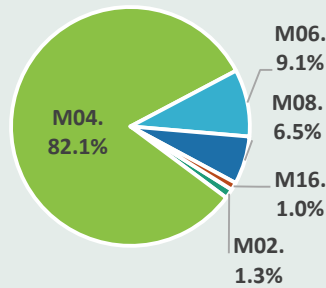
P6 - Social inclusion & local development: Promoting social inclusion poverty reduction and economic development in rural areas

Focus Area 6A. Diversification & job creation

Total public budget (million EUR)



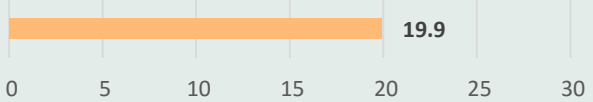
Breakdown of FA budget by measure (%)



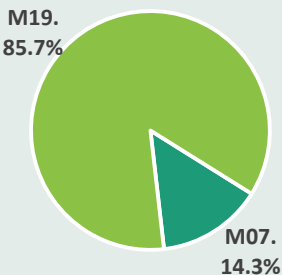
Target indicator	Value
T20 - Jobs created in supported projects	103.0

Focus Area 6B. Local development

Total public budget (million EUR)



Breakdown of FA budget by measure (%)



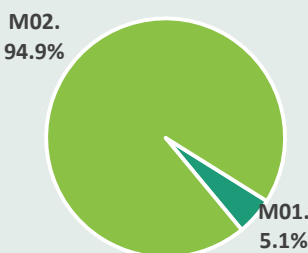
Target indicator	Value
T21 - % of rural population covered by local development strategies	49.9%
T22 - % of rural population benefiting from improved services/infrastructures	7.0 %
T23 - Jobs created in supported projects (LEADER)	90.0

Focus Area 6C. Information & communication technologies (ICT)

Total public budget (million EUR)



Breakdown of FA budget by measure (%)



Target indicator	Value
ES_NAV01 - % of beneficiaries who received training/advise on ICT	10.0

3. Planned expenditure per priority

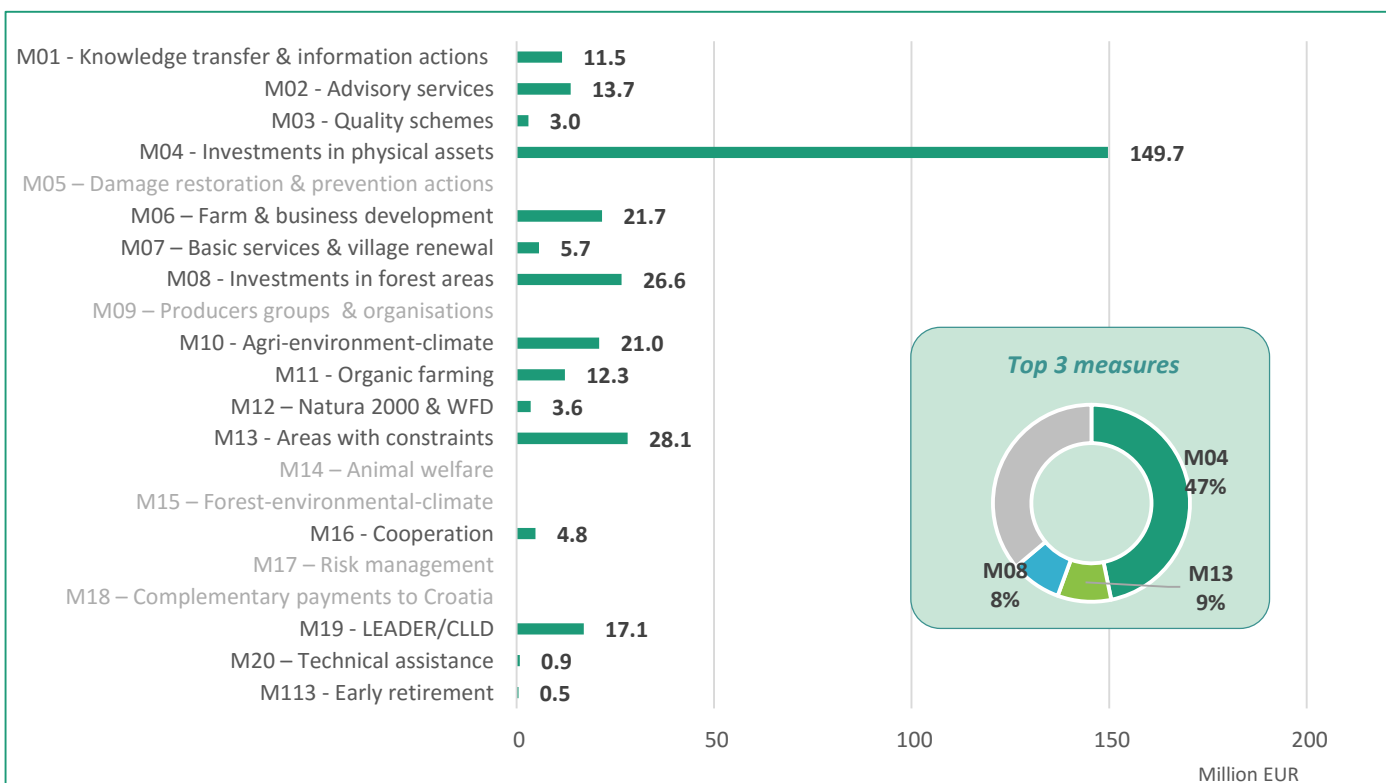
The following table shows how the planned total public expenditure (comprising the EAFRD support and the national contribution) is allocated between rural development priorities. Priority 1 is considered to be cross-cutting and no separate financial allocation is shown as the expenditure is distributed across other focus areas.

Priority	Total public expenditure per priority (million EUR)	% of total public expenditure*	
P1 - Knowledge transfer & innovation	P2 - Competitiveness	51.6	16.1 %
	P3 - Food chain & risk management	4.7	1.5 %
	P4 - Ecosystems management	94.6	29.5 %
	P5 - Resource efficiency & climate	119.7	37.4 %
	P6 - Social inclusion & local development	48.2	15.1 %

* Figures do not add up to 100 % because the budget for technical assistance is not included. The budget for technical assistance is available in Section 4.

4. Planned expenditure per measure (million EUR)

The following chart shows the indicative planned total public expenditure per measure (comprising the EAFRD support and the national contribution). The measures illustrated in the chart are the complete list of measures selected within the RDP. Measures in color light gray were not selected by the region.



5. Choice of measures by priority and focus areas

The following chart shows which priorities and focus areas are selected in the RDP and the combination of measures used to address them. For each measure the budget breakdown per focus area is given. Priority 1 is considered to be cross-cutting and no separate financial allocation is shown as the expenditure is distributed across other focus areas. Expenditure under Priority 4 is programmed for the priority as a whole, not for individual focus areas.

Priority	P1 Knowledge transfer & innovation			P2 Competitiveness		P3 Food chain & risk management		P4 Ecosystems management			P5 Resource efficiency & climate					P6 Social inclusion & local development			Total	Planned expenditure (million EUR)
	1A - Innovation & cooperation	1B - Links with research & innovation	1C - Lifelong learning & vocational training	2A - Farm's performance, restructuring & modernisation	2B - Entry of skilled/younger farmers	3A - Agri-food chain integration & quality	3B - Risk prevention & management	4A - Biodiversity's restoration, preservation & enhancement	4B - Water management	4C - Soil erosion & soil management	5A - Water use efficiency	5B - Energy use efficiency	5C - Renewable sources & waste management	5D - Greenhouse Gas & ammonia emissions	5E - Carbon conservation & sequestration	6A - Diversification & job creation	6B - Local development	6C - ICT - Information & communication technologies		
M01 - Knowledge transfer & information actions				15%	12%	1%		25%			12%	12%	12%	11%				1%	100%	11.5
M02 - Advisory services				12%	10%	10%		19%			10%	10%	10%	10%		3%		10%	100%	13.7
M03 - Quality schemes						100%													100%	3.0
M04 - Investments in physical assets				10%	10%						13%	28%	13%	13%		15%			100%	149.7
M05 - Damage/restoration /prevention actions																				
M06 - Farm & business development					77%								11%			11%			100%	21.7
M07 - Basic services & village renewal								50%									50%		100%	5.7
M08 - Investments in forest areas								82%					7%		5%	7%			100%	26.6
M09 - Producers groups & organisations																				
M10 - Agri-environment-climate								89%						7%	5%				100%	21.0
M11 - Organic farming								100%											100%	12.3
M12 - Natura 2000 & WFD								100%											100%	3.6
M13 - Areas with constraints								100%											100%	28.1
M14 - Animal welfare																				
M15 - Forest-environmental-climate																				
M16 - Cooperation				6%		6%		42%			6%	6%	6%	6%	18%	6%			100%	4.8
M17 - Risk management																				
M18 - Complementary payments to Croatia																				
M19 - LEADER/CLLD																100%			100%	17.1

6. Additional info

Date of RDP approval	18/11/2015
Spanish National Rural Network	Red Rural Nacional http://www.magrama.gob.es/es/desarrollo-rural/temas/red-rural-nacional/
Managing authority	Dirección General de Desarrollo Rural (Departamento de Desarrollo Rural, Medio Ambiente Administración Local)
Paying agency	Departamento de Desarrollo Rural, Medio Ambiente y Administración Local
Coordination body	Dirección General de Desarrollo Rural y Política Forestal (Ministerio de Agricultura, Alimentación y Medio Ambiente)
RDP country documents	http://ec.europa.eu/agriculture/rural-development-2014-2020/country-files/es_en.htm
National Partnership Agreement summary	http://ec.europa.eu/contracts_grants/pa/partnership-agreement-spain-summary_en.pdf
Partnership Agreement	http://www.dgfc.sggp.meh.es/sitios/dgfc/es-ES/ipr/fcp1420/p/pa/Paginas/inicio.aspx
Rural Development Regulation 2014-2020	Regulation (EU) N° 1305/2013 of the European Parliament and of the Council on support for rural development by the European Agricultural Fund for Rural Development (EAFRD) [PDF en]

Source of information: All data and the figures presented in this summary come from the European Commission approved version of the Comunidad Foral de Navarra 2014-2020 Rural Development Programme. The examples of expected achievements and key challenges on page 1 were retrieved from: DG AGRI, Factsheet on 2014-2020 Rural Development Programme for Comunidad Foral de Navarra, November 2015.

Disclaimer: This document aims to provide an accessible summary of selected RDP content. The information provided should not be considered a comprehensive account of the original RDP content.

Summary version: Version 1

Last updated: January 2016

Corresponding RDP: Comunidad Foral de Navarra 2014-2020 RDP, code 2014ES06RDRP014, version 1.4, approved 18/11/2015.



The European Network for
Rural Development

ENRD Contact Point
Rue de la Loi, 38 Boîte n.4 - 1040
Brussels, Belgium
Tel. +32 2 801 38 00
email: info@enrd.eu
website: <http://enrd.ec.europa.eu/>