

1. General information

Geographical Area	Country	Spain
	Region	National
Rural population (1)	Inhabitants (5)	19.1 million
	% of total population (7)	40.9 %
	Density - Inhab/km2 (7)	47.2
Rural area (1)	Km2 (6)	405 299
	% of total area (6)	80.1 %
Agricultural area <i>Total Utilised Agricultural Area (UAA)</i>	Ha (2)	23.8 million
	% of total territory (8)	46.9 %
Forest and other wooded land	Ha (3)	27.8 million
	% of total area (3)	54.8 %
Total employment	People (6)	17.3 million
Rural employment (1)	% of total workforce (4)	38.9 %

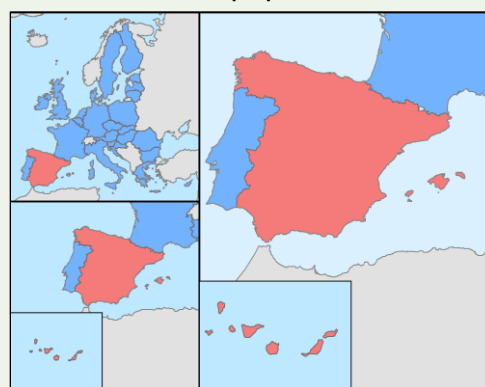
Data source: Spain - National 2014-2020 Rural Development Programme (RDP).
 Note: (1) OECD definition applies, including intermediate and predominantly rural regions; (2) 2009 data; (3) 2010 data; (4) 2011 data; (5) 2012 data; (6) 2013 data; (7) 2012, calculation based on most recent data available; (8) 2009, calculation based on 2013 total MS territory.

EAFRD* support: EUR 237 828 821 <small>0.3% of Total EAFRD support for EU-28</small>	+	National contribution: EUR 191 203 706	=	Planned total public expenditure: EUR 429 032 527
---	---	--	---	---

* European Agricultural Fund for Rural Development (EAFRD)

Primary sector contribution to Gross Value Added (GVA)	% of total (6)	2.6 %
No of agricultural holdings	No (2)	989 800
Average farm size	ha UAA/holding (2)	24.0
High Nature Value farming	% of total UAA	n/a
Farmland Birds index (FBI)	Index 2000 = 100	83.0
	<i>From 2000 to 2013 the FBI measuring the relative abundance of farmland bird species decreased by 17.0 %.</i>	

Map: Spain



Examples of expected achievements

- Spain will support knowledge transfer and innovation through 90 European Innovation Partnership (EIP) operational groups and by offering training to 400 agricultural cooperatives.
- In Spain 7 % of the funds have been allocated to Priority 2 with the aim to support new irrigation systems, covering 1 328 hectares.
- The RDP allocates 70 % of the funds to priority 3 to support investments in processing and marketing agricultural products, as well as to support the setting up of producer organisations and cooperation projects. 20 new producer groups will be created, and the competitiveness of the agricultural cooperatives supported is expected to increase by 5 %.
- Funds under priority 4 will mainly be used for preventive and restoration actions related to forest fires and natural disasters. Preventive actions are foreseen in 3 000 forest hectares, while 1 000 forest hectares will benefit from restoration actions.
- The RDP allocates 6 % of the funds with the aim to promoting resource efficiency and the shift towards low carbon and climate resilient economy. Priority 5 will mainly address investments related to water efficiency in order that nearly 0.1 % of the total Spanish irrigated area is provided with more efficient irrigation systems.
- The programme allocates 4 % of the funds to Priority 6. This will be entirely dedicated to the creation of 590 kilometres of natural pathways covering more than one Spanish region.

Examples of key challenges

- The unemployment rate in Spain is 25 % (2014) and more than 50 % of the youth is unemployed (2014).
- One of the main challenges is the fragmentation of agricultural cooperatives and the lack of integrated cooperatives which can cover more than one region and that are able to operate throughout the entire food chain.
- In the past, it has been difficult to modernise irrigation systems or combat forest fires affecting more than one region because such actions could not be carried out by the regions.
- Finally, disparities across regions in the uptake of research and development activities, the lack of entrepreneurial spirit and the limited financial capacity of farmers and agri-food companies are hampering innovation in both farming and forestry.

Source: DG AGRI, *Factsheet on 2014-2020 Rural Development Programme for Spain*, May 2015.
http://ec.europa.eu/agriculture/rural-development-2014-2020/country-files/es/factsheet_en.pdf

2. RDP focus areas: planned expenditure, measures and 2023 targets

This section illustrates each rural development priority (P) with a focus on: the indicative budget per Focus Area (FA) and its breakdown by selected measure; and the relation between the indicative planned total public expenditure and the expected 2023 targets set by the Managing Authority for each focus area. The target indicators identified with the country code (ES) are specific to the Spanish national programme.

P1 - Knowledge transfer & innovation: Fostering knowledge transfer and innovation in agriculture, forestry, and rural areas

Priority 1 is considered a cross-cutting priority: the budget under Priorities 2 - 6 contributes to the achievement of Priority 1 targets.

Focus Area 1A. Innovation & cooperation

Target indicator	Value
T1 - % of expenditure under Articles 14, 15 and 35 of Regulation (EU) No 1305/2013 in relation to the total expenditure for the RDP	16.9 %

Focus Area 1C. Lifelong learning & vocational training

Target indicator	Value
T3 - Total number of participants trained under Article 14 of Regulation (EU) No 1305/2013	400

Focus Area 1B. Links with research & innovation

Target indicator	Value
T2 - Total number of cooperation operations supported under the cooperation measure (Article 35 of Regulation (EU) No 1305/2013) (groups, networks/clusters, pilot projects...), of which: Nr of EIP operational groups to be supported (establishment and operation)	193 90

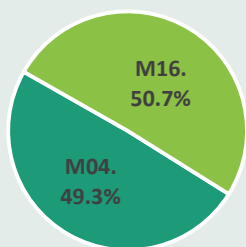
P2 – Competitiveness: Enhancing farm viability and competitiveness of all types of agriculture in all regions and promoting innovative farm technologies and sustainable management of forest

Focus Area 2A. Farm's performance, restructuring & modernization

Total public budget (million EUR)



Breakdown of FA budget by measure (%)



Target indicator	Value
ES01 - Total area transformed into irrigated land (ha)	1 328

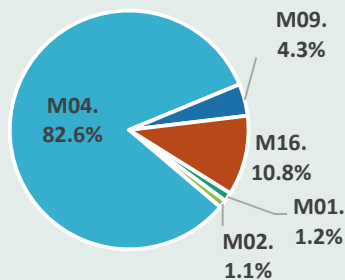
P3 – Food chain & risk management: Promoting food chain organisation, including processing and marketing of agricultural products, animal welfare and risk management in agriculture

Focus Area 3A. Agri-food chain integration & quality

Total public budget (million EUR)

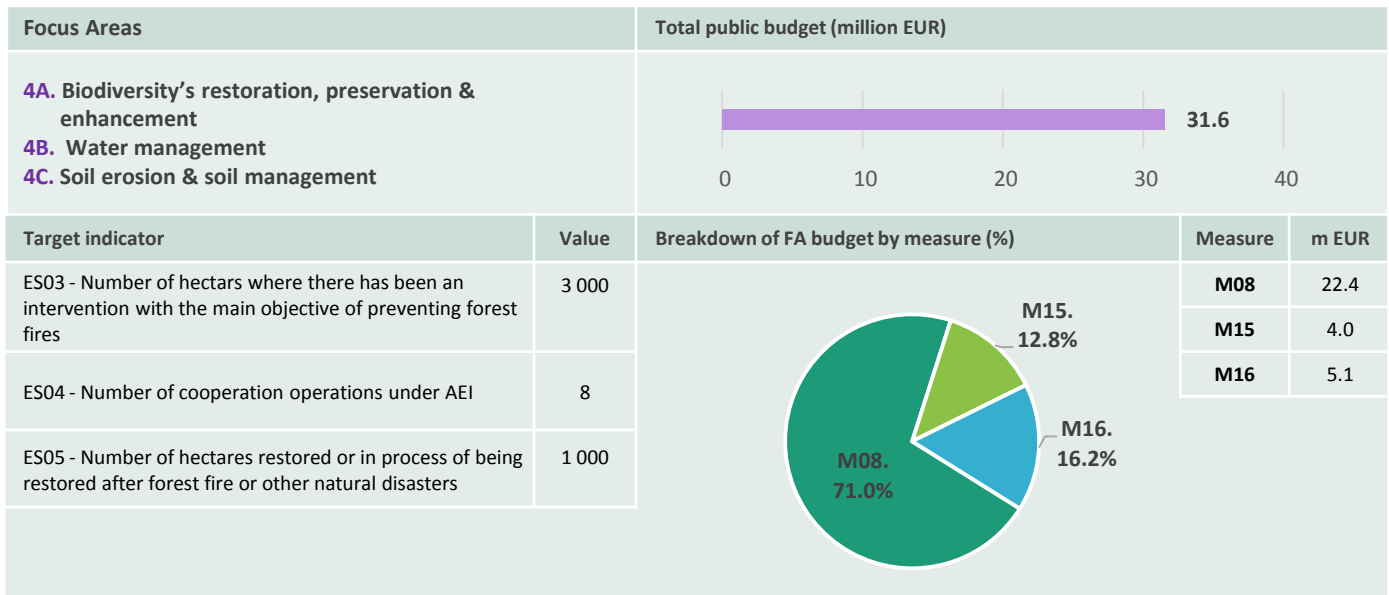


Breakdown of FA budget by measure (%)

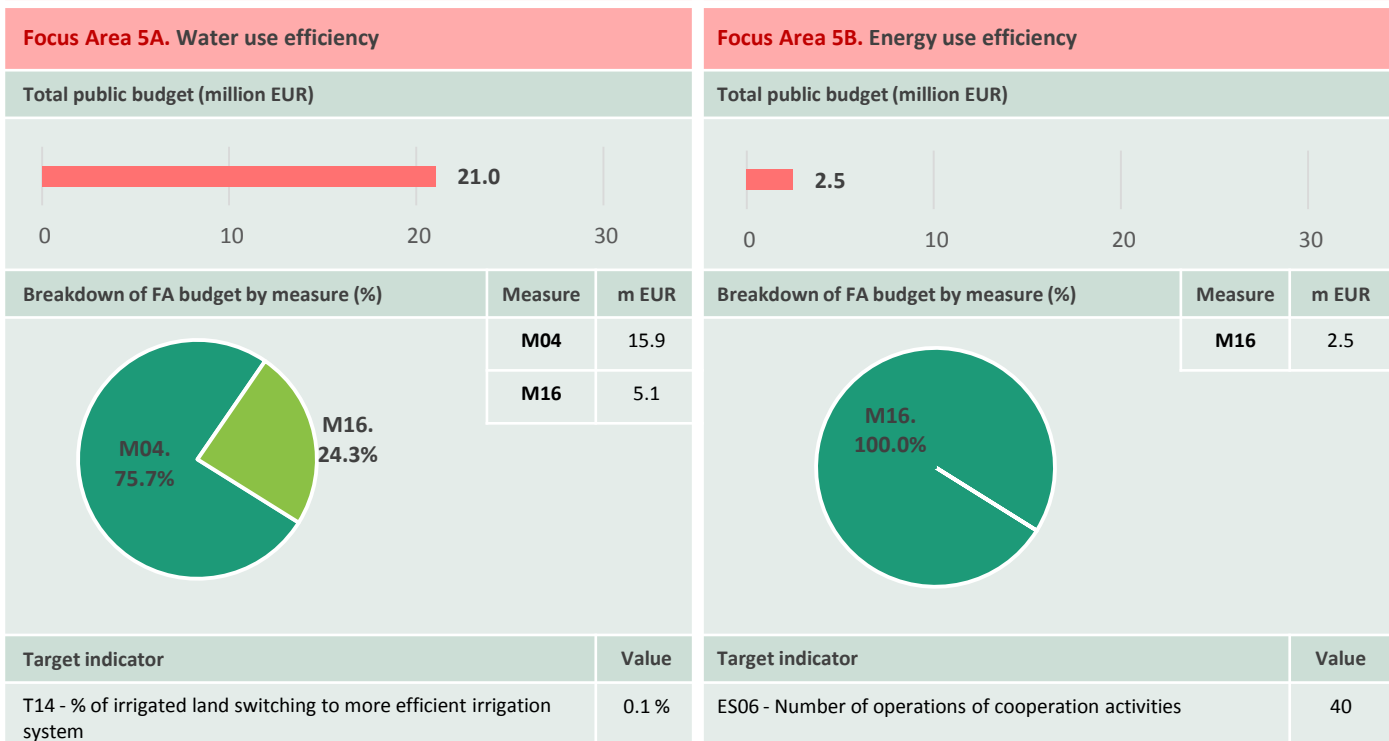


Target indicator	Value
T6 - % of agricultural holdings receiving support for participating in quality schemes, local markets and short supply circuits, and producer groups/organisations	5.4 %
ES02 - Number of priority Associated Entities created by the end of the period	20

P4 – Ecosystems management: Restoring, preserving and enhancing ecosystems related to agriculture and forestry




P5 - Resource efficiency & climate: Promoting resource efficiency and supporting the shift towards a low carbon and climate resilient economy in agriculture, food and forestry sectors



P5 - Resource efficiency & climate: Promoting resource efficiency and supporting the shift towards a low carbon and climate resilient economy in agriculture, food and forestry sectors

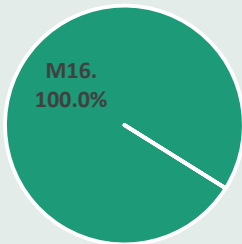
Focus Area 5C. Renewable sources & wastes management

Total public budget (million EUR)



Breakdown of FA budget by measure (%)

Measure	m EUR
M16	3.9



Target indicator

Value

ES07 - Number of cooperation operations under AEI

6

P6 - Social inclusion & local development: Promoting social inclusion poverty reduction and economic development in rural areas

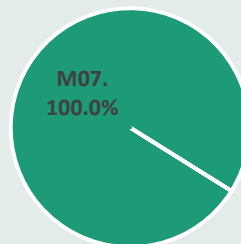
Focus Area 6B. Local development

Total public budget (million EUR)



Breakdown of FA budget by measure (%)

Measure	m EUR
M07	18.7



Target indicator

Value

ES08 - Number of Kilometers of built roads

590

3. Planned expenditure per priority

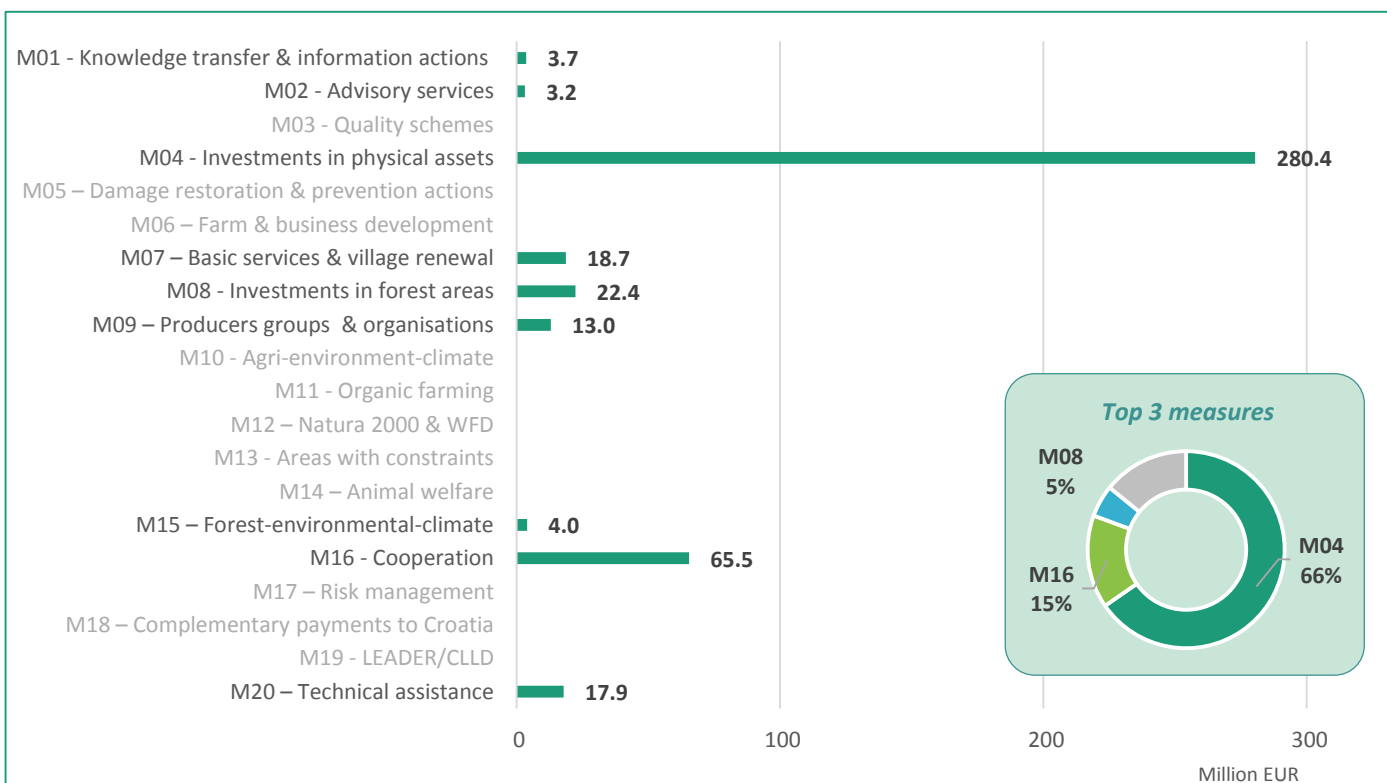
The following table shows how the planned total public expenditure (comprising the EAFRD support and the national contribution) is allocated between rural development priorities. Priority 1 is considered to be cross-cutting and no separate financial allocation is shown as the expenditure is distributed across other focus areas.

Priority	Total public expenditure per priority (million EUR)	% of total public expenditure*	
P1 - Knowledge transfer & innovation	P2 - Competitiveness	32.3	7.5 %
	P3 - Food chain & risk management	301.1	70.2 %
	P4 - Ecosystems management	31.6	7.4 %
	P5 - Resource efficiency & climate	27.4	6.4 %
	P6 - Social inclusion & local development	18.7	4.4 %

* Figures do not add up to 100 % because the budget for technical assistance is not included. The budget for technical assistance is available in Section 4.

4. Planned expenditure per measure (million EUR)

The following chart shows the indicative planned total public expenditure per measure (comprising the EAFRD support and the national contribution). The measures illustrated in the chart are the complete list of measures selected within the RDP. Measures in color light gray were not selected by the Member State.



5. Choice of measures by priority and focus areas

The following chart shows which priorities and focus areas are selected in the RDP and the combination of measures used to address them. For each measure the budget breakdown per focus area is given. Priority 1 is considered to be cross-cutting and no separate financial allocation is shown as the expenditure is distributed across other focus areas. Expenditure under Priority 4 is programmed for the priority as a whole, not for individual focus areas.

Priority	P1 Knowledge transfer & innovation			P2 Competitiveness		P3 Food chain & risk management		P4 Ecosystems management			P5 Resource efficiency & climate					P6 Social inclusion & local development		Total	Planned expenditure (million EUR)	
	1A - Innovation & cooperation	1B - Links with research & innovation	1C - Lifelong learning & vocational training	2A - Farm's performance, restructuring & modernisation	2B - Entry of skilled/younger farmers	3A - Agri-food chain integration & quality	3B - Risk prevention & management	4A - Biodiversity's restoration, preservation & enhancement	4B - Water management	4C - Soil erosion & soil management	5A - Water use efficiency	5B - Energy use efficiency	5C - Renewable sources & waste management	5D - Greenhouse gas & ammonia emissions	5E - Carbon conservation & sequestration	6A - Diversification & job creation	6B - Local development			6C - ICT - Information & communication technologies
M01 - Knowledge transfer & information actions						100%													100%	3.7
M02 - Advisory services						100%													100%	3.2
M03 - Quality schemes																				
M04 - Investments in physical assets				6%		89%				6%									100%	280.5
M05 - Damage/restoration /prevention actions																				
M06 - Farm & business development																				
M07 - Basic services & village renewal																100%			100%	18.7
M08 - Investments in forest areas								100%											100%	22.4
M09 - Producers groups & organisations								100%											100%	13.0
M10 - Agri-environment-climate																				
M11 - Organic farming																				
M12 - Natura 2000 & WFD																				
M13 - Areas with constraints																				
M14 - Animal welfare																				
M15 - Forest-environmental-climate								100%											100%	4.0
M16 - Cooperation				25%		50%		8%		8%	4%	6%							100%	65.5
M17 - Risk management																				
M18 - Complementary payments to Croatia																				
M19 - LEADER/CLLD																				

6. Additional info

Date of RDP approval	26/05/2015
Spanish National Rural Network	Red Rural Nacional http://www.magrama.gob.es/es/desarrollo-rural/temas/red-rural-nacional/
Managing authority	Dirección general de desarrollo rural y política forestal
Paying agency	Fondo español de garantía agrarian
Coordination body	Dirección general de desarrollo rural y política forestal
RDP country documents	http://ec.europa.eu/agriculture/rural-development-2014-2020/country-files/es_en.htm
National Partnership Agreement summary	http://ec.europa.eu/agriculture/rural-development-2014-2020/country-files/es/press-summary-26-05-2015_en.pdf
Partnership Agreement	http://www.dgfc.sggp.meh.es/sitios/dgfc/es-ES/ipr/fcp1420/p/pa/Paginas/inicio.aspx
Rural Development Regulation 2014-2020	Regulation (EU) N° 1305/2013 of the European Parliament and of the Council on support for rural development by the European Agricultural Fund for Rural Development (EAFRD) [PDF en]

Source of information: All data and the figures presented in this summary come from the European Commission approved version of the Spain - National 2014-2020 Rural Development Programme. The examples of expected achievements and key challenges on page 1 were retrieved from: DG AGRI, Factsheet on 2014-2020 Rural Development Programme for Spain, May 2015.

Disclaimer: This document aims to provide an accessible summary of selected RDP content. The information provided should not be considered a comprehensive account of the original RDP content.

Summary version: Version 1

Last updated: September 2015

Corresponding RDP: ES - National 2014-2020 RDP, code 2014ES06RDNP001, version 1.4, approved 26/05/2015.



The European Network for
Rural Development

ENRD Contact Point
Rue de la Loi, 38 Boîte n.4 - 1040
Brussels, Belgium
Tel. +32 2 801 38 00
email: info@enrd.eu
website: <http://enrd.ec.europa.eu/>