

1. General information

Geographical Area	Country	Spain
	Region	Castilla la Mancha
Rural population (1)	Inhabitants (5)	2.1 million
	% of total population (5)	100 %
	Density - Inhab/km2 (5)	26.4
Rural area (1)	Km2 (5)	79 462
	% of total area (5)	100 %
Agricultural area <i>Total Utilised Agricultural Area (UAA)</i>	Ha (2)	4.1 million
	% of total territory (6)	51.5 %
Forest and other wooded land	Ha (4)	3.6 million
	% of total area (4)	45.2 %
Total employment	People (3)	0.7 million
Rural employment (1)	% of total workforce (3)	100 %

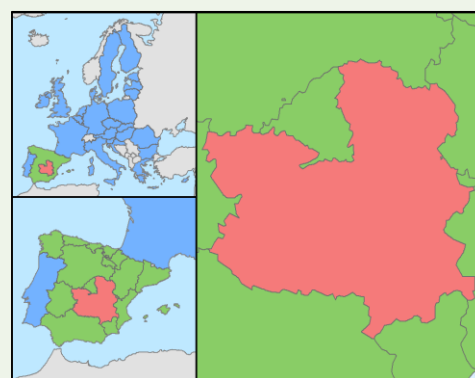
Data source: ES – Castilla la Mancha 2014-2020 Rural Development Programme (RDP). Note: (1) OECD definition applies, including intermediate and predominantly rural regions; (2) 2010 data; (3) 2011 data; (4) 2012 data; (5) 2013 data; (6) 2010, calculation based on 2013 total region territory data.

EAFRD* support: EUR 1 147 779 504 <i>1.2 % of Total EAFRD support for EU-28</i>	+	National contribution: EUR 336 303 797	=	Planned total public expenditure: EUR 1 484 083 301
--	---	--	---	---

* European Agricultural Fund for Rural Development (EAFRD)

Primary sector contribution to Gross Value Added (GVA)	% of total (3)	6.6 %
No of agricultural holdings	No (2)	122 420
Average farm size	ha UAA/holding (2)	33.4
High Nature Value farming	% of total UAA (5)	47.2 %
Farmland Birds Index (FBI)	Index 1998 = 100	80.7
	<i>From 2000 to 2013 the FBI measuring the relative abundance of farmland bird species decreased by 19.3 %.</i>	

Map: Spain – Castilla la Mancha



Examples of expected achievements

- The RDP will support training activities for 75 000 people as well the implementation of 43 cooperation projects. In addition, the programme will enable the installation of 1 800 young farmers in order to support generational renewal in the agricultural sector of the region.
- About 1 300 farmers will be supported to apply quality schemes. Furthermore, 33 producers organizations will be created in order to address the fragmentation of the agri-food industry.
- Around 1 000 projects will be supported to ensure the quality management of forest in Natura 2000 areas. Nearly 15 % of the RDP budget will be devoted to support organic farming, benefiting 287 000 ha.
- The programme will support 135 000 ha of land for the protection of birds.
- In addition, 130 projects will be supported for the improvement of manure storage facilities and the construction of biogas production facilities.
- The RDP will support the modernization of irrigation systems by supporting 500 relevant projects.
- The natural forest area which covers roughly 45 % of the region's territory will receive roughly 30 % of the available budget, notably through measures to prevent forest fires and to reinforce these ecosystems.
- The afforestation of 15 000 ha will contribute to forest conservation and combating climate change.
- The region will support Local Development Strategies (LDS) through 29 Local Action Groups (LAGs) covering 60 % of the rural population. The supported LDS will create around 2 000 new jobs and new business opportunities.

Examples of key challenges

- Generation renewal represents a core challenge for the region, as less than 10 % of the farmers are younger than 40 years old.
- The natural forest area which covers roughly 45% of the region's territory will receive roughly 30% of the available budget, notably through measures to prevent forest fires and to reinforce these ecosystems.
- Water pollution is a challenge as most of the resources are of low quality due to the excessive use of pesticides and fertilizers.

Source: DG AGRI, *Factsheet on 2014-2020 Rural Development Programme for Castilla la Mancha*, October 2015.

http://ec.europa.eu/agriculture/rural-development-2014-2020/country-files/es/factsheet-castilla-la-mancha_en.pdf

2. RDP focus areas: planned expenditure, measures and 2023 targets

This section illustrates each rural development priority (P) with a focus on: the indicative budget per Focus Area (FA) and its breakdown by selected measure; and the relation between the indicative planned total public expenditure and the expected 2023 targets set by the Managing Authority for each focus area. The target indicators identified with the country code (ES_CM) are specific to the Castilla la Mancha Programme.

P1 - Knowledge transfer & innovation: Fostering knowledge transfer and innovation in agriculture, forestry, and rural areas

Priority 1 is considered a cross-cutting priority: the budget under Priorities 2 - 6 contributes to the achievement of Priority 1 specific targets.

Focus Area 1A. Innovation & cooperation

Target indicator	Value
T1 - % of expenditure under Articles 14, 15 and 35 of Regulation (EU) No 1305/2013 in relation to the total expenditure for the RDP	1.3 %

Focus Area 1C. Lifelong learning & vocational training

Target indicator	Value
T3 - Total number of participants trained under Article 14 of Regulation (EU) No 1305/2013	75 000


Focus Area 1B. Links with research & innovation

Target indicator	Value
T2 - Total number of cooperation operations supported under the cooperation measure (Article 35 of Regulation (EU) No 1305/2013) (groups, networks/clusters, pilot projects...), of which: Nr of EIP operational groups to be supported (establishment and operation)	43.0 0

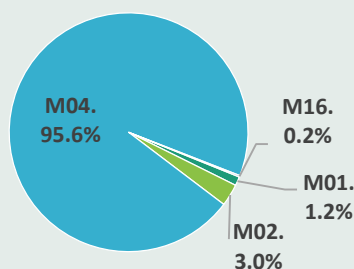
P2 – Competitiveness: Enhancing farm viability and competitiveness of all types of agriculture in all regions and promoting innovative farm technologies and sustainable management of forest

Focus Area 2A. Farm's performance, restructuring & modernization

Total public budget (million EUR)




Breakdown of FA budget by measure (%)



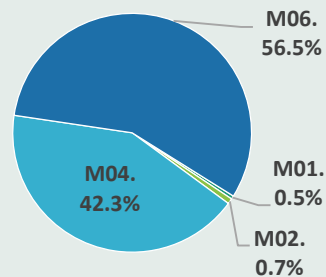
Target indicator	Value
T4 - % of agricultural holdings with RDP support for investments in restructuring or modernisation	2.9 %

Focus Area 2B. Entry of skilled/younger farmers

Total public budget (million EUR)



Breakdown of FA budget by measure (%)



Target indicator	Value
T5 - % of agricultural holdings with RDP supported business development plan/investments for young farmers	1.5 %

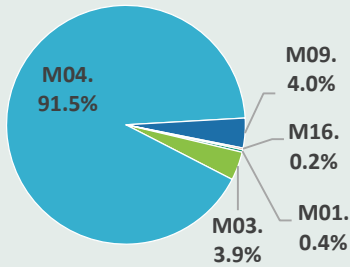
P3 – Food chain & risk management: Promoting food chain organisation, including processing and marketing of agricultural products, animal welfare and risk management in agriculture

Focus Area 3A. Agri-food chain integration & quality

Total public budget (million EUR)



Breakdown of FA budget by measure (%)



Measure m EUR

Measure	m EUR
M01	0.7
M03	7.6
M04	180.2
M09	7.9
M16	0.4

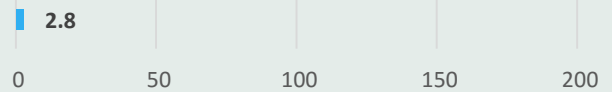
Target indicator

Value

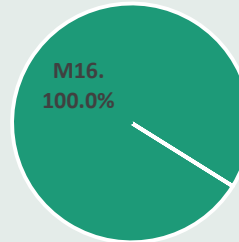
T6 - % of agricultural holdings receiving support for participating in quality schemes, local markets and short supply circuits, and producer groups/organisations	1.1 %
ES_CM01 - % of undertakings supported for investments under FA3A (M4.2)	25.0 %

Focus Area 3B. Risk prevention & management

Total public budget (million EUR)



Breakdown of FA budget by measure (%)



Measure m EUR

M16	2.8
-----	-----

Target indicator

Value

ES_CM02 - % of supported farms that participate in cooperation projects	0.8 %
---	-------

P4 – Ecosystems management: Restoring, preserving and enhancing ecosystems related to agriculture and forestry

Focus Areas

- 4A. Biodiversity's restoration, preservation & enhancement
- 4B. Water management
- 4C. Soil erosion & soil management

Total public budget (million EUR)

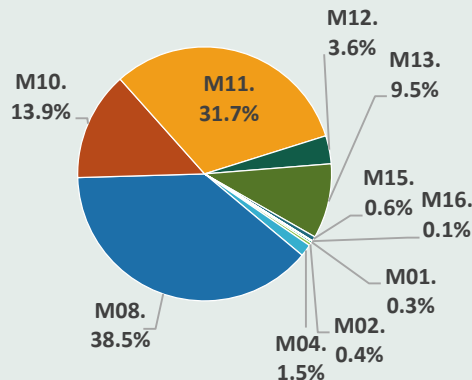


Target indicator

Value

T8 - % of forest/other wooded area under management contracts supporting biodiversity	0.4 %
T9 - % of agricultural land under management contracts supporting biodiversity and/or landscapes	22.5 %
T10 - % of agricultural land under management contracts to improve water management	18.0 %
T11 - % of forestry land under management contracts to improve water management	0.1 %
T12 - % of agricultural land under management contracts to improve soil management and/or prevent soil erosion	18.0 %
T13 - % of forestry land under management contracts to improve soil management and/or prevent soil erosion	0.1 %

Breakdown of FA budget by measure (%)



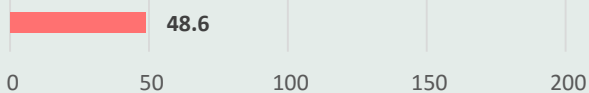
Measure m EUR

M01	2.0
M02	2.4
M04	10.3
M08	259.8
M10	93.7
M11	214.3
M12	24.2
M13	64.4
M15	3.8
M16	0.4

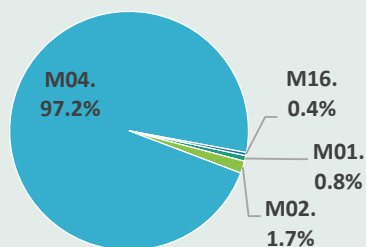
P5 - Resource efficiency & climate: Promoting resource efficiency and supporting the shift towards a low carbon and climate resilient economy in agriculture, food and forestry sectors

Focus Area 5A. Water use efficiency

Total public budget (million EUR)



Breakdown of FA budget by measure (%)

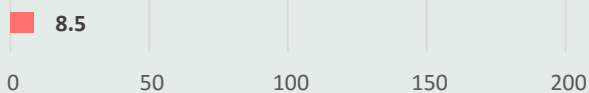


Target indicator

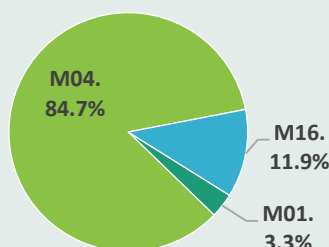
Target indicator	Value
T14 - % of irrigated land switching to more efficient irrigation system	2.4 %

Focus Area 5B. Energy use efficiency

Total public budget (million EUR)



Breakdown of FA budget by measure (%)

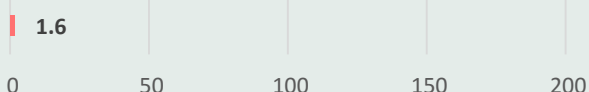


Target indicator

Target indicator	Value
T15 - Total investment for energy efficiency (EUR)	14.4 m

Focus Area 5C. Renewable sources & waste management

Total public budget (million EUR)



Breakdown of FA budget by measure (%)

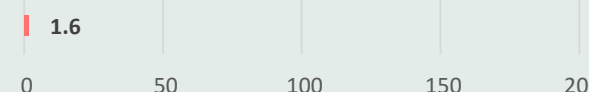


Target indicator

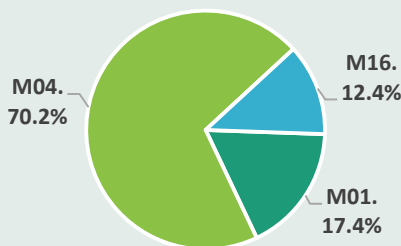
Target indicator	Value
T16 - Total investment in renewable energy production (EUR)	2.3 m

Focus Area 5D. Greenhouse Gas (GHG) & ammonia emissions

Total public budget (million EUR)



Breakdown of FA budget by measure (%)



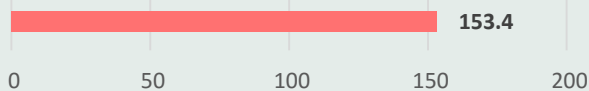
Target indicator

Target indicator	Value
T17 - % of Livestock Units (LU) concerned by investments in livestock management in view of reducing GHG and/or ammonia emissions	1.7 %
ES_CM03 - % of agricultural area under management contracts for reducing GHG and NH3 (M04)	0.02 %

P5 - Resource efficiency & climate: Promoting resource efficiency and supporting the shift towards a low carbon and climate resilient economy in agriculture, food and forestry sectors

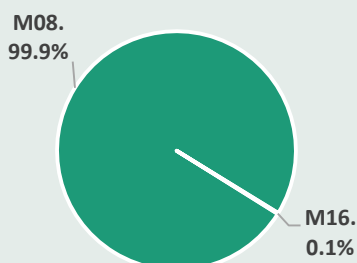
Focus Area 5E. Carbon conservation & sequestration

Total public budget (million EUR)



Breakdown of FA budget by measure (%)

Measure	m EUR
M08	153.2
M16	0.2



Target indicator

Value

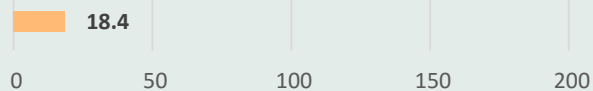
ES_CM04 - % of agricultural and forestry area under management contracts for carbon sequestration or conservation

1.6 %

P6 - Social inclusion & local development: Promoting social inclusion poverty reduction and economic development in rural areas

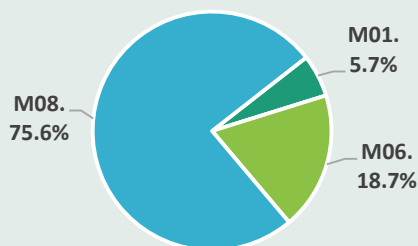
Focus Area 6A. Diversification & job creation

Total public budget (million EUR)



Breakdown of FA budget by measure (%)

Measure	m EUR
M01	1.1
M06	3.4
M08	13.9



Target indicator

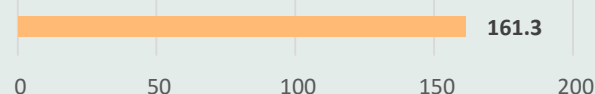
Value

T20 - Jobs created in supported projects

51.0

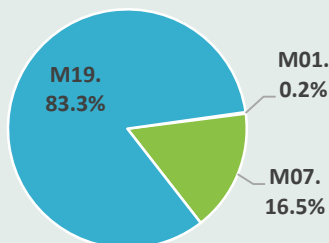
Focus Area 6B. Local development

Total public budget (million EUR)



Breakdown of FA budget by measure (%)

Measure	m EUR
M01	0.3
M07	26.6
M19	134.4



Target indicator

Value

T21 - % of rural population covered by local development strategies

62.1 %

T22 - % of rural population benefiting from improved services/infrastructures

16.0 %

T23 - Jobs created in supported projects (LEADER)

1 969

3. Planned expenditure per priority

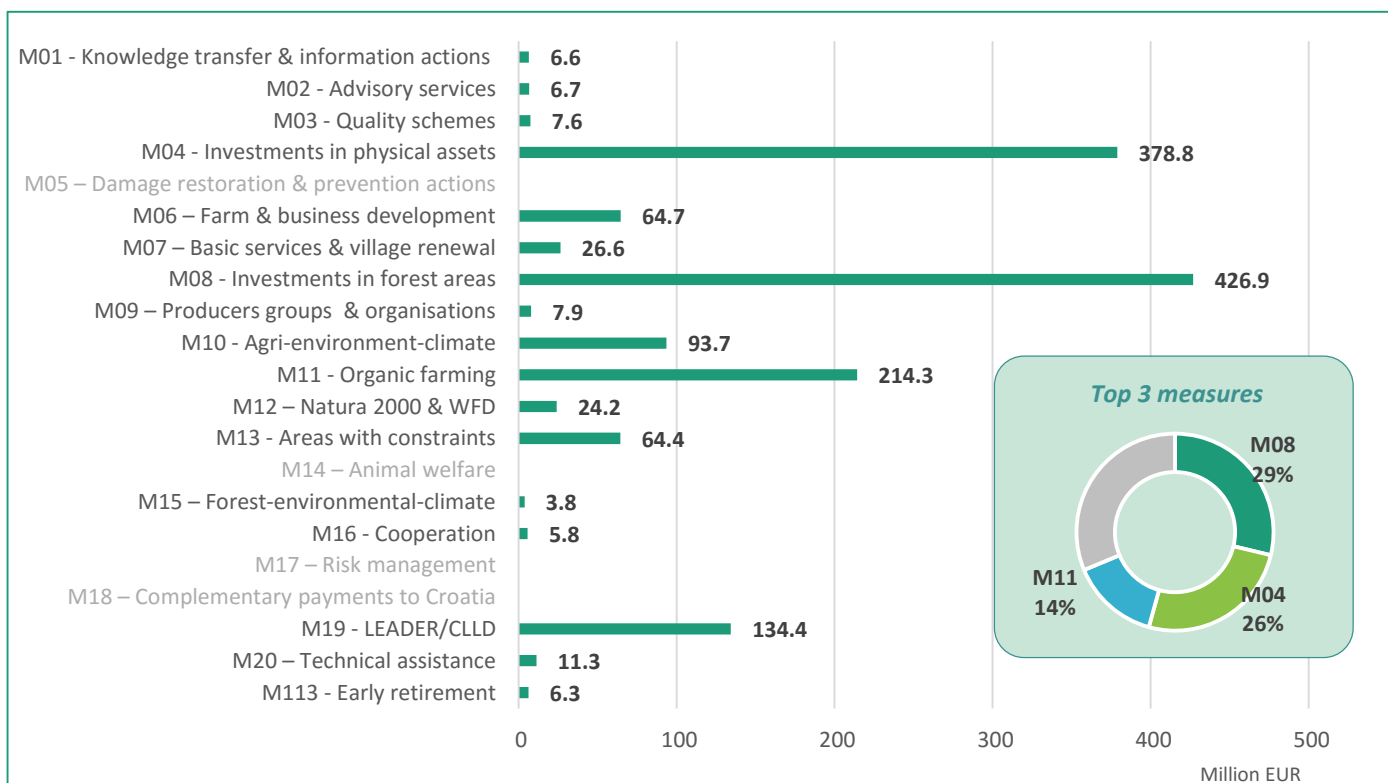
The following table shows how the planned total public expenditure (comprising the EAFRD support and the national contribution) is allocated between rural development priorities. Priority 1 is considered to be cross-cutting and no separate financial allocation is shown as the expenditure is distributed across other focus areas.

Priority	Total public expenditure per priority (million EUR)	% of total public expenditure*	
P1 - Knowledge transfer & innovation	P2 - Competitiveness	198.1	13.4 %
	P3 - Food chain & risk management	199.6	13.5 %
	P4 - Ecosystems management	675.2	45.5 %
	P5 - Resource efficiency & climate	213.7	14.4 %
	P6 - Social inclusion & local development	179.8	12.1 %

* Figures do not add up to 100 % because the budget for technical assistance is not included. The budget for technical assistance is available in Section 4.

4. Planned expenditure per measure (million EUR)

The following chart shows the indicative planned total public expenditure per measure (comprising the EAFRD support and the national contribution). The measures illustrated in the chart are the complete list of measures selected within the RDP. Measures in color light gray were not selected by the region.



5. Choice of measures by priority and focus areas

The following chart shows which priorities and focus areas are selected in the RDP and the combination of measures used to address them. For each measure the budget breakdown per focus area is given. Priority 1 is considered to be cross-cutting and no separate financial allocation is shown as the expenditure is distributed across other focus areas. Expenditure under Priority 4 is programmed for the priority as a whole, not for individual focus areas.

Priority	P1 Knowledge transfer & innovation			P2 Competitiveness		P3 Food chain & risk management		P4 Ecosystems management			P5 Resource efficiency & climate					P6 Social inclusion & local development			Total	Planned expenditure (million EUR)
	1A - Innovation & cooperation	1B - Links with research & innovation	1C - Lifelong learning & vocational training	2A - Farm's performance, restructuring & modernisation	2B - Entry of skilled/younger farmers	3A - Agri-food chain integration & quality	3B - Risk prevention & management	4A - Biodiversity's restoration, preservation & enhancement	4B - Water management	4C - Soil erosion & soil management	5A - Water use efficiency	5B - Energy use efficiency	5C - Renewable sources & waste management	5D - Greenhouse Gas & ammonia emissions	5E - Carbon conservation & sequestration	6A - Diversification & job creation	6B - Local development	6C - ICT - Information & communication technologies		
M01 - Knowledge transfer & information actions				17%	8%	11%		30%			6%	4%		4%		16%	5%		100%	6.6
M02 - Advisory services				40%	12%			36%			12%								100%	6.7
M03 - Quality schemes						100%													100%	7.6
M04 - Investments in physical assets				23%	12%	48%		3%			13%	2%	0.5%	0.5%					100%	378.8
M05 - Damage/restoration /prevention actions																				
M06 - Farm & business development				95%												5%			100%	64.7
M07 - Basic services & village renewal																	100%		100%	26.6
M08 - Investments in forest areas								61%							36%	3.3%			100%	426.8
M09 - Producers groups & organisations						100%													100%	7.9
M10 - Agri-environment-climate								100%											100%	93.7
M11 - Organic farming								100%											100%	214.2
M12 - Natura 2000 & WFD								100%											100%	24.2
M13 - Areas with constraints								100%											100%	64.4
M14 - Animal welfare																				
M15 - Forest-environmental-climate								100%											100%	3.8
M16 - Cooperation				3%		7%	48%	7%			4%	18%	7%	4%	4%				100%	5.8
M17 - Risk management																				
M18 - Complementary payments to Croatia																				
M19 - LEADER/CLLD																	100%		100%	134.4

6. Additional info

Date of RDP approval	30/10/2015
Spanish National Rural Network	Red Rural Nacional http://www.magrama.gob.es/es/desarrollo-rural/temas/red-rural-nacional/
Managing authority	Dirección General de Desarrollo Rural de la Consejería de Agricultura, Medio Ambiente y Desarrollo Rural
Paying agency	Consejería de Agricultura, Medio Ambiente y Desarrollo Rural
Coordination body	Dirección General de Desarrollo Rural y Política Forestal
RDP country documents	http://ec.europa.eu/agriculture/rural-development-2014-2020/country-files/es_en.htm
National Partnership Agreement summary	http://ec.europa.eu/contracts_grants/pa/partnership-agreement-spain-summary_en.pdf
Partnership Agreement	http://www.dgfc.sggp.meh.es/sitios/dgfc/es-ES/ipr/fcp1420/p/pa/Paginas/inicio.aspx
Rural Development Regulation 2014-2020	Regulation (EU) N° 1305/2013 of the European Parliament and of the Council on support for rural development by the European Agricultural Fund for Rural Development (EAFRD) [PDF en]

Source of information: All data and the figures presented in this summary come from the European Commission approved version of the Spain – Castilla la Mancha 2014-2020 Rural Development Programme. The examples of expected achievements and key challenges on page 1 were retrieved from: DG AGRI, Factsheet on 2014-2020 Rural Development Programme for Castilla la Mancha, October 2015.

Disclaimer: This document aims to provide an accessible summary of selected RDP content. The information provided should not be considered a comprehensive account of the original RDP content.

Summary version: Version 1

Last updated: December 2015

Corresponding RDP: Castilla-La Mancha 2014-2020 RDP, code 2014ES06RDRP007, version 1.2, approved 30/10/2015.



The European Network for
Rural Development

ENRD Contact Point
Rue de la Loi, 38 Boîte n.4 - 1040
Brussels, Belgium
Tel. +32 2 801 38 00
email: info@enrd.eu
website: <http://enrd.ec.europa.eu/>