

1. General information

Geographical Area	Country	Spain
	Region	Cataluña
Rural population (1)	Inhabitants (6)	1.9 million
	% of total population (6)	26.5 %
	Density - Inhab/km2 (6)	81.3
Rural area (1)	Km2 (6)	24 373
	% of total area (6)	75.9 %
Agricultural area <i>Total Utilised Agricultural Area (UAA)</i>	Ha (4)	1.1 million
	% of total territory (7)	35.7 %
Forest and other wooded land	Ha (3)	1.9 million
	% of total area (3)	60.1 %
Total employment	People (6)	2.8 million
Rural employment (1)	% of total workforce (6)	26.6 %

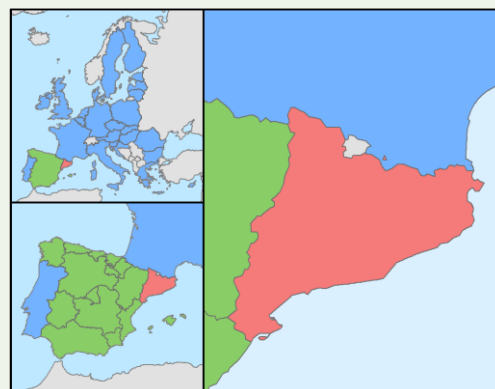
Data source: Spain - Cataluña 2014-2020 Rural Development Programme (RDP).
Note: (1) OECD definition applies, including intermediate and predominantly rural regions; (2) 2008 data; (3) 2009 data; (4) 2010 data; (5) 2011 data; (6) 2013 data; (7) 2010, calculation based on 2013 total region territory data.

EAFRD* support: EUR 348 652 161 <i>0.4 % of Total EAFRD support for EU-28</i>	+	National contribution: EUR 461 988 034	=	Planned total public expenditure: EUR 810 640 195
--	---	--	---	---

* European Agricultural Fund for Rural Development (EAFRD)

Primary sector contribution to Grss Value Added (GVA)	% of total (5)	1.2 %
No of agricultural holdings	No (4)	60 840
Average farm size	ha UAA/holding (4)	18.9
Farmland Birds Index (FBI)	Index 2000 = 100	84.2
	<i>From 2000 to 2008 the FBI measuring the relative abundance of farmland bird species decreased by 15.8 %.</i>	

Map: Spain - Cataluña



Examples of expected achievements

- Farm investments will support modernization and restructuring of around 6.5 % of all farms (3 950 farmers) in the region.
- About 3 % of farms (1 800 farmers) will receive support for young farmers to launch their businesses.
- Around 4 % of farms (2 454 farmers) will receive support to invest in processing and marketing of agricultural products.
- Around 5.2 % of the agricultural land will be under contracts for biodiversity, 6.2 % for water management and 2% for soil management. As well, support will be given to convert 8 600 hectares to organic farming and to maintain organic farming on 16 500 hectares.
- In addition 2.3 % of the region's irrigated area will switch to more efficient irrigation systems.
- Local Development Strategies (LDSs) will improve the living conditions of the rural population and create 600 new jobs as well as new business opportunities. Also, they will cover nearly 39 % of the rural population in Cataluña.

Examples of key challenges

- The key challenges of the region are to establish specific policies for young people in rural areas to promote their economic and social development.
- Another need is to promote economic recovery and job creation, with a focus on the agricultural, food, forestry and rural areas. It should stimulate innovation and knowledge transfer in the food sector and promote actions to mitigate and adapt to climate change and the protection of natural resources.

Source: DG AGRI, *Factsheet on 2014-2020 Rural Development Programme for Cataluña*, July 2015
http://ec.europa.eu/agriculture/rural-development-2014-2020/country-files/es/factsheet-cataluna_en.pdf

2. RDP focus areas: planned expenditure, measures and 2023 targets

This section illustrates each rural development priority (P) with a focus on: the indicative budget per Focus Area (FA) and its breakdown by selected measure; and the relation between the indicative planned total public expenditure and the expected 2023 targets set by the Managing Authority for each focus area. The target indicators identified with the country code (ES_CAT) are specific to the Spain - Cataluña Programme.

P1 - Knowledge transfer & innovation: Fostering knowledge transfer and innovation in agriculture, forestry, and rural areas

Priority 1 is considered a cross-cutting priority: the budget under Priorities 2 - 6 contributes to the achievement of Priority 1 targets.

Focus Area 1A. Innovation & cooperation

Target indicator	Value
T1 - % of expenditure under Articles 14, 15 and 35 of Regulation (EU) No 1305/2013 in relation to the total expenditure for the RDP	4.9 %

Focus Area 1B. Links with research & innovation

Target indicator	Value
T2 - Total number of cooperation operations supported under the cooperation measure (Article 35 of Regulation (EU) No 1305/2013) (groups, networks/clusters, pilot projects...), of which: Nr of EIP operational groups to be supported (establishment and operation)	120 100

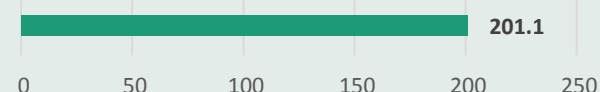
Focus Area 1C. Lifelong learning & vocational training

Target indicator	Value
T3 - Total number of participants trained under Article 14 of Regulation (EU) No 1305/2013	18 900

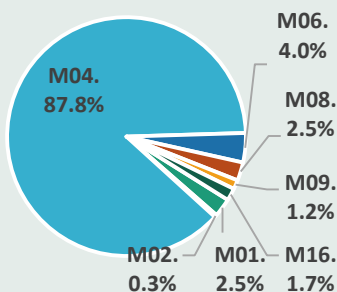
P2 – Competitiveness: Enhancing farm viability and competitiveness of all types of agriculture in all regions and promoting innovative farm technologies and sustainable management of forest

Focus Area 2A. Farm's performance, restructuring & modernization

Total public budget (million EUR)




Breakdown of FA budget by measure (%)



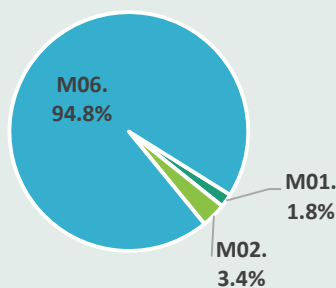
Target indicator	Value
T4 - % of agricultural holdings with RDP support for investments in restructuring or modernisation	6.5 %

Focus Area 2B. Entry of skilled/younger farmers

Total public budget (million EUR)



Breakdown of FA budget by measure (%)

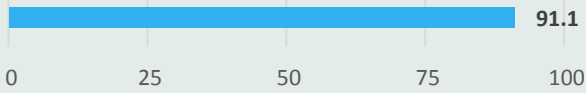


Target indicator	Value
T5 - % of agricultural holdings with RDP supported business development plan/investments for young farmers	3.0 %

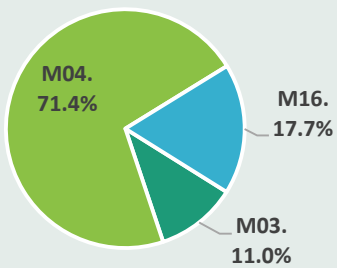
P3 – Food chain: Promoting food chain organisation, including processing and marketing of agricultural products, animal welfare and risk management in agriculture

Focus Area 3A. Agri-food chain integration & quality

Total public budget (million EUR)



Breakdown of FA budget by measure (%)



Measure	m EUR
M03	10.0
M04	65.0
M16	16.1

Target indicator

Value

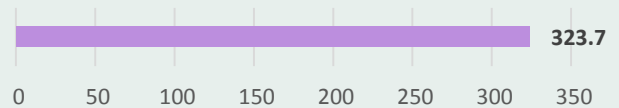
T6 - % of agricultural holdings receiving support for participating in quality schemes, local markets and short supply circuits, and producer groups/organisations	4.0 %
ES_CAT01_Number of investment operations in transformation and commercialisation	342

P4 – Ecosystems management: Restoring, preserving and enhancing ecosystems related to agriculture and forestry

Focus Areas

- 4A. Biodiversity's restoration, preservation & enhancement
- 4B. Water management
- 4C. Soil erosion & soil management

Total public budget (million EUR)

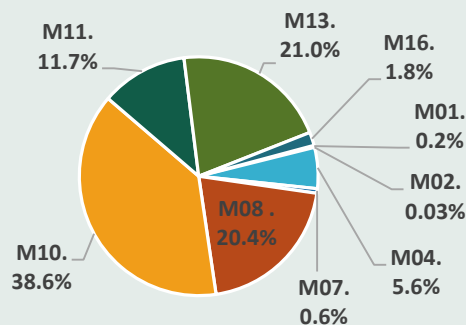


Target indicator

Value

T8 - % of forest/other wooded area under management contracts supporting biodiversity	1.1 %
T9 - % of agricultural land under management contracts supporting biodiversity and/or landscapes	5.2 %
T10 - % of agricultural land under management contracts to improve water management	6.2 %
T12 - % of agricultural land under management contracts to improve soil management and/or prevent soil erosion.	2.1 %

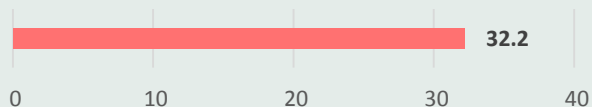
Breakdown of FA budget by measure (%)



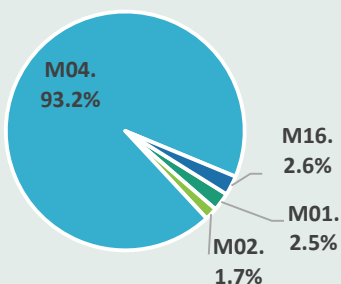
P5 - Resource efficiency & climate: Promoting resource efficiency and supporting the shift towards a low carbon and climate resilient economy in agriculture, food and forestry sectors

Focus Area 5A. Water use efficiency

Total public budget (million EUR)



Breakdown of FA budget by measure (%)



Target indicator

Value

T14 - % of irrigated land switching to more efficient irrigation system

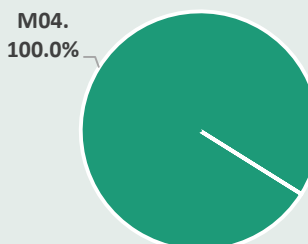
2.3 %

Focus Area 5B. Energy use efficiency

Total public budget (million EUR)



Breakdown of FA budget by measure (%)



Target indicator

Value

T15 - Total investment for energy efficiency (EUR)

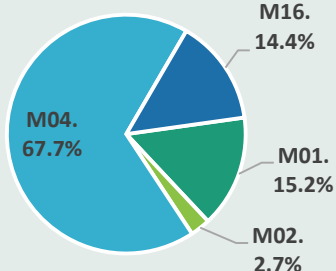
32 m

Focus Area 5C. Renewable sources & waste management

Total public budget (million EUR)



Breakdown of FA budget by measure (%)



Target indicator

Value

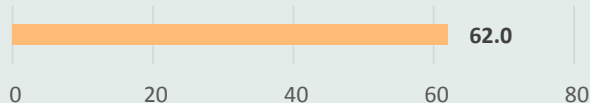
T16 - Total investment in renewable energy production (EUR)

12 m

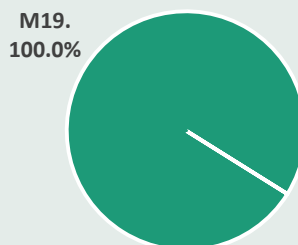
P6 - Social inclusion & local development: Promoting social inclusion poverty reduction and economic development in rural areas

Focus Area 6B. Local development

Total public budget (million EUR)



Breakdown of FA budget by measure (%)



Target indicator

Value

T21 - % of rural population covered by local development strategies

38.9 %

T23 - Jobs created in supported projects (LEADER)

600

3. Planned expenditure per priority

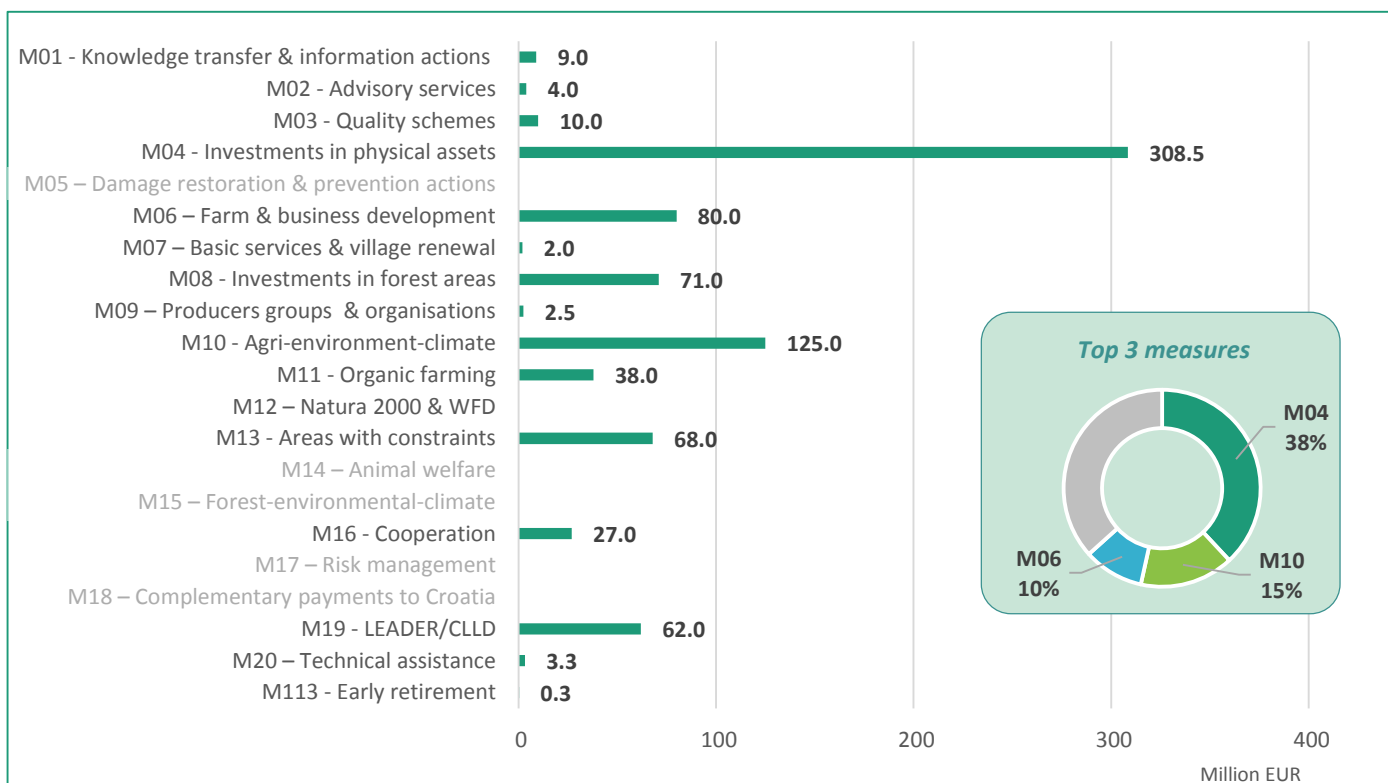
The following table shows how the planned total public expenditure (comprising the EAFRD support and the national contribution) is allocated between rural development priorities. Priority 1 is considered to be cross-cutting and no separate financial allocation is shown as the expenditure is distributed across other focus areas.

Priority	Total public expenditure per priority (million EUR)	% of total public expenditure*	
P1 - Knowledge transfer & innovation	P2 - Competitiveness	277.1	34.2 %
	P3 - Food chain & risk management	91.1	11.2 %
	P4 - Ecosystems management	323.7	39.9 %
	P5 - Resource efficiency & climate	53.1	6.6 %
	P6 - Social inclusion & local development	62.0	7.7 %

* Figures do not add up to 100 % because the budget for technical assistance is not included. The budget for technical assistance is available in Section 4.

4. Planned expenditure per measure (million EUR)

The following chart shows the indicative planned total public expenditure per measure (comprising the EAFRD support and the national contribution). The measures illustrated in the chart are the complete list of measures selected within the RDP. Measures in color light gray were not selected by the region.



5. Choice of measures by priority and focus areas

The following chart shows which priorities and focus areas are selected in the RDP and the combination of measures used to address them. For each measure the budget breakdown per focus area is given. Priority 1 is considered to be cross-cutting and no separate financial allocation is shown as the expenditure is distributed across other focus areas. Expenditure under Priority 4 is programmed for the priority as a whole, not for individual focus areas.

Priority	P1 Knowledge transfer & innovation			P2 Competitiveness		P3 Food chain & risk management		P4 Ecosystems management			P5 Resource efficiency & climate					P6 Social inclusion & local development		Total	Planned expenditure (million EUR)	
	1A - Innovation & cooperation	1B - Links with research & innovation	1C - Lifelong learning & vocational training	2A - Farm's performance, restructuring & modernisation	2B - Entry of skilled/younger farmers	3A - Agri-food chain integration & quality	3B - Risk prevention & management	4A - Biodiversity's restoration, preservation & enhancement	4B - Water management	4C - Soil erosion & soil management	5A - Water use efficiency	5B - Energy use efficiency	5C - Renewable sources & waste management	5D - Greenhouse Gas & ammonia emissions	5E - Carbon conservation & sequestration	6A - Diversification & job creation	6B - Local development			6C - ICT - Information & communication technologies
M01 - Knowledge transfer & information actions				57%	16%			9%		9%		10%							100%	9.0
M02 - Advisory services				16%	64%			2%		14%		4%							100%	4.0
M03 - Quality schemes						100%													100%	10.0
M04 - Investments in physical assets				57%		21%		6%		10%	5%	1%							100%	308.5
M05 - Damage/restoration /prevention actions																				
M06 - Farm & business development				10%	90%														100%	80.0
M07 - Basic services & village renewal								100%											100%	2.0
M08 - Investments in forest areas				7%				93%											100%	71.0
M09 - Producers groups & organisations				100%															100%	2.5
M10 - Agri-environment-climate								100%											100%	125.0
M11 - Organic farming								100%											100%	38.0
M12 - Natura 2000 & WFD																				
M13 - Areas with constraints								100%											100%	68.0
M14 - Animal welfare																				
M15 - Forest-environmental-climate																				
M16 - Cooperation				12%		60%		22%		3%		3%							100%	27.0
M17 - Risk management																				
M18 - Complementary payments to Croatia																				
M19 - LEADER/CLLD																100%			100%	62.0

6. Additional info

Date of RDP approval	28/07/2015
Spanish National Rural Network	Red Rural Nacional http://www.magrama.gob.es/es/desarrollo-rural/temas/red-rural-nacional/
Managing authority	Dirección general de Desarrollo Rural
Paying agency	Secretaria general del Departament d'Agricultura, Ramaderia, Pesca, Alimentació i Medi natural
Coordination body	Dirección General de Desarrollo Rural y Política Forestal del Ministerio de Agricultura, Alimentación y Medio Ambiente
RDP country documents	http://ec.europa.eu/agriculture/rural-development-2014-2020/country-files/es_en.htm
National Partnership Agreement summary	http://ec.europa.eu/contracts_grants/pa/partnership-agreement-spain-summary_en.pdf
Partnership Agreement	http://www.dgfc.sggp.meh.es/sitios/dgfc/es-ES/ipr/fcp1420/p/pa/Paginas/inicio.aspx
Rural Development Regulation 2014-2020	Regulation (EU) N° 1305/2013 of the European Parliament and of the Council on support for rural development by the European Agricultural Fund for Rural Development (EAFRD) [PDF en]

Source of information: All data and the figures presented in this summary come from the European Commission approved version of the Spain – Cataluña 2014-2020 Rural Development Programme. The examples of expected achievements and key challenges on page 1 were retrieved from: DG AGRI, Factsheet on 2014-2020 Rural Development Programme for Cataluña, July 2015.

Disclaimer: This document aims to provide an accessible summary of selected RDP content. The information provided should not be considered a comprehensive account of the original RDP content.

Summary version: Version 1

Last updated: October 2015

Corresponding RDP: ES - Cataluña 2014-2020 RDP, code 2014ES06RDRP009, version 1.2, approved 28/07/2015



The European Network for
Rural Development

ENRD Contact Point
Rue de la Loi, 38 Boîte n.4 - 1040
Brussels, Belgium
Tel. +32 2 801 38 00
email: info@enrd.eu
website: <http://enrd.ec.europa.eu/>