

1. General information

Geographical Area	Country	Spain
	Region	Cantabria
Rural population (1)	Inhabitants (4)	578 900
	% of total population (4)	100.0 %
	Density - Inhab/km2 (4)	108.8
Rural area (1)	Km2 (4)	5 321
	% of total area (4)	100.0 %
Agricultural area <i>Total Utilised Agricultural Area (UAA)</i>	Ha (2)	235 240
	% of total territory (2)	44.2 %
Forest and other wooded land	Ha (5)	214 300
	% of total area (5)	40.3 %
Total employment	People (3)	225 600
Rural employment (1)	% of total workforce (3)	100.0 %

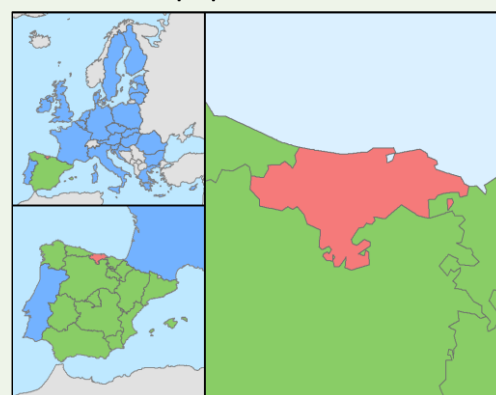
Data source: Spain- Cantabria 2014-2020 Rural Development Programme (RDP).
Note: (1) OECD definition applies, Include intermediate and predominantly rural regions; (2) 2009 data; (3) 2010 data; (4) 2012 data; (5) 2013 data.

EAFRD* support: EUR 98 800 000 <small>0.1 % of Total EAFRD support for EU-28</small>	+	National contribution: EUR 151 731 728	=	Planned total public expenditure: EUR 250 531 728
--	---	---	---	--

* European Agricultural Fund for Rural Development (EAFRD)

Primary sector contribution to Gross Value Added (GVA)	% of total (3)	2.0 %
No of agricultural holdings	No (2)	10 350
Average farm size	ha UAA/holding (2)	22.7
High Nature Value farming	% of total UAA (n/a)	47.8 %
Farmland Birds Index (FBI)	Index 2000= 100	80.0
	<i>From 2000 to 2012 the FBI measuring the relative abundance of farmland bird species decreased by 20.0 %.</i>	

Map: Spain - Cantabria



Examples of expected achievements

- More than 7 000 participants will participate in training in order to support knowledge transfer and innovation in agriculture, forestry and rural areas.
- Around 3 % of farms will receive funding for investments focused on restructuring and modernisation.
- Nearly 3 % of farms will receive support for young farmers to set up their businesses.
- About 31 400 hectares of farmland will come under management contracts to improve biodiversity. In addition nearly 2 000 farms in Cantabria are expected to convert into organic farming by the year 2023.
- Nearly 100 000 inhabitants in rural areas will benefit from local initiatives funded by LEADER, which will also create around 60 new jobs.
- Moreover, 10 000 inhabitants in rural areas will also directly benefit from new or improved services or infrastructure.

Examples of key challenges

- One of the outstanding challenges for the rural areas in Cantabria is unemployment, with a rate of 17.7 % (2012).
- The ageing of the population which, coupled with young people leaving for urban areas, may lead to land abandonment is considered a large problem in the region.

Source: DG AGRI, *Factsheet on 2014-2020 Rural Development Programme for Cantabria*, July 2015
http://ec.europa.eu/agriculture/rural-development-2014-2020/country-files/es/factsheet-cantabria_en.pdf

2. RDP focus areas: planned expenditure, measures and 2023 targets

This section illustrates each rural development priority (P) with a focus on: the indicative budget per Focus Area (FA) and its breakdown by selected measure; and the relation between the indicative planned total public expenditure and the expected 2023 targets set by the Managing Authority for each focus area.

P1 - Knowledge transfer & innovation: Fostering knowledge transfer and innovation in agriculture, forestry, and rural areas

Priority 1 is considered a cross-cutting priority: the budget under Priorities 2 - 6 contributes to the achievement of Priority 1 targets.

Focus Area 1A. Innovation & cooperation

Target indicator	Value
T1 - % of expenditure under Articles 14, 15 and 35 of Regulation (EU) No 1305/2013 in relation to the total expenditure for the RDP	0.3 %


Focus Area 1C. Lifelong learning & vocational training

Target indicator	Value
T3 - Total number of participants trained under Article 14 of Regulation (EU) No 1305/2013	7 000

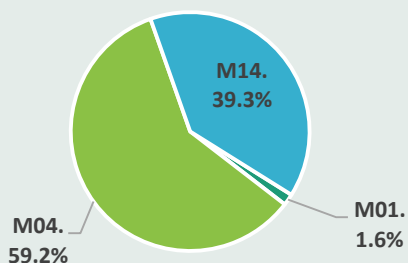
P2 – Competitiveness: Enhancing farm viability and competitiveness of all types of agriculture in all regions and promoting innovative farm technologies and sustainable management of forest

Focus Area 2A. Farm's performance, restructuring & modernization

Total public budget (million EUR)



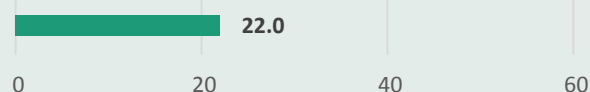
Breakdown of FA budget by measure (%)



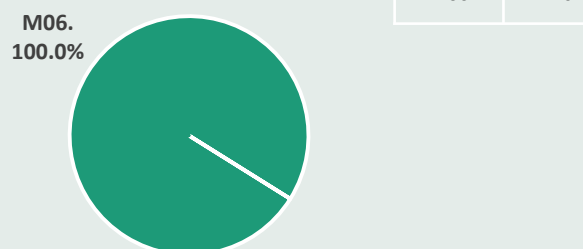
Target indicator	Value
T4 - % of agricultural holdings with RDP support for investments in restructuring or modernisation	2.9 %

Focus Area 2B. Entry of skilled/younger farmers

Total public budget (million EUR)



Breakdown of FA budget by measure (%)

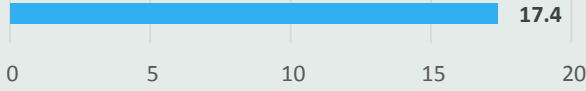


Target indicator	Value
T5 - % of agricultural holdings with RDP supported business development plan/investments for young farmers	2.9 %

P3 – Food chain & risk management: Promoting food chain organisation, including processing and marketing of agricultural products, animal welfare and risk management in agriculture

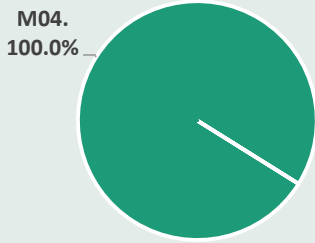
Focus Area 3A. Agri-food chain integration & quality

Total public budget (million EUR)



Breakdown of FA budget by measure (%)

Measure	m EUR
M04	17.4



Target indicator	Value
n/a	n/a

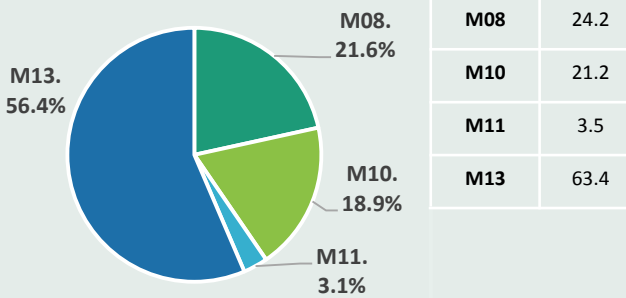
P4 – Ecosystem management: Restoring, preserving and enhancing ecosystems related to agriculture and forestry

Focus Area 4A. Biodiversity's restoration, preservation & enhancement

Total public budget (million EUR)



Breakdown of FA budget by measure (%)

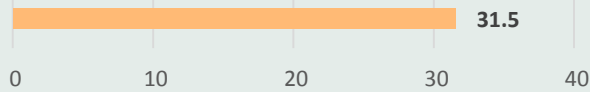


Target indicator	Value
T9 - % of agricultural land under management contracts supporting biodiversity and/or landscapes	13.4 %

P6 - Social inclusion & local development: Promoting social inclusion poverty reduction and economic development in rural areas

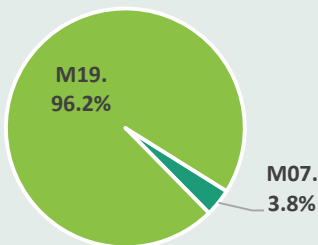
Focus Area 6B. Local development

Total public budget (million EUR)



Breakdown of FA budget by measure (%)

Measure	m EUR
M07	1.2
M19	30.3



Target indicator	Value
T21 - % of rural population covered by local development strategies	17.3 %
T22 - % rural population with improved services / infrastructures	1.7 %
T23 - Jobs created in supported projects (LEADER)	60

3. Planned expenditure per priority

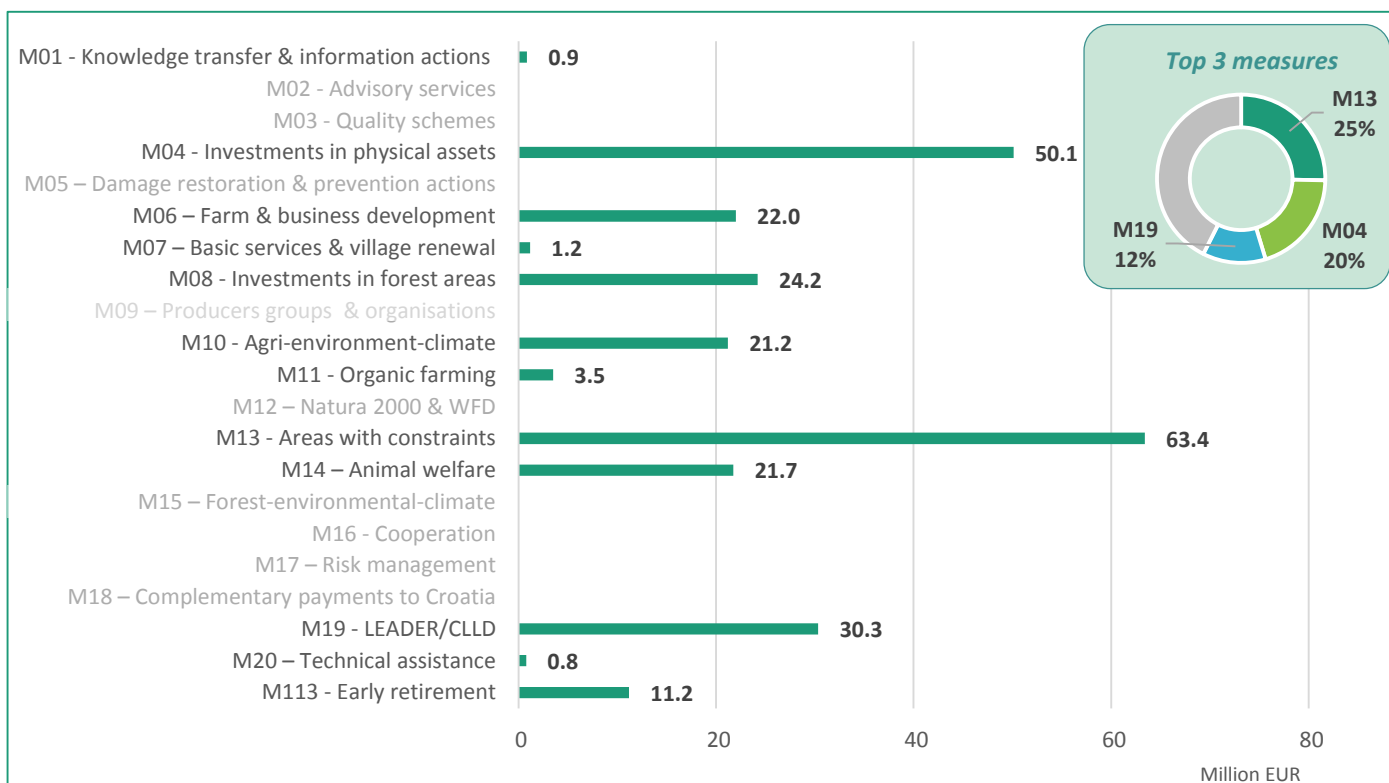
The following table shows how the planned total public expenditure (comprising the EAFRD support and the national contribution) is allocated between rural development priorities. Priority 1 is considered to be cross-cutting and no separate financial allocation is shown as the expenditure is distributed across other focus areas.

Priority	Total public expenditure per priority (million EUR)	% of total public expenditure*	
P1 - Knowledge transfer & innovation	P2 - Competitiveness	77.3	30.9 %
	P3 - Food chain & risk management	17.4	6.9 %
	P4 - Ecosystems management	112.3	44.8 %
	P5 - Resource efficiency & climate	-	-
	P6 - Social inclusion & local development	31.5	12.6 %

* Figures do not add up to 100 % because the budget for technical assistance is not included. The budget for technical assistance is available in Section 4.

4. Planned expenditure per measure (million EUR)

The following chart shows the indicative planned total public expenditure per measure (comprising the EAFRD support and the national contribution). The measures illustrated in the chart are the complete list of measures selected within the RDP. Measures in color light gray were not selected by the region.



5. Choice of measures by priority and focus areas

The following chart shows which priorities and focus areas are selected in the RDP and the combination of measures used to address them. For each measure the budget breakdown per focus area is given. Priority 1 is considered to be cross-cutting and no separate financial allocation is shown as the expenditure is distributed across other focus areas. Expenditure under Priority 4 is programmed for the priority as a whole, not for individual focus areas.

Priority	P1 Knowledge transfer & innovation			P2 Competitiveness		P3 Food chain & risk management		P4 Ecosystems management			P5 Resource efficiency & climate					P6 Social inclusion & local development		Total	Planned expenditure (million EUR)	
	1A - Innovation & cooperation	1B - Links with research & innovation	1C - Lifelong learning & vocational training	2A - Farm's performance, restructuring & modernisation	2B - Entry of skilled/younger farmers	3A - Agri-food chain integration & quality	3B - Risk prevention & management	4A - Biodiversity's restoration, preservation & enhancement	4B - Water management	4C - Soil erosion & soil management	5A - Water use efficiency	5B - Energy use efficiency	5C - Renewable sources & waste management	5D - Greenhouse Gas & ammonia emissions	5E - Carbon conservation & sequestration	6A - Diversification & job creation	6B - Local development			6C - ICT - Information & communication technologies
M01 - Knowledge transfer & information actions				100%															100%	0.9
M02 - Advisory services																				
M03 - Quality schemes																				
M04 - Investments in physical assets				65%		35%													100%	50.1
M05 - Damage/restoration /prevention actions																				
M06 - Farm & business development					100%														100%	22.0
M07 - Basic services & village renewal																100%			100%	1.2
M08 - Investments in forest areas								100%											100%	24.2
M09 - Producers groups & organisations																				
M10 - Agri-environment-climate								100%											100%	21.2
M11 - Organic farming								100%											100%	3.5
M12 - Natura 2000 & WFD																				
M13 - Areas with constraints								100%											100%	63.4
M14 - Animal welfare				100%															100%	21.7
M15 - Forest-environmental-climate																				
M16 - Cooperation																				
M17 - Risk management																				
M18 - Complementary payments to Croatia																				
M19 - LEADER/CLLD																100%			100%	30.3

6. Additional info

Date of RDP approval	20/07/2015
Spanish National Rural Network	Red Rural Nacional http://www.magrama.gob.es/es/desarrollo-rural/temas/red-rural-nacional/
Managing authority	Secretaría General de Ganadería
Paying agency	Dirección General de Desarrollo Rural
Coordination body	FEGA
RDP country documents	http://ec.europa.eu/agriculture/rural-development-2014-2020/country-files/es_en.htm
National Partnership Agreement summary	http://ec.europa.eu/contracts_grants/pa/partnership-agreement-spain-summary_en.pdf
Partnership Agreement	http://www.dgfc.sggp.meh.es/sitios/dgfc/es-ES/ipr/fcp1420/p/pa/Paginas/inicio.aspx
Rural Development Regulation 2014-2020	Regulation (EU) N° 1305/2013 of the European Parliament and of the Council on support for rural development by the European Agricultural Fund for Rural Development (EAFRD) [PDF en]

Source of information: All data and the figures presented in this summary come from the European Commission approved version of the Spain – Cantabria 2014-2020 Rural Development Programme. The examples of expected achievements and key challenges on page 1 were retrieved from: DG AGRI, Factsheet on 2014-2020 Rural Development Programme for Cantabria, July 2015.

Disclaimer: This document aims to provide an accessible summary of selected RDP content. The information provided should not be considered a comprehensive account of the original RDP content.

Summary version: Version 1

Last updated: October 2015

Corresponding RDP: ES - Cantabria 2014-2020 RDP, code 2014ES06RDRP006, version 1.3, approved 20/07/2015.



The European Network for
Rural Development

ENRD Contact Point
Rue de la Loi, 38 Boîte n.4 - 1040
Brussels, Belgium
Tel. +32 2 801 38 00
email: info@enrd.eu
website: <http://enrd.ec.europa.eu/>