

1. General information

Geographical Area	Country	Spain
	Region	Islas Baleares
Rural population (1)	Inhabitants (4)	1.1 million
	% of total population (4)	100.0 %
	Density - Inhab/km2 (4)	219.2
Rural area (1)	Km2 (4)	4 992.0
	% of total area (4)	100.0 %
Agricultural area <i>Total Utilised Agricultural Area (UAA)</i>	Ha (2)	182 320
	% of total territory (6)	36.5 %
Forest and other wooded land	Ha (5)	222 200
	% of total area (5)	44.5 %
Total employment	People (3)	0.5 million
Rural employment (1)	% of total workforce (3)	100.0 %

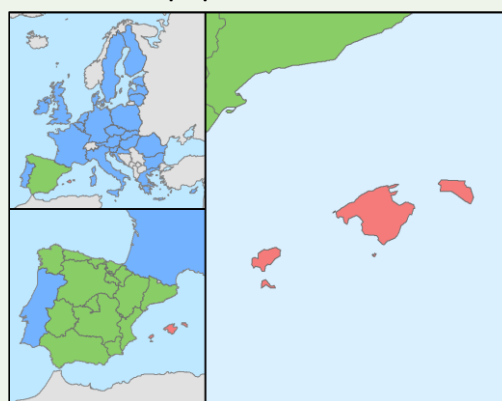
Data source: Spain – Islas Baleares 2014-2020 Rural Development Programme (RDP).
 Note: (1) OECD definition applies, including intermediate and predominantly rural regions; (2) 2009 data; (3) 2010 data; (4) 2012 data; (5) 2013 data; (6) 2009, calculation based on 2012 total region territory data.

EAFRD* support: EUR 61 000 000 <small>0.1 % of Total EAFRD support for EU-28</small>	+	National contribution: EUR 83 761 933	=	Planned total public expenditure: EUR 144 761 933
--	---	--	---	--

* European Agricultural Fund for Rural Development (EAFRD)

Primary sector contribution to Gross Value Added (GVA)	% of total (3)	0.9 %
No of agricultural holdings	No (2)	10 750
Average farm size	ha UAA/holding (2)	17.0
High Nature Value farming	% of total UAA (5)	18.6 %
Farmland Birds Index (FBI)	Index 2000 = 100	86.0
	<i>From 2000 to 2012 the FBI measuring the relative abundance of farmland bird species decreased by 14.0 %.</i>	

Map: Spain – Islas Baleares



Examples of expected achievements

- The RDP will support the implementation of 95 cooperation initiatives to open new markets with innovative approaches. The programme will also provide training to 5 700 participants.
- The programme will enable 1 000 farms - that is 9.3 % of the total – to benefit from investments support.
- The RDP will enable farmers to develop activities focused on utilization of the natural heritage of the Balearic Islands, creating 95 new jobs. Meanwhile, support for the installation of 260 young farmers will contribute to the generational renewal.
- About 20 % of SMEs in the processing and marketing sector will benefit from support for investments aimed at overcoming their lack of competitiveness. Almost 200 producers will join quality schemes.
- A tenth of farms will be under contracts to restore and preserve agricultural ecosystems, representing at least 18 000 ha. The programme will dedicate 800 ha of forest to preserve biodiversity and protect it from invasive species, so that to strengthen ecosystems and improve their environmental value.
- The RDP will dedicate 20 % of physical investments in agricultural holdings towards improving irrigation systems, towards savings in water consumption by at least 10 %.
- Around 15 % of the projects presented by the agro-food companies will focus on energy efficiency.
- A total of 800 ha will be under a contracts for fire prevention, contributing to carbon sequestration and landscape preservation.
- Local development will be promoted through the LEADER approach and will affect 40 % of the regional population.

Examples of key challenges

- A quarter of the population is exposed to the risk of poverty and youth unemployment reaches 45 %.
- The regional food chain consists mainly of a diffuse network of small businesses.
- The agricultural sector is economically marginal, but farmers manage 73% of the territory.
- Maintaining the presence of agriculture is a major challenge because in ten years (2000-2010) the Balearic Islands have lost 50 % of holdings and 20 % of the utilized agricultural area (UAA). Similarly, farmers suffered a decline in revenue by 40 % .
- The abandonment of agricultural activities and changes in land use are key challenges faced in the region.

2. RDP focus areas: planned expenditure, measures and 2023 targets

This section illustrates each rural development priority (P) with a focus on: the indicative budget per Focus Area (FA) and its breakdown by selected measure; and the relation between the indicative planned total public expenditure and the expected 2023 targets set by the Managing Authority for each focus area. The target indicators identified with the country code (ES_BAL) are specific to the Islas Baleares Programme.

P1 - Knowledge transfer & innovation: Fostering knowledge transfer and innovation in agriculture, forestry, and rural areas

Priority 1 is considered a cross-cutting priority: the budget under Priorities 2 - 6 contributes to the achievement of Priority 1 specific targets.

Focus Area 1A. Innovation & cooperation

Target indicator	Value
T1 - % of expenditure under Articles 14, 15 and 35 of Regulation (EU) No 1305/2013 in relation to the total expenditure for the RDP	6.3 %

Focus Area 1C. Lifelong learning & vocational training

Target indicator	Value
T3 - Total number of participants trained under Article 14 of Regulation (EU) No 1305/2013	5 700

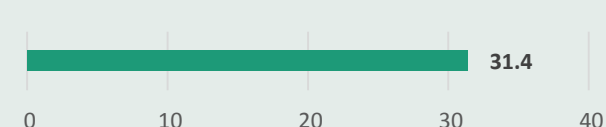
Focus Area 1B. Links with research & innovation

Target indicator	Value
T2 - Total number of cooperation operations supported under the cooperation measure (Article 35 of Regulation (EU) No 1305/2013) (groups, networks/clusters, pilot projects...), of which: Nr of EIP operational groups to be supported (establishment and operation)	95 0

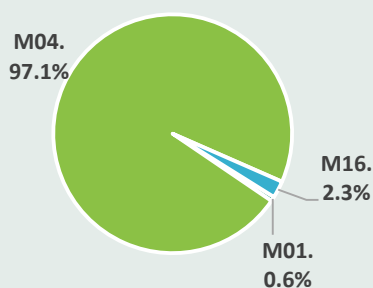
P2 – Competitiveness: Enhancing farm viability and competitiveness of all types of agriculture in all regions and promoting innovative farm technologies and sustainable management of forest

Focus Area 2A. Farm's performance, restructuring & modernization

Total public budget (million EUR)




Breakdown of FA budget by measure (%)



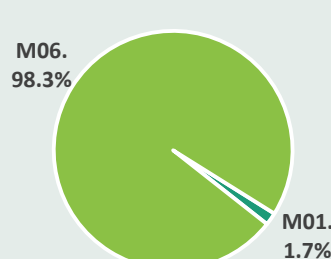
Target indicator	Value
T4 - % of agricultural holdings with RDP support for investments in restructuring or modernisation	9.3 %

Focus Area 2B. Entry of skilled/younger farmers

Total public budget (million EUR)



Breakdown of FA budget by measure (%)




Target indicator	Value
T5 - % of agricultural holdings with RDP supported business development plan/investments for young farmers	2.4 %

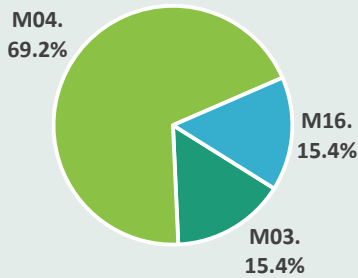
P3 – Food chain & risk management: Promoting food chain organisation, including processing and marketing of agricultural products, animal welfare and risk management in agriculture

Focus Area 3A. Agri-food chain integration & quality

Total public budget (million EUR)



Breakdown of FA budget by measure (%)



Measure	m EUR
M03	4.4
M04	19.6
M16	4.4

Target indicator

Value

T6 - % of agricultural holdings receiving support for participating in quality schemes, local markets and short supply circuits, and producer groups/organisations	1.8 %
ES_BAL01 - % of agri-food industries supported under measure 4.2	20.0 %

Focus Area 3B. Risk prevention & management

Target indicator

Value

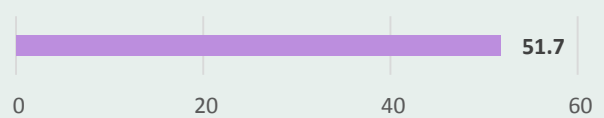
ES_BAL02 - % forest area under prevention activities in forest damage caused by fire, natural disasters and catastrophes	0.4 %
--	-------

P4 – Ecosystems management: Restoring, preserving and enhancing ecosystems related to agriculture and forestry

Focus Areas

- 4A. Biodiversity's restoration, preservation & enhancement
- 4B. Water management
- 4C. Soil erosion & soil management

Total public budget (million EUR)

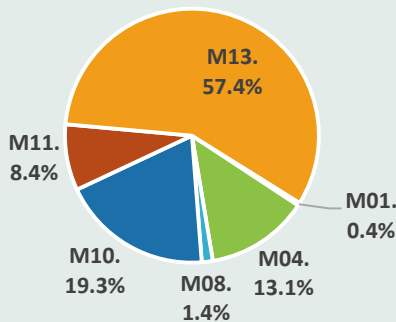


Target indicator

Value

T8 - % of forest/other wooded area under management contracts supporting biodiversity	0.7 %
T9 - % of agricultural land under management contracts supporting biodiversity and/or landscapes	10.0 %
T10 - % of agricultural land under management contracts to improve water management	10.0 %
T11 - % of forestry land under management contracts to improve water management	0.7 %
T12 - % of agricultural land under management contracts to improve soil management and/or prevent soil erosion	10.0 %
T13 - % of forestry land under management contracts to improve soil management and/or prevent soil erosion	0.7 %

Breakdown of FA budget by measure (%)



Measure	m EUR
M01	0.2
M04	6.8
M08	0.7
M10	10.0
M11	4.4
M13	29.7

P5 - Resource efficiency & climate: Promoting resource efficiency and supporting the shift towards a low carbon and climate resilient economy in agriculture, food and forestry sectors

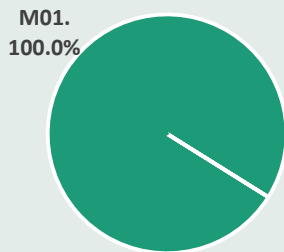
Focus Area 5A. Water use efficiency

Total public budget (million EUR)



Breakdown of FA budget by measure (%)

Measure	m EUR
M01	0.2




Target indicator

Value

ES_BAL03 - % of investment projects (4.1) that include investments to reduce the consumption of ground water for irrigation	20.0 %
---	--------

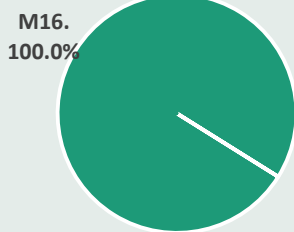
Focus Area 5D. Greenhouse Gas (GHG) & ammonia emissions

Total public budget (million EUR)



Breakdown of FA budget by measure (%)

Measure	m EUR
M16	2.9



Target indicator

Value

ES_BAL06 - % of UAA affected by the AEM 10.1.4 to reduce GHG and NH3 emissions	2.0 %
ES_BAL07 - % of agricultural area affected by the AEM 10.1.1 integrated production	3.0 %

Focus Area 5B. Energy use efficiency

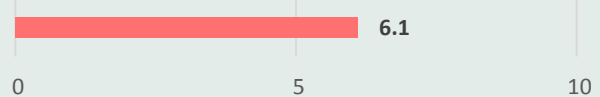
Target indicator

Value

ES_BAL04 - % Of investment projects (4.2) incorporating aiming at better energy efficiency investments	15.0 %
--	--------

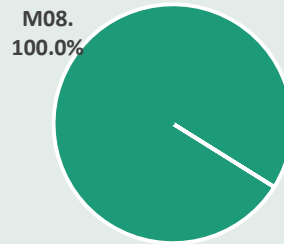
Focus Area 5C. Renewable sources & waste management

Total public budget (million EUR)



Breakdown of FA budget by measure (%)

Measure	m EUR
M08	6.1



Target indicator

Value

ES_BAL05 - Forestry area under contract to prevent fire and add value to biomass	800.0
--	-------

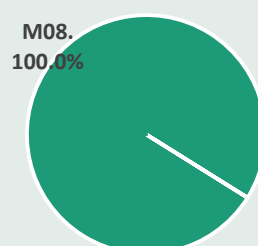
Focus Area 5E. Carbon conservation & sequestration

Total public budget (million EUR)



Breakdown of FA budget by measure (%)

Measure	m EUR
M08	0.5



Target indicator

Value

T19 - % of agricultural and forest land under management contracts contributing to carbon sequestration and conservation	8.5 %
--	-------

P6 - Social inclusion & local development: Promoting social inclusion poverty reduction and economic development in rural areas

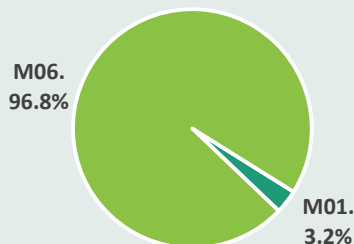
Focus Area 6A. Diversification & job creation

Total public budget (million EUR)



Breakdown of FA budget by measure (%)

Measure	m EUR
M01	0.2
M06	5.8



Target indicator

Value

T20 - Jobs created in supported projects

95

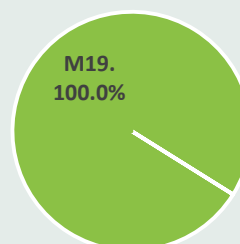
Focus Area 6B. Local development

Total public budget (million EUR)



Breakdown of FA budget by measure (%)

Measure	m EUR
M19	3.9



Target indicator

Value

T21 - % of rural population covered by local development strategies

40.8 %

T23 - Jobs created in supported projects (Leader)

60

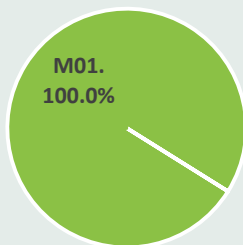
Focus Area 6C. Information & communication technologies (ICT)

Total public budget (million EUR)



Breakdown of FA budget by measure (%)

Measure	m EUR
M01	0.2



Target indicator

Value

ES_BAL07 - % of the total public expenditure dedicated to training that supports the better use of ICT in rural areas.

13.3 %

3. Planned expenditure per priority

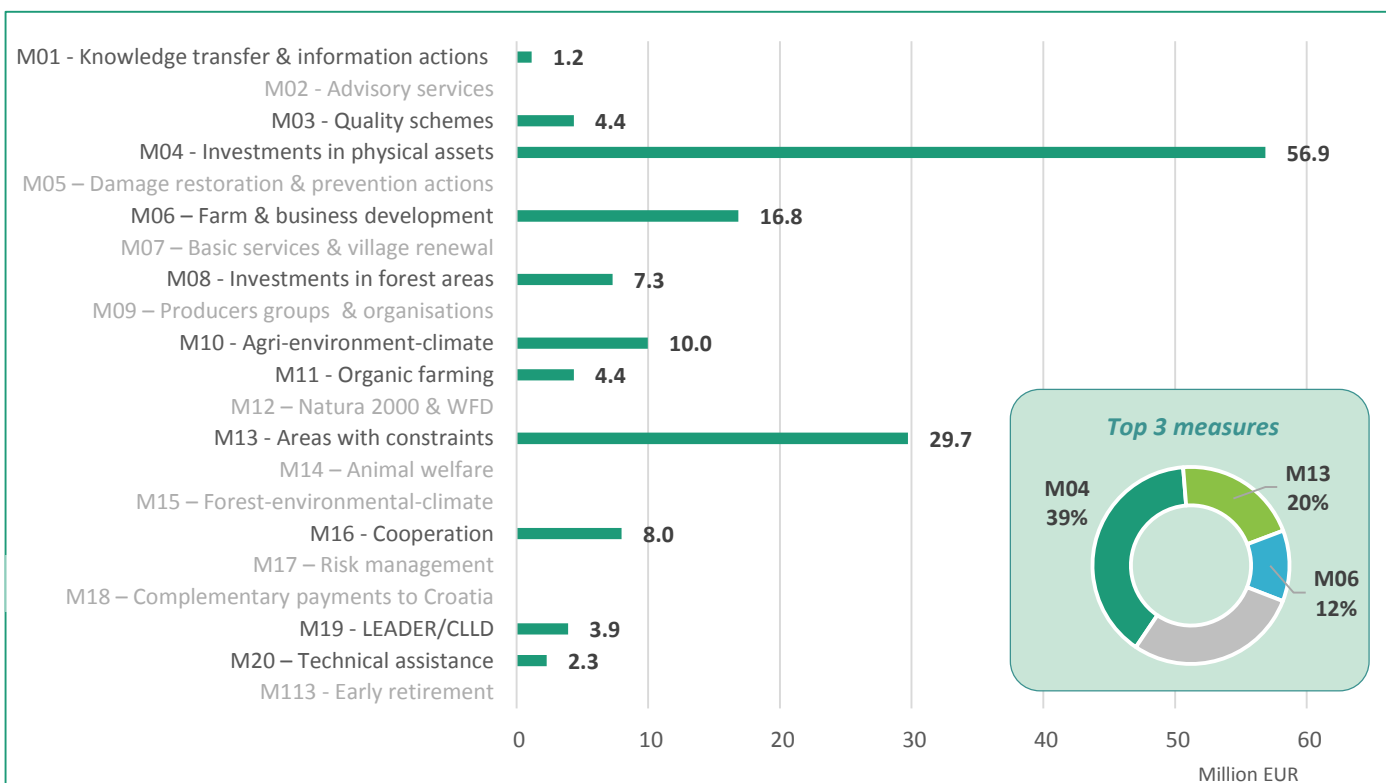
The following table shows how the planned total public expenditure (comprising the EAFRD support and the national contribution) is allocated between rural development priorities. Priority 1 is considered to be cross-cutting and no separate financial allocation is shown as the expenditure is distributed across other focus areas.

Priority	Total public expenditure per priority (million EUR)	% of total public expenditure*	
P1 - Knowledge transfer & innovation	P2 - Competitiveness	42.7	29.5 %
	P3 - Food chain & risk management	28.3	19.5 %
	P4 - Ecosystems management	51.7	35.8 %
	P5 - Resource efficiency & climate	9.7	6.7 %
	P6 - Social inclusion & local development	10.1	7.0 %

* Figures do not add up to 100 % because the budget for technical assistance is not included. The budget for technical assistance is available in Section 4.

4. Planned expenditure per measure (million EUR)

The following chart shows the indicative planned total public expenditure per measure (comprising the EAFRD support and the national contribution). The measures illustrated in the chart are the complete list of measures selected within the RDP. Measures in color light gray were not selected by the region.



5. Choice of measures by priority and focus areas

The following chart shows which priorities and focus areas are selected in the RDP and the combination of measures used to address them. For each measure the budget breakdown per focus area is given. Priority 1 is considered to be cross-cutting and no separate financial allocation is shown as the expenditure is distributed across other focus areas. Expenditure under Priority 4 is programmed for the priority as a whole, not for individual focus areas.

Priority	P1 Knowledge transfer & innovation			P2 Competitiveness		P3 Food chain & risk management		P4 Ecosystems management			P5 Resource efficiency & climate					P6 Social inclusion & local development			Total	Planned expenditure (million EUR)
	1A - Innovation & cooperation	1B - Links with research & innovation	1C - Lifelong learning & vocational training	2A - Farm's performance, restructuring & modernisation	2B - Entry of skilled/younger farmers	3A - Agri-food chain integration & quality	3B - Risk prevention & management	4A - Biodiversity's restoration, preservation & enhancement	4B - Water management	4C - Soil erosion & soil management	5A - Water use efficiency	5B - Energy use efficiency	5C - Renewable sources & waste management	5D - Greenhouse Gas & ammonia emissions	5E - Carbon conservation & sequestration	6A - Diversification & job creation	6B - Local development	6C - ICT - Information & communication technologies		
M01 - Knowledge transfer & information actions				17%	17%			17%			17%				17%		17%	100%	1.2	
M02 - Advisory services																				
M03 - Quality schemes						100%												100%	4.4	
M04 - Investments in physical assets				54%		34%		12%										100%	56.9	
M05 - Damage/restoration /prevention actions																				
M06 - Farm & business development					66%										34%			100%	16.9	
M07 - Basic services & village renewal																				
M08 - Investments in forest areas								10%				84%		6%				100%	7.3	
M09 - Producers groups & organisations																				
M10 - Agri-environment-climate								100%										100%	10.0	
M11 - Organic Farming								100%										100%	4.4	
M12 - Natura 2000 & WFD																				
M13 - Areas with constraints								100%										100%	29.7	
M14 - Animal Welfare																				
M15 - Forest-environmental-climate																				
M16 - Cooperation				9%		55%							36%					100%	8.0	
M17 - Risk management																				
M18 - Complementary payments to Croatia																				
M19 - LEADER/CLLD															100%			100%	3.9	

6. Additional info

Date of RDP approval	18/11/2015
Spanish National Rural Network	Red Rural Nacional http://www.magrama.gob.es/es/desarrollo-rural/temas/red-rural-nacional/
Managing authority	Adjunto a la gerencia del Fondo de Garantía Agraria y Pesquera
Paying agency	Dirección Gerencia del Fondo de Garantía Agraria y Pesquera de las Islas Baleares
Coordination body	Dirección General de Desarrollo Rural y Política Forestal. MAGRAMA
RDP country documents	http://ec.europa.eu/agriculture/rural-development-2014-2020/country-files/es_en.htm
National Partnership Agreement summary	http://ec.europa.eu/contracts_grants/pa/partnership-agreement-spain-summary_en.pdf
Partnership Agreement	http://www.dgfc.sggp.meh.es/sitios/dgfc/es-ES/ipr/fcp1420/p/pa/Paginas/inicio.aspx
Rural Development Regulation 2014-2020	Regulation (EU) N° 1305/2013 of the European Parliament and of the Council on support for rural development by the European Agricultural Fund for Rural Development (EAFRD) [PDF en]

Source of information: All data and the figures presented in this summary come from the European Commission approved version of the Islas Baleares 2014-2020 Rural Development Programme. The examples of expected achievements and key challenges on page 1 were retrieved from: DG AGRI, Factsheet on 2014-2020 Rural Development Programme for Islas Baleares, November 2015.

Disclaimer: This document aims to provide an accessible summary of selected RDP content. The information provided should not be considered a comprehensive account of the original RDP content.

Summary version: Version 1

Last updated: January, 2016

Corresponding RDP: Islas Baleares 2014-2020 RDP, code 2014ES06RDRP004, version 1.2, approved 18/11/2015.



The European Network for
Rural Development

ENRD Contact Point
Rue de la Loi, 38 Boîte n.4 - 1040
Brussels, Belgium
Tel. +32 2 801 38 00
email: info@enrd.eu
website: <http://enrd.ec.europa.eu/>