

## 1. General information

Geographical Area	Country	Spain
	Region	Andalucia
Rural population (1)	Inhabitants (5)	5.6 million
	% of total population (5)	66.5 %
	Density - Inhab/km2 (5)	95.0
Rural area (1)	Km2 (5)	58 778
	% of total area (5)	67.1 %
Agricultural area <i>Total Utilised Agricultural Area (UAA)</i>	Ha (5)	4.4 million
	% of total territory (5)	49.9 %
Forest and other wooded land	Ha (4)	4.5 million
	% of total area (4)	51.0 %
Total employment	People (5)	2.7 million
Rural employment (1)	% of total workforce (5)	42.5 %

Data source: Spain - Andalucia 2014-2020 Rural Development Programme (RDP).  
Note: (1) OECD definition applies, including intermediate and predominantly rural regions; (2) 2008 data; (3) 2010 data; (4) 2012 data; (5) 2013 data.

**EAFRD\* support:**  
EUR 1 910 461 300  
2.0 % of Total EAFRD support for EU-28



**National contribution:**  
EUR 539 495 880

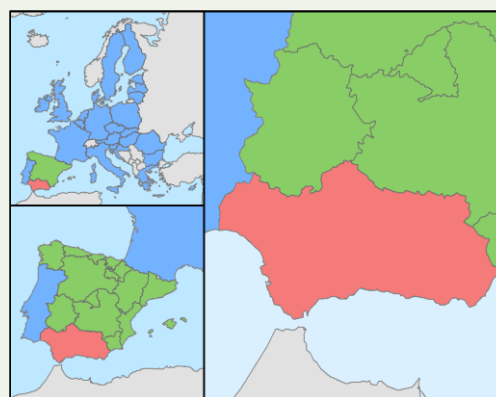


**Planned total public expenditure:**  
EUR 2 449 957 180

\* European Agricultural Fund for Rural Development (EAFRD)

Primary sector contribution to Gross Value Added (GVA)	% of total (5)	5.7 %
No of agricultural holdings	No (5)	244 567
Average farm size	ha UAA/holding (5)	17.9
High Nature Value farming	% of total UAA (3)	41.8 %
Farmland Birds Index (FBI)	Index 2000 = 100	84.2
	<i>From 2000 to 2008 the FBI measuring the relative abundance of farmland bird species decreased by 15.8 %.</i>	

Map: Spain - Andalucia



### Examples of expected achievements

- Andalusia will support the development of innovative solutions through 250 operational groups under the European Innovation Partnership (EIP) and it will create almost 63 000 places in training courses targeted the farm and forestry sectors.
- Farm investments supported by the RDP will aim at modernising and restructuring around 2.4 % of all farms in the region, while 1.1 % of farms will receive support for young farmers to launch their businesses.
- The region will support the participation in quality schemes, local markets and short supply chain circuits and producer groups or organisations for more than 10 000 farmers. Around 370 holdings will receive support to improve animal welfare.
- About 15 % of the agricultural land will be under contract for biodiversity, 16 % for water management and 17 % for soil management. Moreover, 23 % of the forest area will be under risk prevention actions.
- Almost 9 % of the region's irrigated area will switch to more efficient irrigation systems.
- Around 1 % of forest land will receive investment support to improve resilience and environmental value of forest ecosystems.
- The region will support Local Development Strategies (LDS) through 52 Local Action Groups (LAGs) that will create around 1 600 new jobs and new business opportunities. Another 800 jobs will be created through investments on non-agricultural activities, basic services and village renewal (including tourism and broadband infrastructure) as well as forest products and technologies.

### Examples of key challenges

- Unemployment is an important challenge as the rate is 34.8 % (2014) and more than 60 % among young people.
- Another key challenges of the region include the lack of young farmers in the primary sector and the need to increase the size of holdings (with an average size of 18 hectares which is below the Spanish average).
- On the environmental side, Natura 2000 areas cover 29 % of the regional territory (11 % of the UAA) and 18 % has been designated as nitrates vulnerable zones. The water balance is negative and the region faces problems of erosion (with risk of desertification).
- The ageing of the population which, coupled with young people leaving for urban areas, may lead to land abandonment is considered a large problem in the region.

Source: DG AGRI, *Factsheet on 2014-2020 Rural Development Programme for Andalucia*, August 2015  
[http://ec.europa.eu/agriculture/rural-development-2014-2020/country-files/es\\_en.htm](http://ec.europa.eu/agriculture/rural-development-2014-2020/country-files/es_en.htm)

## 2. RDP focus areas: planned expenditure, measures and 2023 targets

This section illustrates each rural development priority (P) with a focus on: the indicative budget per Focus Area (FA) and its breakdown by selected measure; and the relation between the indicative planned total public expenditure and the expected 2023 targets set by the Managing Authority for each focus area. The target indicators identified with the country code (ES\_AND) are specific to the Andalusia Programme.

### P1 - Knowledge transfer & innovation: Fostering knowledge transfer and innovation in agriculture, forestry, and rural areas

Priority 1 is considered a cross-cutting priority: the budget under Priorities 2 - 6 contributes to the achievement of Priority 1 targets.

#### Focus Area 1A. Innovation & cooperation

Target indicator	Value
T1 - % of expenditure under Articles 14, 15 and 35 of Regulation (EU) No 1305/2013 in relation to the total expenditure for the RDP	5.9 %

#### Focus Area 1B. Links with research & innovation

Target indicator	Value
T2 - Total number of cooperation operations supported under the cooperation measure (Article 35 of Regulation (EU) No 1305/2013) (groups, networks/clusters, pilot projects...), of which: Nr of EIP operational groups to be supported (establishment and operation)	335 250

#### Focus Area 1C. Lifelong learning & vocational training

Target indicator	Value
T3 - Total number of participants trained under Article 14 of Regulation (EU) No 1305/2013	62 712

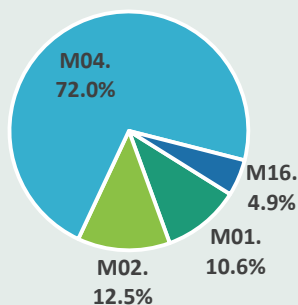
### P2 – Competitiveness: Enhancing farm viability and competitiveness of all types of agriculture in all regions and promoting innovative farm technologies and sustainable management of forest

#### Focus Area 2A. Farm's performance, restructuring & modernization

Total public budget (million EUR)



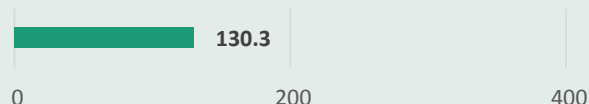
Breakdown of FA budget by measure (%)



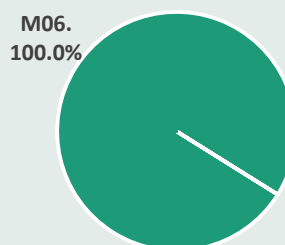
Target indicator	Value
T4 - % of agricultural holdings with RDP support for investments in restructuring or modernisation	2.4 %

#### Focus Area 2B. Entry of skilled/younger farmers

Total public budget (million EUR)



Breakdown of FA budget by measure (%)

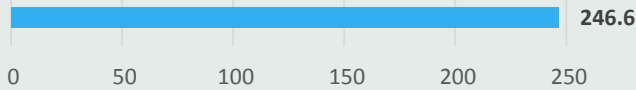


Target indicator	Value
T5 - % of agricultural holdings with RDP supported business development plan/investments for young farmers	1.1 %

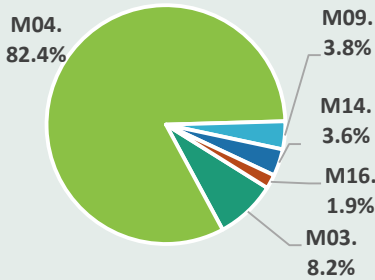
### P3 – Food chain & risk management: Promoting food chain organisation, including processing and marketing of agricultural products, animal welfare and risk management in agriculture

#### Focus Area 3A. Agri-food chain integration & quality

Total public budget (million EUR)



Breakdown of FA budget by measure (%)



Measure m EUR

Target indicator


Value

T6 - % of agricultural holdings receiving support for participating in quality schemes, local markets and short supply circuits, and producer groups/organisations

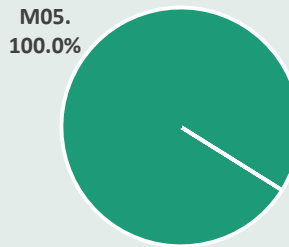
4.4 %

#### Focus Area 3B. Risk prevention & management

Total public budget (million EUR)



Breakdown of FA budget by measure (%)



Measure m EUR

Target indicator

Value

T7 - % of farms participating in risk management schemes

0.1 %

### P4 – Ecosystems management: Restoring, preserving and enhancing ecosystems related to agriculture and forestry

Focus Areas

- 4A. Biodiversity's restoration, preservation & enhancement
- 4B. Water management
- 4C. Soil erosion & soil management

Total public budget (million EUR)



Target indicator

Value

ES\_AND01 - % forest areas protected by fire prevention operations

23.5 %

T9 - % of agricultural land under management contracts supporting biodiversity and/or landscapes

15.0 %

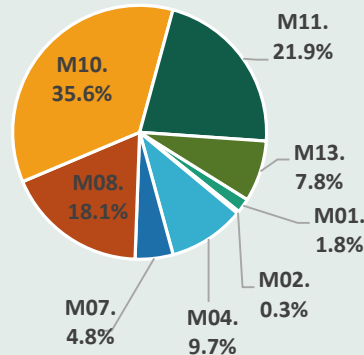
T10 - % of agricultural land under management contracts to improve water management

16.3 %

T12 - % of agricultural land under management contracts to improve soil management and/or prevent soil erosion

17.1 %

Breakdown of FA budget by measure (%)

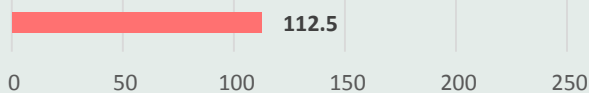


Measure m EUR

**P5 - Resource efficiency & climate:** Promoting resource efficiency and supporting the shift towards a low carbon and climate resilient economy in agriculture, food and forestry sectors

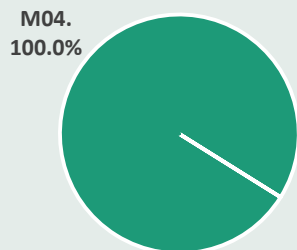
**Focus Area 5A. Water use efficiency**

Total public budget (million EUR)



Breakdown of FA budget by measure (%)

Measure	m EUR
M04	112.5




Target indicator

Value

T14 - % of irrigated land switching to more efficient irrigation system	8.7 %
---	-------

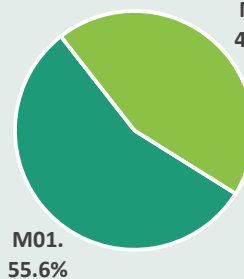
**Focus Area 5C. Renewable sources & waste management**

Total public budget (million EUR)



Breakdown of FA budget by measure (%)

Measure	m EUR
M01	1.2
M02	1.0



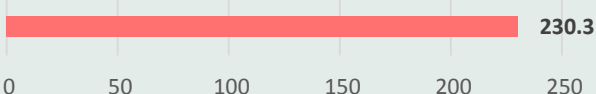
Target indicator

Value

ES_AND02 - Advisory or demonstration activities for the reduction of agri-food waste and residues	90
---	----

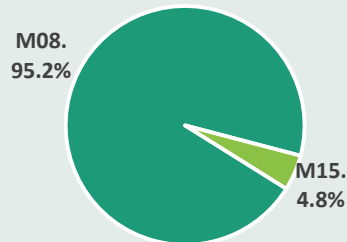
**Focus Area 5E. Carbon conservation & sequestration**

Total public budget (million EUR)



Breakdown of FA budget by measure (%)

Measure	m EUR
M08	219.3
M15	11.1



Target indicator

Value

ES_AND03 - % of forest area affected by investments to enhance resilience and value of forest ecosystems	1.3 %
--	-------

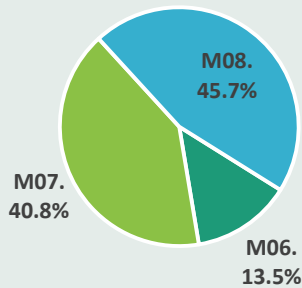
## P6 - Social inclusion & local development: Promoting social inclusion poverty reduction and economic development in rural areas

### Focus Area 6A. Diversification & job creation

Total public budget (million EUR)



Breakdown of FA budget by measure (%)



Target indicator

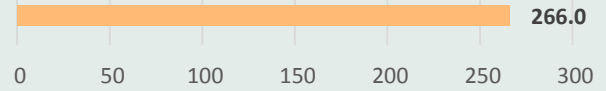
Value

T20 - Jobs created in supported projects

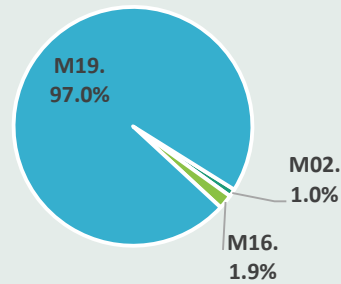
828

### Focus Area 6B. Local development

Total public budget (million EUR)



Breakdown of FA budget by measure (%)



Target indicator

Value

T21 - % of rural population covered by local development strategies


66.8%

T23 - Jobs created in supported projects (LEADER)

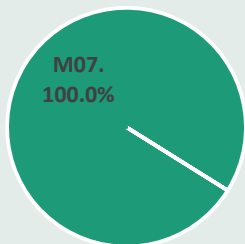
1 616

### Focus Area 6C. Information & Communication Technologies (ICT)

Total public budget (million EUR)



Breakdown of FA budget by measure (%)



Target indicator

Value

T24 - % of rural population benefiting from new or improved services/infrastructures (ICT)

1.0%

### 3. Planned expenditure per priority

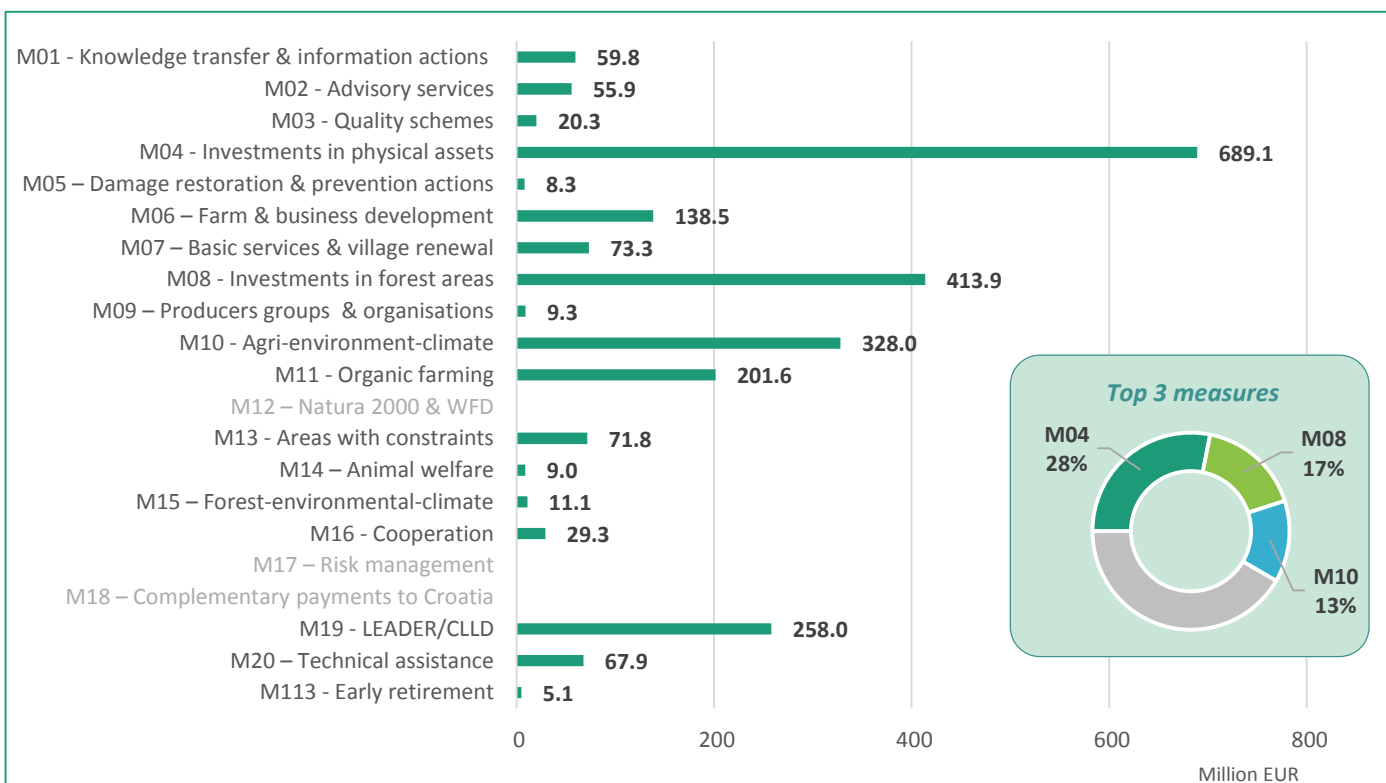
The following table shows how the planned total public expenditure (comprising the EAFRD support and the national contribution) is allocated between rural development priorities. Priority 1 is considered to be cross-cutting and no separate financial allocation is shown as the expenditure is distributed across other focus areas.

Priority	Total public expenditure per priority (million EUR)	% of total public expenditure*	
P1 - Knowledge transfer & innovation	P2 - Competitiveness	524.4	21.4 %
	P3 - Food chain & risk management	254.9	10.4 %
	P4 - Ecosystems management	921.9	37.6 %
	P5 - Resource efficiency & climate	345.0	14.1 %
	P6 - Social inclusion & local development	330.9	13.5 %

\* Figures do not add up to 100 % because the budget for technical assistance is not included. The budget for technical assistance is available in section 4.

### 4. Planned expenditure per measure (million EUR)

The following chart shows the indicative planned total public expenditure per measure (comprising the EAFRD support and the national contribution). The measures illustrated in the chart are the complete list of measures selected within the RDP. Measures in color light gray were not selected by the region.



## 5. Choice of measures by priority and focus areas

The following chart shows which priorities and focus areas are selected in the RDP and the combination of measures used to address them. For each measure the budget breakdown per focus area is given. Priority 1 is considered to be cross-cutting and no separate financial allocation is shown as the expenditure is distributed across other focus areas. Expenditure under Priority 4 is programmed for the priority as a whole, not for individual focus areas.

Priority	P1 Knowledge transfer & innovation			P2 Competitiveness		P3 Food chain & risk management		P4 Ecosystems management			P5 Resource efficiency & climate					P6 Social inclusion & local development			Total	Planned expenditure (million EUR)	
	1A - Innovation & cooperation	1B - Links with research & innovation	1C - Lifelong learning & vocational training	2A - Farm's performance, restructuring & modernisation	2B - Entry of skilled/younger farmers	3A - Agri-food chain integration & quality	3B - Risk prevention & management	4A - Biodiversity's restoration, preservation & enhancement	4B - Water management	4C - Soil erosion & soil management	5A - Water use efficiency	5B - Energy use efficiency	5C - Renewable sources & waste management	5D - Greenhouse gas & ammonia emissions	5E - Carbon conservation & sequestration	6A - Diversification & job creation	6B - Local development	6C - ICT - Information & communication technologies			
M01 - Knowledge transfer & information actions				70%				28%					2%						100%	59.8	
M02 - Advisory services				88%				5%					2%				5%		100%	55.9	
M03 - Quality schemes						100%													100%	20.3	
M04 - Investments in physical assets				41%		30%		13%			16%								100%	689.1	
M05 - Damage/restoration /prevention actions							100%												100%	8.3	
M06 - Farm & business development					94%											6%			100%	138.5	
M07 - Basic services & village renewal								61%										34%	5%	100%	73.3
M08 - Investments in forest areas								40%							53%	7%				100%	413.9
M09 - Producers groups & organisations						100%														100%	9.3
M10 - Agri-environment-climate								100%												100%	328.0
M11 - Organic farming								100%												100%	201.6
M12 - Natura 2000 & WFD																					
M13 - Areas with constraints								100%												100%	71.8
M14 - Animal welfare						100%														100%	9.0
M15 - Forest-environmental-climate															100%					100%	11.1
M16 - Cooperation				66%		16%														100%	29.3
M17 - Risk management																					
M18 - Complementary payments to Croatia																					
M19 - LEADER/CLLD																	100%			100%	258.0

## 6. Additional info

<b>Date of RDP approval</b>	10/08/2015
<b>Spanish National Rural Network</b>	Red Rural Nacional <a href="http://www.magrama.gob.es/es/desarrollo-rural/temas/red-rural-nacional/">http://www.magrama.gob.es/es/desarrollo-rural/temas/red-rural-nacional/</a>
<b>Managing authority</b>	Dirección General de Fondos Europeos de la Consejería de Economía y Conocimiento.
<b>Paying agency</b>	Dirección General de Fondos Europeos Agrarios de la Consejería de Agricultura, Pesca y Desarrollo Rural
<b>Coordination body</b>	Dirección General de Desarrollo Rural y Política Forestal del Ministerio de Agricultura, Alimentación y Medio Ambiente.
<b>RDP country documents</b>	<a href="http://ec.europa.eu/agriculture/rural-development-2014-2020/country-files/es_en.htm">http://ec.europa.eu/agriculture/rural-development-2014-2020/country-files/es_en.htm</a>
<b>National Partnership Agreement summary</b>	<a href="http://ec.europa.eu/contracts_grants/pa/partnership-agreement-spain-summary_en.pdf">http://ec.europa.eu/contracts_grants/pa/partnership-agreement-spain-summary_en.pdf</a>
<b>Partnership Agreement</b>	<a href="http://www.dgfc.sggp.meh.es/sitios/dgfc/es-ES/ipr/fcp1420/p/pa/Paginas/inicio.aspx">http://www.dgfc.sggp.meh.es/sitios/dgfc/es-ES/ipr/fcp1420/p/pa/Paginas/inicio.aspx</a>
<b>Rural Development Regulation 2014-2020</b>	Regulation (EU) N° 1305/2013 of the European Parliament and of the Council on support for rural development by the European Agricultural Fund for Rural Development (EAFRD) [PDF <a href="#">en</a> ]

**Source of information:** All data and the figures presented in this summary come from the European Commission approved version of the Spain – Andalucía 2014-2020 Rural Development Programme. The examples of expected achievements and key challenges on page 1 were retrieved from: DG AGRI, Factsheet on 2014-2020 Rural Development Programme for Andalucía, August 2015.

**Disclaimer:** This document aims to provide an accessible summary of selected RDP content. The information provided should not be considered a comprehensive account of the original RDP content.

**Summary version:** Version 1

**Last updated:** October 2015

**Corresponding RDP:** ES - Andalucía 2014-2020 RDP, code 2014ES06RDRP001, version 1.3, approved 10/08/2015



The European Network for  
Rural Development

ENRD Contact Point  
Rue de la Loi, 38 Boîte n.4 - 1040  
Brussels, Belgium  
Tel. +32 2 801 38 00  
email: [info@enrd.eu](mailto:info@enrd.eu)  
website: <http://enrd.ec.europa.eu/>