

# AÇORES - PORTUGAL

## Basic Information:

The Açores Rural Development Programme (RDP) has budgeted for 2007-2013 a total public expenditure of €345 million (European Agricultural Fund for Rural Development and Member State contribution). At the end of 2013, €271 million were spent out of the allocated budget (see figure 1).

**Axis 1** (Improving the competitiveness of the agricultural and forestry sector) has utilised 72% of its allocated budget.

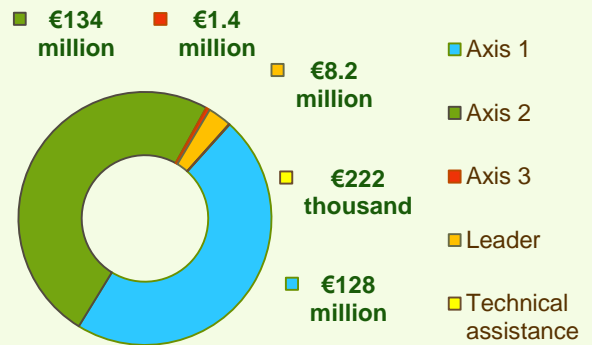
**Axis 2** (Improving the environment and the countryside) has utilised its entire programmed expenditure.

**Axis 3** (Improving the quality of life in rural areas) has utilised 14% of its budget.

**Axis 4** (Leader) has utilised 37% of its programmed expenditure.

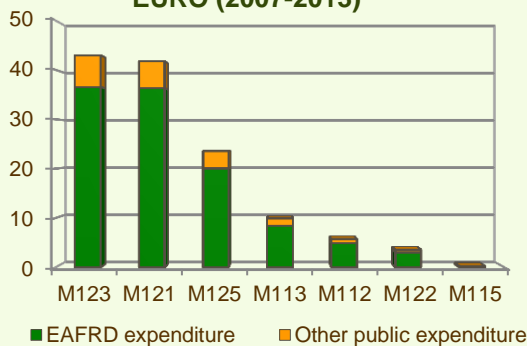


**Figure 1: Total public expenditure per axis in Açores (2007-2013)**

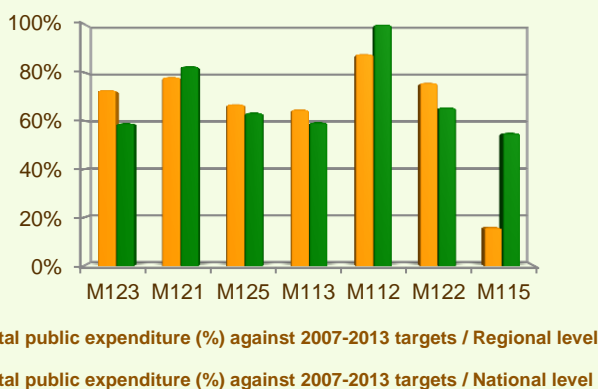


## Axis 1 - Improving the competitiveness of the agricultural and forestry sector

**Figure 2: Axis 1 total public expenditure per measure in million EURO (2007-2013)**



**Figure 3: Axis 1 total public expenditure (2007-2013) against 2007-2013 targets, main measures**



Axis 1 places an emphasis on Adding value to agricultural and forestry products (M123) and Modernisation of agricultural holdings (M121) allocating to these measures nearly 64% of the overall budgeted funds for Axis 1.

Analysis of the expenditure rates per measure up to 2013 shows that:

- ❖ Setting up of young farmers (M112) and Modernisation of agricultural holdings (M121) have utilised respectively 88% and 78% of their planned expenditure:
- ❖ Four measures have utilised approximately between 65% and 75% of their planned budgets:
  - Early retirement (M113), 65%
  - Infrastructure related to the development and adaptation of agriculture and forestry (M125), 67%
  - Adding value to agricultural and forestry products (M123), 73% and
  - Improvement of the economic value of forests (M122), 76%.
- ❖ For four measures (M115, M111, M114, M126), minimal or no expenditure has been recorded up to the end of 2013.

Figure 3 indicates the progress of the total public expenditure of the most important measures of Axis 1 against the 2007-2013 budgets, in comparison to the National level.

# AÇORES - PORTUGAL

## Axis 2 - Improving the environment and the countryside

Axis 2 focuses on Payments to farmers in areas with handicaps, other than mountain areas (M212) and Agri-environment payments (M214). The two measures represent the majority of the Axis 2 expenditure (see figure 4). Together they have been allocated almost 35% of the total public budget programmed in the Açores RDP for 2007-2013.

❖ Two measures have utilised their entire programmed budgets, namely:

- Payments to farmers in areas with handicaps other than mountain areas (M212),
- Agri-environment payments (M214).

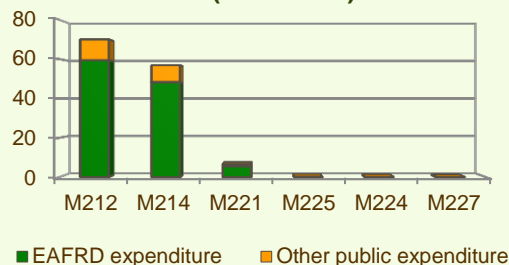
❖ Forest-environment payments (M225) have spent nearly 86% of its planned allocation.

❖ First afforestation of agricultural land (M221) and Non-productive investments – forestry (M227) have utilised 74% and 52% of their planned budget.

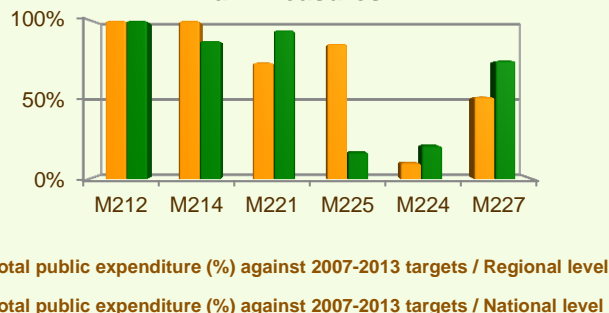
❖ For five measures (M224, M223, M213, M222, M226), minimal or no expenditure has been recorded up to the end of 2013.

Figure 5 indicates the progress of the total public expenditure of the most important measures of Axis 2 against the 2007-2013 budgets, in comparison to the National level.

**Figure 4: Axis 2 total public expenditure per measure in million EURO (2007-2013)**



**Figure 5: Axis 2 total public expenditure (2007-2013) against 2007-2013 targets, main measures**



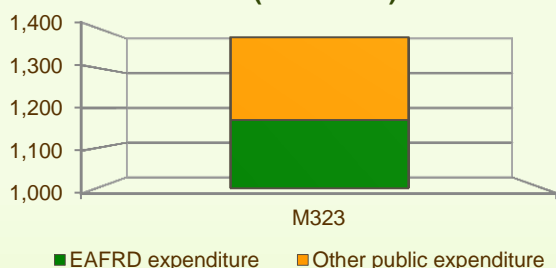
## Axis 3 - Quality of life in rural areas and diversification of the rural economy

Axis 3 of Açores RDP focuses on Conservation and upgrading of the rural heritage (M323) and Basic services for the economy and rural population (M321), as there are no funds budgeted for any other measures in this Axis.

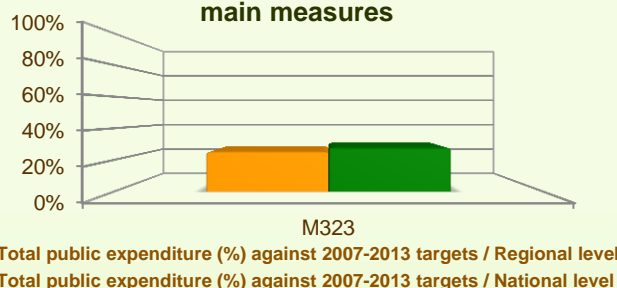
Conservation and upgrading of the rural heritage (M323) is the only measure which has utilised expenditure (25%) of its allocated budget up to the end of 2013 (see figure 6).

Figure 7 indicates the progress of the total public expenditure of the most important measures of Axis 3 against the 2007-2013 budgets, in comparison to the National level.

**Figure 6: Axis 3 total public expenditure per measure in thousand EURO (2007-2013)**



**Figure 7: Axis 3 total public expenditure (2007-2013) against 2007-2013 targets, main measures**



# AÇORES - PORTUGAL

## Measure 321 project example: 'Remote Care Services' in the Outermost Regions of Portugal / Portugal – Açores

A small-scale project was implemented to introduce the Remote Care Service on one of the Azores islands for the support of vulnerable and disadvantaged members of the community. The RCS is a telephone-based support service of the Portuguese Red Cross aiming at improving the quality of life of isolated and at risk people, especially elderly. It uses an innovative and reliable ICT application to link users via an 'alarm button' to the care services of their local authorities.

Equipment was purchased and installed in users' homes (fixed and mobile terminals with an alarm button, enabling the user to call and/or be located).

This service improved the psychological well-being of elderly preventing their relocation or/and institutionalisation. Local authorities' services were boosted and organizations with social responsibility were encouraged to operate as part of a network.

The total cost of the project was €7,000, out of which €787 was EAFRD contribution.

Link: [http://enrd.ec.europa.eu/policy-in-action/rdp\\_view/en/view\\_projects\\_en.cfm?action=detail&backfuse=jsview&postcard\\_id=1241](http://enrd.ec.europa.eu/policy-in-action/rdp_view/en/view_projects_en.cfm?action=detail&backfuse=jsview&postcard_id=1241)

## Axis 4 - Leader

The Leader Axis in the Açores RDP has allocated budget of €22 million. Within the Axis, emphasis has been given to the measure Quality of life/diversification (M413) which has been allocated 78% of the total public programmed funds of the Axis and has used 31% of its funds (see figure 8).

- ❖ The measure Running the LAG, skills acquisition, animation (M431) has utilised nearly 72% of its total public programmed funds
- ❖ The measure Implementing cooperation projects (M421) has used 1.5% of its programmed funds .

Figure 9 indicates the progress of the total public expenditure of the most important measures of Axis 4 against the 2007-2013 budgets, in comparison to the National level.

Figure 8: Axis 4 total public expenditure per measure in million EURO (2007-2013)

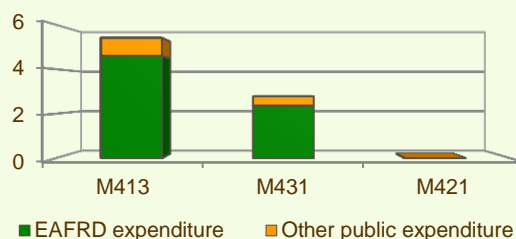
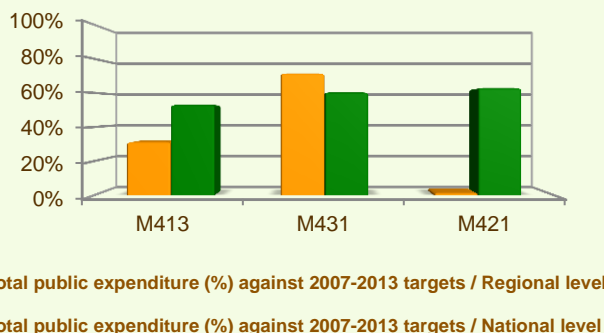


Figure 9: Axis 4 total public expenditure (2007-2013) against 2007-2013 targets, main measures



# AÇORES - PORTUGAL

## Summary

- ✓ Within seven years of implementation, the Açores RDP has utilised about 79% (see figure 10) of the total public expenditure planned for the current Programming Period (including post Health Check and the European Economic Recovery Package modifications).
- ✓ Payments to farmers in areas with handicaps, other than mountain areas (M212) is the measure with the highest allocated budget in the Açores RDP. Up to 2013, it has utilised all of its available budget and represents 26% of the total public expenditure of the programme.
- ✓ Adding value to agricultural and forestry products (M123) has the second largest budget in the Açores RDP and the utilised expenditure is 73% of its allocated funds. M123 represents 16% of the total public expenditure of the programme.
- ✓ The third largest budget is for Modernisation of agricultural holdings (M121), which has used 78% of its programmed total public expenditure and represents 15% of the total public expenditure of the programme.

**Figure 10: Regional and National Rural Development Programmes total public expenditure (2007-2013) against 2007-2013 targets**



**Source of the data:**

1) Programmed expenditures 2007-2013: RDP budget allocation following Health Check revision (December 2013)

2) Expenditures 2007-2013: DG AGRI

3) Output indicators data are available only at National level; therefore at regional level a comparison of financial implementation progress is provided between the regional RDPs.



<http://enrd.ec.europa.eu>

For further detailed information on financial / physical and output indicators data please refer to the dedicated ENRD website section on Monitoring Indicators.