

# MARCHE - ITALY

## Basic Information:

The Rural Development Programme (RDP) of the Marche region has budgeted for 2007-2013 a total public expenditure of €482 million (European Agricultural Fund for Rural Development and Member State contribution). At the end of 2013, €314 million were spent out of the allocated budget (see figure 1).

**Axis 1** – (Improving the competitiveness of the agricultural and forestry sector) has spent 62% of its allocated budget.

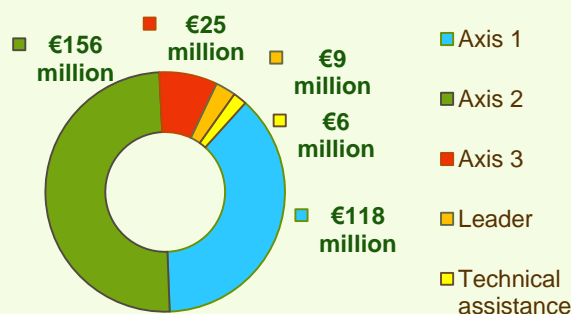
**Axis 2** – (Improving the environment and the countryside) has utilised 78% of its programmed expenditure.

**Axis 3** – (Improving the quality of life in rural areas) has spent more than 48% of its budget.

**Axis 4** – (Leader) has used approximately 30% of its programmed expenditure.

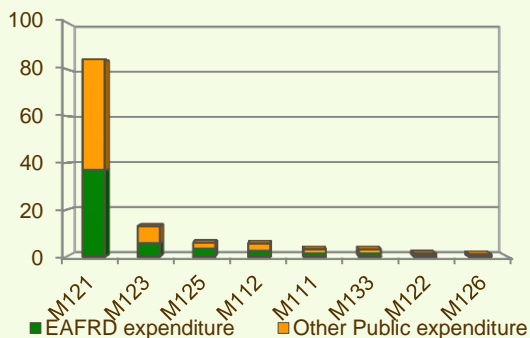


**Figure 1: Total Public Expenditure from 2007 to 2013 in Marche & expenditure per Axis**

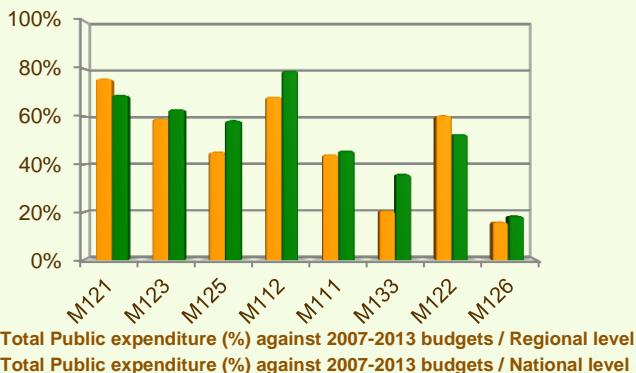


## Axis 1 - Improving the competitiveness of the agricultural and forestry sector

**Figure 2: Axis 1 - Total Public expenditure per measure in million EURO (2007-2013)**



**Figure 3: Axis 1 – Total public expenditure (2007-2013) against 2007-13 budgets, main measures**



Axis 1 places an emphasis on the Modernisation of agricultural holdings (M121), allocating to this measure almost 58% of the overall budgeted funds for Axis 1. Analysis of the expenditure rates per measure up to 2013 shows that:

- ❖ The Early retirement (M113) measure has utilised almost all of its allocated budget.
- ❖ The following measures have utilised 60-80% of their allocated budgets:
  - Modernisation of agricultural holdings (M121), 76%
  - Setting up of young farmers (M112), 69%
  - The Improvement of the economic value of forests (M122), 61% and
  - Adding value to agricultural and forestry products (M123), 60%.
- ❖ The Vocational training and information actions (M111) Infrastructure related to the development and adaptation of agriculture and forestry (M125) measures have utilised approximately 45% of their programmed expenditure.
- ❖ The Use of advisory services (M114), Information and promotion activities (M133), and Restoring agricultural production potential (M126) measures have utilised 15-25% of their programmed expenditure.
- ❖ Finally, for Cooperation for development of new products, etc. (M124) and Participation of farmers in food quality schemes (M132) no expenditure has been recorded up to the end of 2013.

Figure 3 indicates the progress of the total public expenditure of the most important measures of Axis 1 against the 2007-2013 budgets, in comparison to the National level.

# MARCHE - ITALY

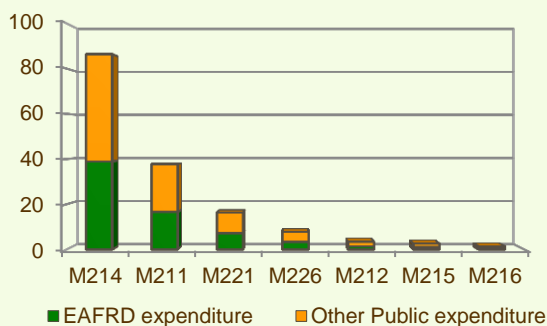
## Axis 2 - Improving the environment and the countryside

Axis 2 focuses on Agri-environment payments (M214) and Natural handicap payments to farmers in mountain areas (M211). The two measures represent the majority of Axis 2 expenditure (see figure 4). Together they have been allocated over 30% of the total public budget programmed in the Marche RDP for 2007-2013.

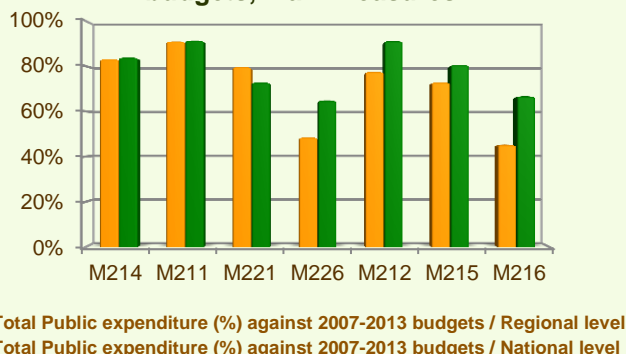
- ❖ Five measures have utilised over 70% of their planned expenditure:
  - Natural handicap payments to farmers in mountain areas (M211), 91%
  - Agri-environment payments (M214), 83%
  - First afforestation of agricultural land (M221), 80% and
  - Payments to farmers in areas with handicaps, other than mountain (M212), 78%.
  - Animal welfare payments (M215), 73%
- ❖ The following measures have spent from almost 35% to 50% of their allocated budgets:
  - Restoring forestry potential and introducing prevention actions (M226), 49%
  - Non-productive investments – agriculture (M216), 45% and
  - Natura 2000 payments linked to Directive 2000/60/EC (M213), 36%.
- ❖ For Natura 2000 payments (M224), First establishment of agroforestry systems on agricultural land (M222) and Non-productive investments – forestry (M227) no expenditure had been recorded up to the end of 2013.

Figure indicates the progress of the total public expenditure of the most important measures of Axis 2 against the 2007-2013 budgets, in comparison to the National level.

**Figure 4: Axis 2 - Total Public expenditure per measure in million EURO (2007-2013)**

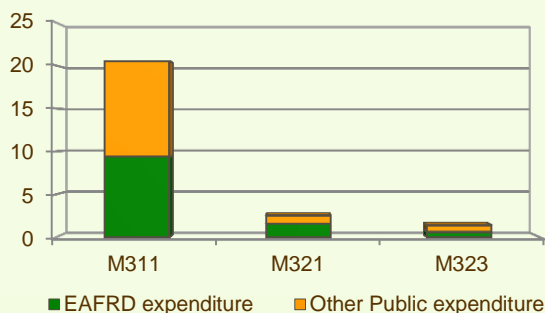


**Figure 5: Axis 2 – Total public expenditure (2007-2013) against 2007-13 budgets, main measures**



## Axis 3 - Quality of life in rural areas and diversification of the rural economy

**Figure 6: Axis 3 - Total Public expenditure per measure in million EURO (2007-2013)**



Axis 3 of the Marche RDP focuses on Diversification into non-agricultural activities (M311) and Basic services for the economy and rural population (M321) which together represent almost 90% of the Axis budget, while M311 accounts for most of the total public expenditure under Axis 3 (see figure 6).

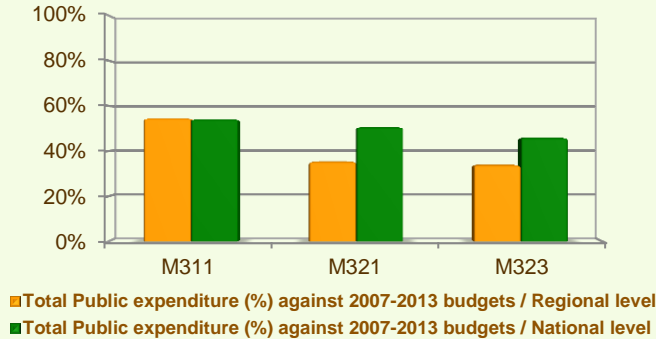
When comparing the expenditure rates per measure up to 2013 it is observed that:

- ❖ The Diversification into non-agricultural activities (M311) measure has used 55% of its allocated budget.

# MARCHE - ITALY

## Axis 3 - Quality of life in rural areas and diversification of the rural economy

**Figure 7: Axis 3 – Total public expenditure (2007-2013) against 2007-13 budgets, main measures**



- ❖ Two measures have spent 30-35% of their programmed budgets:
  - Basic services for the economy and rural population (M321), 35% and
  - Conservation and upgrading of the rural heritage (M323), 34%.
- ❖ Finally, for Encouragement of tourism activities (M313) minimal expenditure has been recorded up to the end of 2013.

Figure 7 indicates the progress of the total public expenditure of the most important measures of Axis 3 against the 2007-2013 budgets, in comparison to the National level.

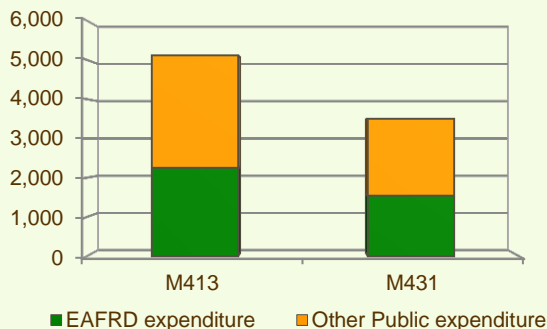
## Axis 4 - Leader

The Leader Axis in the Marche RDP has allocated budget of €29 million out of which nearly €9 million was spent by 2013. Within the Axis, emphasis has been given to the Quality of life/diversification measure (M413) which has been allocated the largest share of funds.

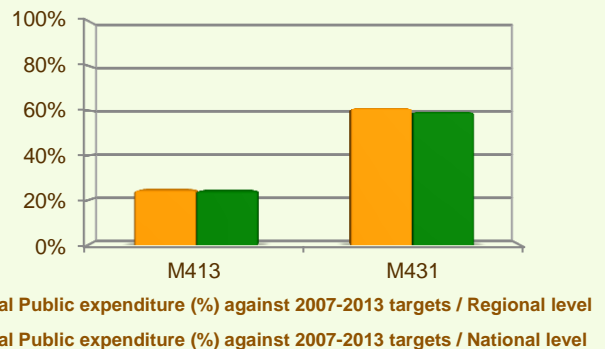
As shown in figure 8, from the available measures (M413, M421 and M431), Running the LAG, skills acquisition, animation (M431) and Quality of life/diversification have used 61% and 25% respectively of their programmed expenditure while no expenditure has been recorded for Implementing cooperation projects (M421).

Figure 9 indicates the progress of the total public expenditure of the most important measure(s) of Axis 4 against the 2007-2013 targets, in comparison to the National level.

**Figure 8: Axis 4 - Total Public expenditure per measure in thousand EURO (2007-2013)**



**Figure 9: Axis 4 – Total public expenditure (2007-2013) against 2007-13 budgets, main measures**

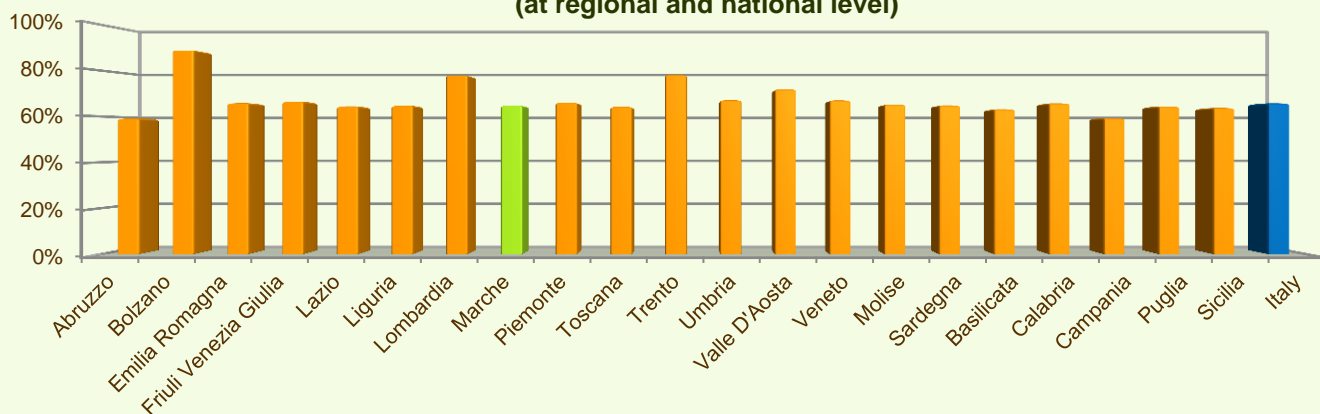


# MARCHE - ITALY

## Summary

- ✓ Within seven years of implementation, the Marche RDP has utilised about 65% (see figure 10) of the total public expenditure planned for the current Programming Period (including post Health Check and the European Economic Recovery Package modifications).
- ✓ Modernisation of agricultural holdings (M121) is the measure with the highest allocated budget in the Marche RDP. Up to 2013, it has utilised 76% of its available budget and represents 27% of the total public expenditure of the programme.
- ✓ Agri-environment payments (M214) has the second largest budget in the Marche RDP and the utilised expenditure is 83% of its allocated funds. M214 represents 27% of the total public expenditure of the programme.
- ✓ The third largest measure budget is for Natural handicap payments to farmers in mountain areas (M211) which has used almost 91% of its programmed total public expenditure and represents 12% of the total public expenditure of the programme.

**Figure 10: Progress of total public expenditure up to 2013 (at regional and national level)**



**Source of the data:**

1) Programmed expenditures 2007-2013: RDP budget allocation following Health Check revision (December 2013)

2) Expenditures 2007-2013: DG AGRI

3) Output indicators data are available only at National level; therefore at regional level a comparison of financial implementation progress is provided between the regional RDPs.

For further detailed information on financial / physical and output indicators data please refer to the dedicated ENRD website section on Monitoring Indicators.



<http://enrd.ec.europa.eu>