

LIGURIA - ITALY

Basic Information:

The Rural Development Programme (RDP) of the Liguria region has budgeted for 2007-2013 a total public expenditure of €289 million (European Agricultural Fund for Rural Development and Member State contribution). At the end of 2013, €188 million were spent out of the allocated budget (see figure 1).

Axis 1 – (Improving the competitiveness of the agricultural and forestry sector) has utilised 69% of its allocated budget.

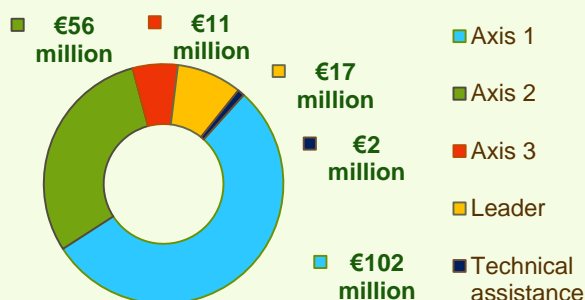
Axis 2 – (Improving the environment and the countryside) has used 77% of its programmed expenditure.

Axis 3 – (Improving the quality of life in rural areas) has spent 65% of its budget.

Axis 4 – (Leader) has utilised approximately 37% of its programmed expenditure.



Figure 1: Total Public Expenditure from 2007 to 2013 in Liguria & expenditure per Axis



Axis 1 - Improving the competitiveness of the agricultural and forestry sector

Figure 2: Axis 1 - Total Public expenditure per measure in million EURO (2007-2013)

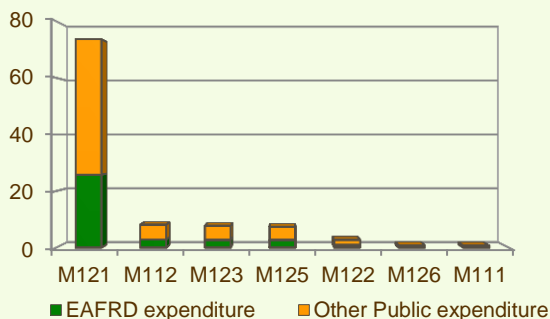
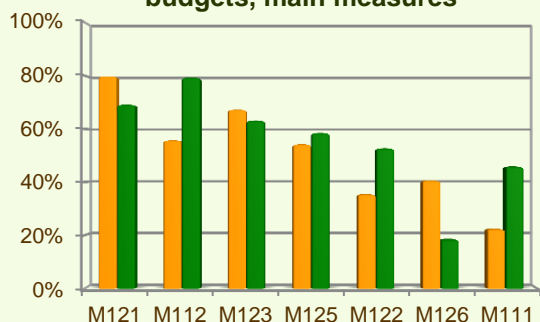


Figure 3: Axis 1 – Total public expenditure (2007-2013) against 2007-13 budgets, main measures



■ Total Public expenditure (%) against 2007-2013 budgets / Regional level
 ■ Total Public expenditure (%) against 2007-2013 budgets / National level

Axis 1 places an emphasis on the Modernisation of agricultural holdings (M121), allocating to this measure almost 62% of the overall budgeted funds for Axis 1. Analysis of the expenditure rates per measure up to 2013 shows that:

- ❖ The following measures have utilised approximately between 60% and 80% of their allocated budgets:
 - Modernisation of agricultural holdings (M121), 80%
 - Adding value to agricultural and forestry products (M123), 67% and
 - Early retirement (M113), 66%
- ❖ The following measures have utilised approximately between 40% and 60% of their allocated budgets:
 - Setting up of young farmers (M112), 56%
 - infrastructure related to the development and adaptation of agriculture (M125), 54% and
 - Restoring agricultural production potential (M126), 41%.
- ❖ Improvement of the economic value of forests (M122) has used 35% of its available funds.
- ❖ Finally, for Vocational training and information actions (M111), Use of advisory services (M114), Cooperation for development of new products, processes and technologies (M124), Participation of farmers in food quality schemes (M132) and Information and promotion activities (M133), expenditure of less than 25% have been recorded up to the end of 2013.

Figure 3 indicates the progress of the total public expenditure of the most important measures of Axis 1 against the 2007-2013 budgets, in comparison to the National level.

LIGURIA - ITALY

Measure 121 project example: Consorzio Valle del Biologico / Italy - Liguria

Several RDP measures, were used by the consortium "Valle del Biologico" (that promotes organic products in the region), in order to support the restructuring of farms, the setting-up of young farmers and the creation of agri-tourism facilities and for creation of small-scale renewable energy production.

Consortium groups about 100 organic farms for a total of 1600 ha with the aim of adding value to local products and making the territory attractive not only for tourists but also for locals. The project activities succeeded to strengthen the quality of products and to increase their value. It supported the cooperation between producers and customers, realising thus a shorter supply chain. It helped using better agricultural practices compatible with the protection of the environment.

The total cost of the project was €500,000, out of which €70,000 was EAFRD contribution, and €130,000 was national contribution.

Link: http://enrd.ec.europa.eu/policy-in-action/rdp_view/en/view_projects_en.cfm?action=detail&backfuse=jsview&postcard_id=3220

Axis 2 - Improving the environment and the countryside

Axis 2 focuses on Agri-environment payments (M214) and Natural handicap payments to farmers in mountain areas (M211). The two measures represent the majority of the Axis 2 expenditure (see figure 4). Together they have been allocated 18% of the total public budget programmed in the Liguria RDP for 2007-2013.

- ❖ Natural handicap payments to farmers in mountain areas (M211) and Agri-environment payments (M214) have utilised respectively 96% and 83% of their allocated budgets.
- ❖ Three measures have utilised between 45% and 60% of their programmed expenditure, namely:
 - Non-productive investments – forestry (M227), 57%
 - Restoring forestry potential and introducing prevention actions (M226), 56% and
 - Non productive investments – agriculture (M216), 49%.
- ❖ Three measures have realised less than 40% of their planned expenditure:
 - Payments to farmers in areas with handicaps, other than mountain (M212), 39%
 - Animal welfare payments (M215), 37% and
 - First afforestation of agricultural land (M221), 19%.

Figure 5 indicates the progress of the total public expenditure of the most important measures of Axis 2 against the 2007-2013 budgets, in comparison to the National level.

Figure 4: Axis 2 - Total Public expenditure per measure in million EURO (2007-2013)

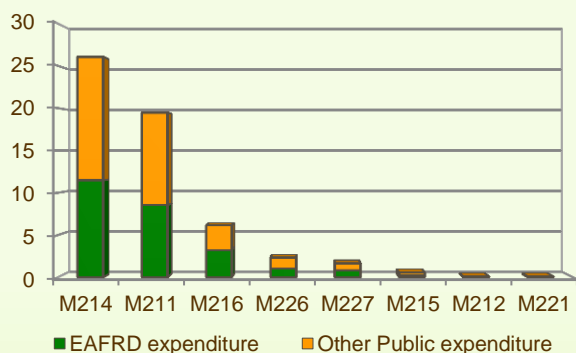
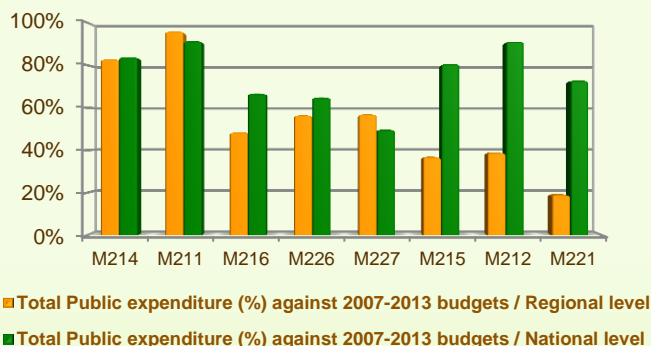


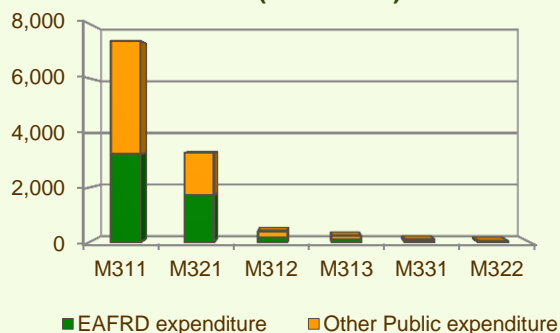
Figure 5: Axis 2 – Total public expenditure (2007-2013) against 2007-13 budgets, main measures



LIGURIA - ITALY

Axis 3 - Quality of life in rural areas and diversification of the rural economy

Figure 6: Axis 3 - Total Public expenditure per measure in thousand EURO (2007-2013)



Axis 3 of the Liguria RDP focuses on Diversification into non-agricultural activities (M311) and Basic services for the economy and rural population (M321) which together represent nearly 87% of the Axis budget and most of the realised total public expenditure (see figure 6).

When comparing the expenditure rates per measure up to 2013 it is observed that:

- ❖ The Encouragement of tourism activities (M313) and Village renewal and development (M322) measures have utilised 100% of their budgets.
- ❖ Basic services for the economy and rural population (M321) has spent over 70% of its allocated budget.
- ❖ The Diversification into non-agricultural activities measure (M311) has utilised almost 69% of its programmed expenditure.
- ❖ Training and information (M331) and Support for business creation and development (M312) measure have spent respectively 22% and 48% of their allocated budgets.
- ❖ Finally, for Conservation and upgrading of the rural heritage (M323) no expenditure has been recorded up to the end of 2013.

Figure 7: Axis 3 – Total public expenditure (2007-2013) against 2007-13 budgets, main measures

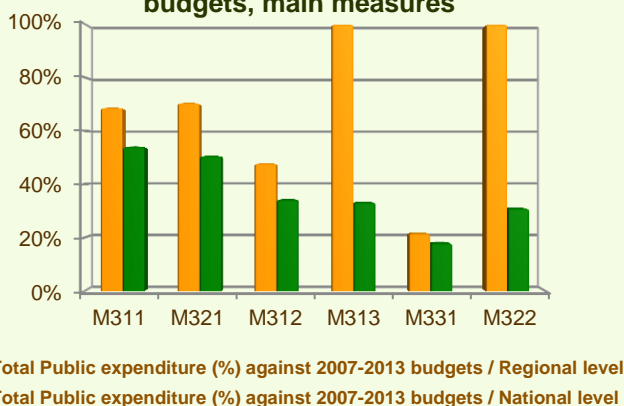


Figure 7 indicates the progress of the total public expenditure of the most important measures of Axis 3 against the 2007-2013 budgets, in comparison to the National level.

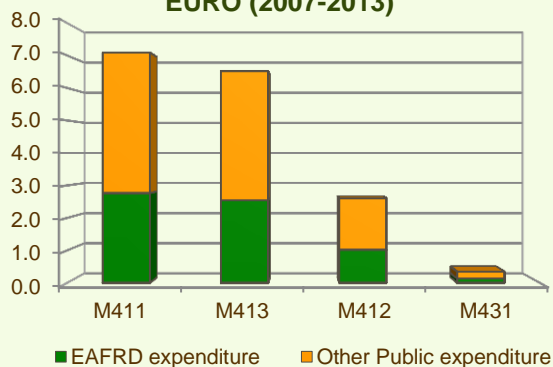
Axis 4 - Leader

The Leader Axis in the Liguria RDP has allocated budget of €45 million out of which nearly €17 million have been spent by 2013. Within the Axis, emphasis has been given to Quality of life/diversification (M413) and Competitiveness (M411) which have been allocated the largest share of funds.

When comparing expenditure per measure up to 2013 it is observed that Competitiveness (M411) had the largest realised total public expenditure (see figure 8), having utilised nearly 53% of its budget.

- ❖ Three measures have spent between 20% and 40% of their planned funds:
 - Environment/land management (M412), 37%
 - Quality of life/diversification (M413), 35% and
 - Running the LAG, skills acquisition, animation (M431), 22%.

Figure 8: Axis 4 - Total Public expenditure per measure in million EURO (2007-2013)



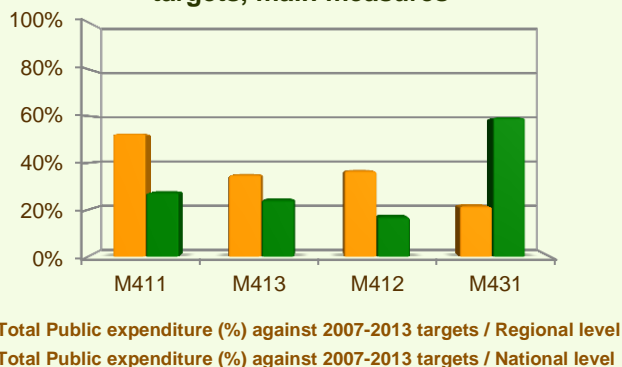
LIGURIA - ITALY

Axis 4 - Leader

- ❖ For implementing cooperation projects (M421) no expenditure has been recorded up to the end of 2013.

Figure 9 indicates the progress of the total public expenditure of the most important measures of Axis 4 against the 2007-2013 budgets, in comparison to the National level.

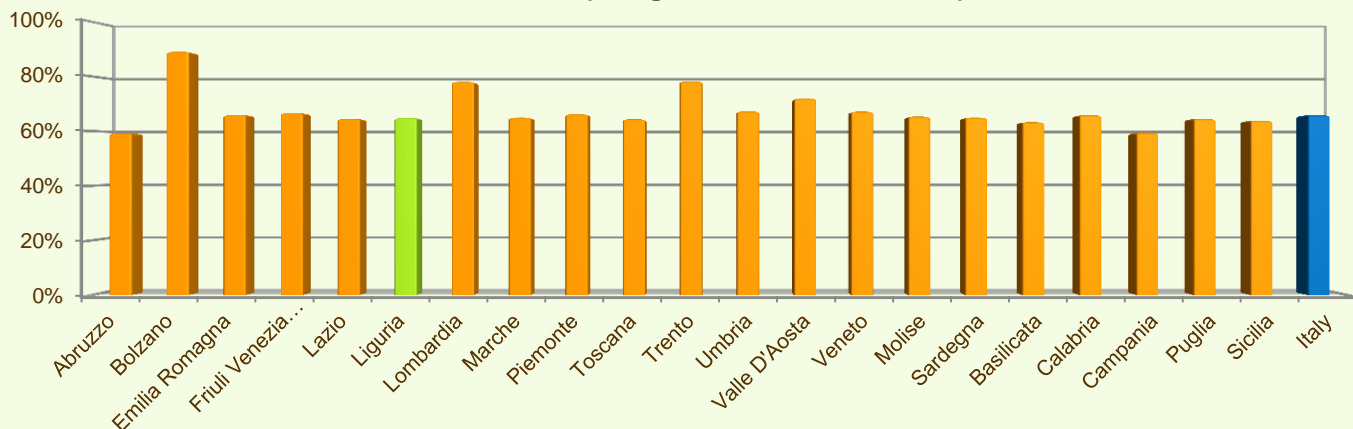
Figure 9: Axis 4 – Total public expenditure (2007-2013) against 2007-13 targets, main measures



Summary

- ✓ Within seven years of implementation, the Liguria RDP has utilised 65% (see figure 10) of the total public expenditure planned for the current Programming Period (including post Health Check and the European Economic Recovery Package modifications).
- ✓ Modernisation of agricultural holdings (M121) is the measure with the highest allocated budget in the Liguria RDP. Up to 2013, it has utilised 80% of its available budget and represents 39% of the total public expenditure of the programme.
- ✓ Agri-environment payments (M214) has the second largest budget in the Liguria RDP and the utilised expenditure is 83% of its allocated funds. M214 represents 14% of the total public expenditure of the programme.
- ✓ The third largest measure budget is for Natural handicap payments to farmers in mountain areas (M211) which has used 96% of its programmed total public expenditure and represents 10% of the total public expenditure of the programme.

Figure 10: Progress of total public expenditure up to 2013 (at regional and national level)



Source of the data: 1) Programmed expenditures 2007-2013: RDP budget allocation following Health Check revision (December 2013); 2) Expenditures 2007-2013: DG AGRI 3) Output indicators data are available only at National level; therefore at regional level a comparison of financial implementation progress is provided between the regional RDPs.

For further detailed information on financial / physical and output indicators data please refer to the dedicated ENRD website section on Monitoring Indicators.