

# LAZIO - ITALY

## Basic Information:

The Rural Development Programme (RDP) of the Lazio region has budgeted for 2007-2013 a total public expenditure of €700 million (European Agricultural Fund for Rural Development and Member State contribution). At the end of 2013, €453 million were spent out of the allocated budget (see figure 1).

**Axis 1** – (Improving the competitiveness of the agricultural and forestry sector) has utilised 65% of its allocated budget.

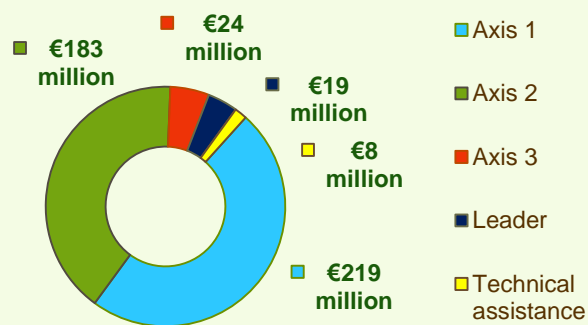
**Axis 2** – (Improving the environment and the countryside) has used 81% of its programmed expenditure.

**Axis 3** – (Improving the quality of life in rural areas) has spent nearly 28% of its budget.

**Axis 4** – (Leader) has utilised 47% of its programmed expenditure.

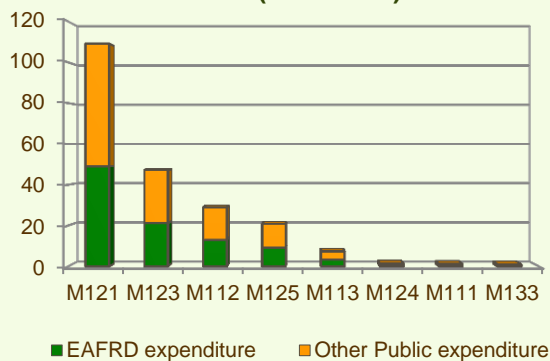


**Figure 1: Total Public Expenditure from 2007 to 2013 in Lazio & expenditure per Axis**

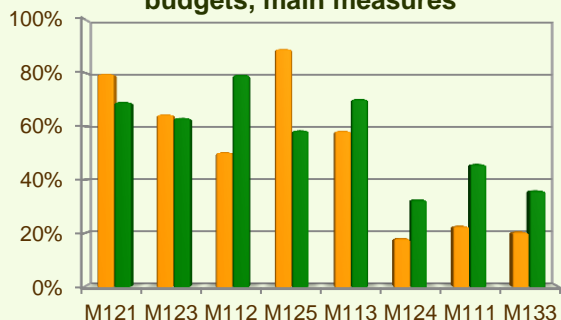


## Axis 1 - Improving the competitiveness of the agricultural and forestry sector

**Figure 2: Axis 1 - Total Public expenditure per measure in million EURO (2007-2013)**



**Figure 3: Axis 1 – Total public expenditure (2007-2013) against 2007-13 budgets, main measures**



■ Total Public expenditure (%) against 2007-2013 budgets / Regional level  
 ■ Total Public expenditure (%) against 2007-2013 budgets / National level

Axis 1 places an emphasis on the Modernisation of agricultural holdings (M121) and Adding value to agricultural and forestry products (M123), allocating to these two measures almost 63% of the overall budgeted funds for Axis 1. Analysis of the expenditure rates per measure up to 2013 shows that:

- ❖ Holdings undergoing restructuring due to a reform of a common market organisation (M144) has spent 92% of its available budget.
- ❖ Infrastructure related to the development and adaptation of agriculture (M125) has realised 89% of its planned budget.
- ❖ Modernisation of agricultural holdings (M121) has realised 80% of its planned budget.
- ❖ The following measures have utilised around 50-65% of their allocated budgets:
  - Adding value to agricultural and forestry products (M123), 65%
  - Early retirement (M113), 58% and
  - Setting up of young farmers (M112), 50%.
- ❖ Five measures (M111, M114, M124, M133, M115) have spent 15-25% of their planned expenditure.
- ❖ The other two measures (M126, M132) of the Axis, have used 5% and less of their allocated budgets up to the end of 2013.

Figure 3 indicates the progress of the total public expenditure of the most important measures of Axis 1 against the 2007-2013 budgets, in comparison to the National level.

# LAZIO - ITALY

## Measure 124 project example: Capitalising on Woodlands Resources in the Lazio Region / Italy - Lazio

This project was set up aiming to a more integrated supply chain and to increased profits from wood products for all the wood industry actors from Umbria region involved in this partnership (forest holdings, consortia, cooperatives and municipalities). A common scheme for process certification was developed, new equipment purchased (sawmills, chop saws, log sorters and trim saws). Trainings were held to raise awareness on forests value, the need to preserve biodiversity and to introduce sustainable forestry management practices. Cooperation increased the production of bio-energy as well and supported the multi-functional use of forests. It ensured a better preservation of biodiversity and improved forestry work safety.

The network established among different actors along the supply chain helped to connect foresters with the market and allowed for commercialization.

**The total cost** of the project was €1,946,313, out of which €871,415 was EAFRD contribution and €1,074,898 private contribution.

**Link:** [http://enrd.ec.europa.eu/policy-in-action/rdp\\_view/en/view\\_projects\\_en.cfm?action=detail&backfuse=jsview&postcard\\_id=8440](http://enrd.ec.europa.eu/policy-in-action/rdp_view/en/view_projects_en.cfm?action=detail&backfuse=jsview&postcard_id=8440)

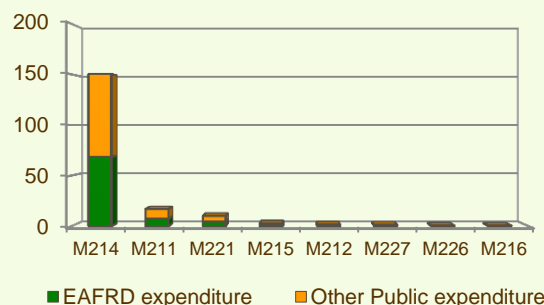
## Axis 2 - Improving the environment and the countryside

Axis 2 focuses on Agri-environment payments (M214). This measure represents the vast majority of the Axis 2 expenditure (see figure 4) and has been allocated nearly 23% of the total public budget programmed in the Lazio RDP for 2007-2013.

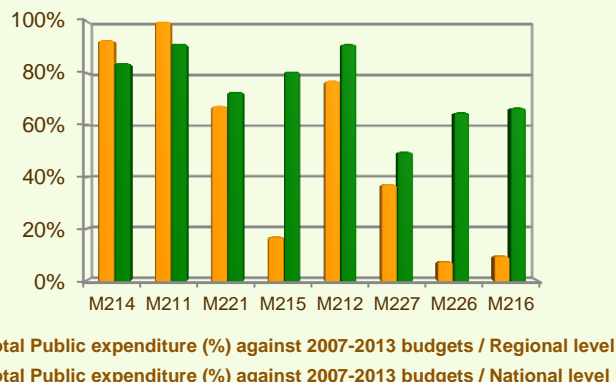
- ❖ Natural handicap payments to farmers in mountain areas (M211) has spent all of its programmed budget.
- ❖ Three measures have utilised more than 65% of their allocated budgets, namely:
  - Agri-environment payments (M214), 93%
  - Payments to farmers in areas with handicaps, other than mountain (M212), 77% and
  - First afforestation of agricultural land (M221), 68%.
- ❖ The measure Non-productive investments – forestry (M227) has utilised 37% of its programmed expenditure.
- ❖ The measure Animal welfare payments (M215) has spent 17% of its allocated funds.
- ❖ For five measures (M213, M216, M223, M224, M226) less than 10% or no expenditure had been recorded up to the end of 2013.

Figure 5 indicates the progress of the total public expenditure of the most important measures of Axis 2 against the 2007-2013 budgets, in comparison to the National level.

**Figure 4: Axis 2 - Total Public expenditure per measure in million EURO (2007-2013)**



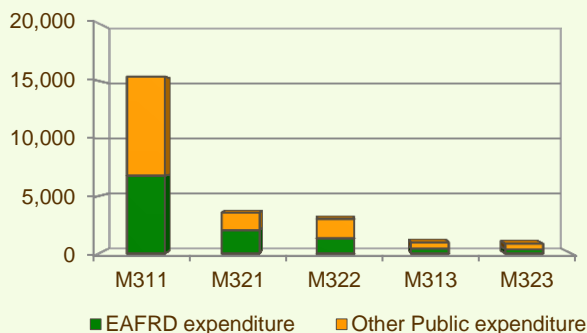
**Figure 5: Axis 2 – Total public expenditure (2007-2013) against 2007-13 budgets, main measures**



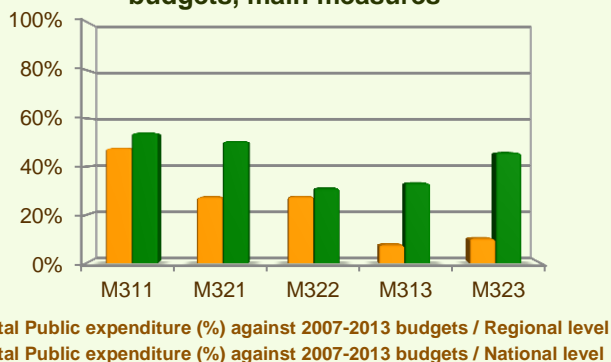
# LAZIO - ITALY

## Axis 3 - Quality of life in rural areas and diversification of the rural economy

**Figure 6: Axis 3 - Total Public expenditure per measure in thousand EURO (2007-2013)**



**Figure 7: Axis 3 – Total public expenditure (2007-2013) against 2007-13 budgets, main measures**



Axis 3 of the Lazio RDP focuses on Diversification into non-agricultural activities (M311) which also accounts for most of the Axis's total public expenditure (see figure 6).

When comparing the expenditure rates per measure up to 2013 it is observed that:

- ❖ The following measures have spent between 25% and 50% of their programmed budgets:
  - Diversification into non-agricultural activities (M311), 48%
  - Village renewal and development (M322), 28% and
  - Basic services for the economy and rural population (M321), 27%.
- ❖ Conservation and upgrading of the rural heritage (M323) and Encouragement of tourism activities (M313) have spent 10% and 8% respectively of their allocated budget.
- ❖ For Support for business creation and development (M312), Training and information (M331) and Skills acquisition and animation (M341) no expenditure has been recorded up to the end of 2013.

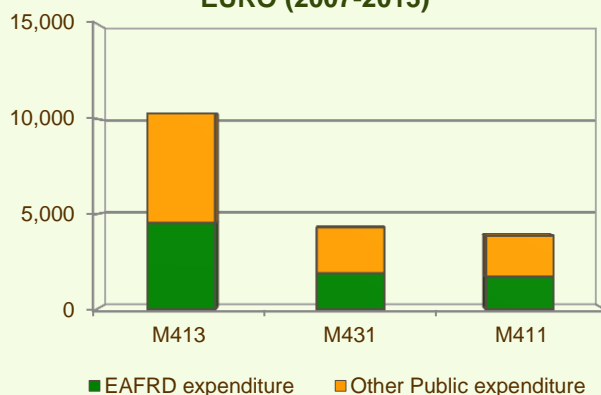
Figure 7 indicates the progress of the total public expenditure of the most important measures of Axis 3 against the 2007-2013 budgets, in comparison to the National level.

## Axis 4 - Leader

The Leader Axis in the Lazio RDP has allocated budget of €39 million out of which almost €18.5 million have been spent by 2013. Within the Axis, emphasis has been given to Quality of life/diversification (M413) and Competitiveness (M411), both measures have been allocated the largest share of funds.

As shown in figure 8, the Running the LAG, skills acquisition, animation measure has spent 67% of its allocated budget up to the end of 2013. The measure Quality of life/diversification (M413) has utilised 49% of its programmed expenditure. The measure Competitiveness (M411) has spent 35% of its allocated budget.

**Figure 8: Axis 4 - Total Public expenditure per measure in thousand EURO (2007-2013)**

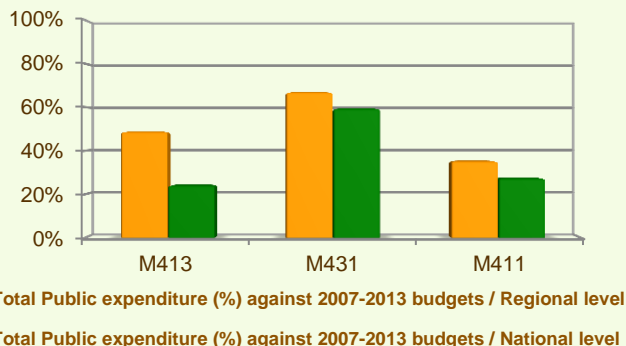


# LAZIO - ITALY

## Axis 4 - Leader

Figure 9 indicates the progress of the total public expenditure of the most important measures of Axis 4 against the 2007-2013 budgets, in comparison to the National level.

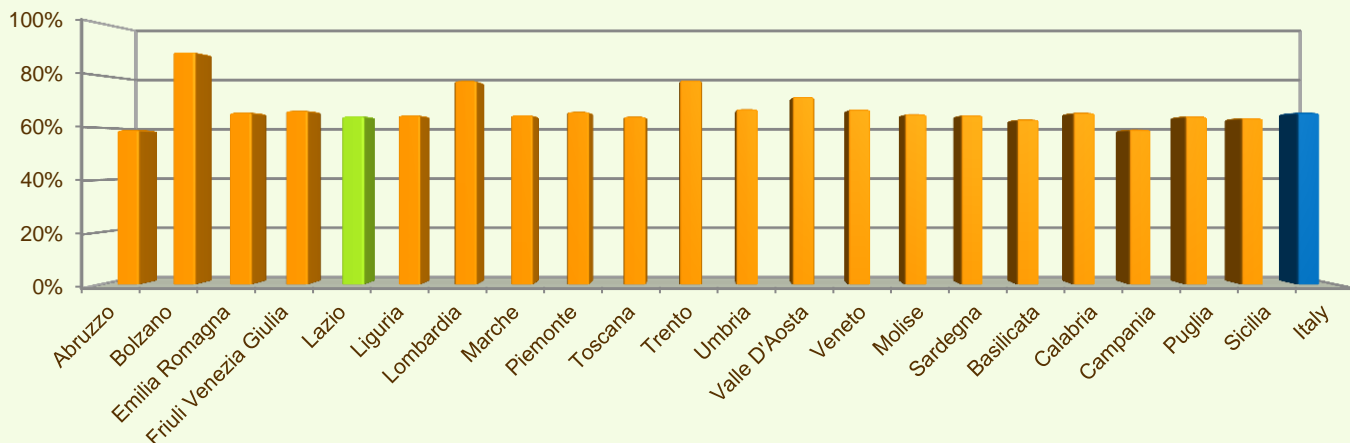
**Figure 9: Axis 4 – Total public expenditure (2007-2013) against 2007-13 budgets, main measures**



### Summary

- ✓ Within . seven years of implementation, the Lazio RDP has utilised about 65% (see figure 10) of the total public expenditure planned for the current Programming Period (including post Health Check and the European Economic Recovery Package modifications).
- ✓ Agri-environment payments (M214) is the measure with the highest allocated budget in the Lazio RDP. Up to 2013, it has utilised 93% of its available budget and represents 33% of the total public expenditure of the programme.
- ✓ Modernisation of agricultural holdings (M121) has the second largest budget in the Lazio RDP and the utilised expenditure is 80% of its allocated funds. M121 represents 24% of the total public expenditure of the programme.
- ✓ The third largest measure budget is for Adding value to agricultural and forestry products (M123) which has used almost 65% of its programmed total public expenditure and represents 10% of the total public expenditure of the programme.

**Figure 10: Progress of total public expenditure up to 2013 (at regional and national level)**



Source of the data: 1) Programmed expenditures 2007-2013: RDP budget allocation following Health Check revision (December 2013); 2) Expenditures 2007-2013: DG AGRI 3) Output indicators data are available only at National level; therefore at regional level a comparison of financial implementation progress is provided between the regional RDPs.

For further detailed information on financial / physical and output indicators data please refer to the dedicated ENRD website section on Monitoring Indicators.