

# CAMPANIA - ITALY

## Basic Information:

The Rural Development Programme (RDP) of the Campania region has budgeted for 2007-2013 a total public expenditure of €1.8 billion (European Agricultural Fund for Rural Development and Member State contribution). At the end of 2013, €1.1 billion were spent out of the allocated budget (see figure 1).

**Axis 1** – (Improving the competitiveness of the agricultural and forestry sector) has utilised nearly 54% of its allocated budget.

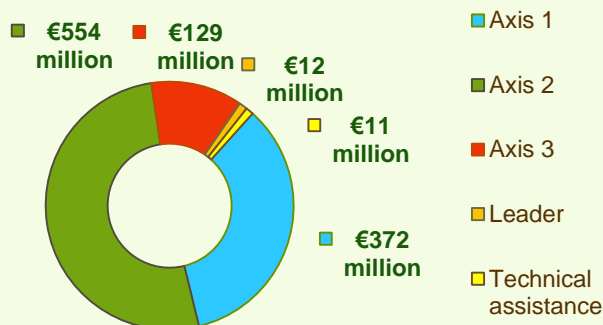
**Axis 2** – (Improving the environment and the countryside) has used 75% of its programmed expenditure.

**Axis 3** – (Improving the quality of life in rural areas) has spent about 48% of its budget.

**Axis 4** – (Leader) has utilised 14% of its programmed expenditure.

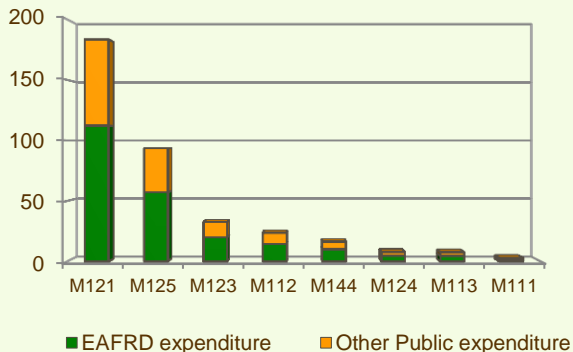


**Figure 1: Total Public Expenditure from to 2013 in Campania & expenditure per Axis**

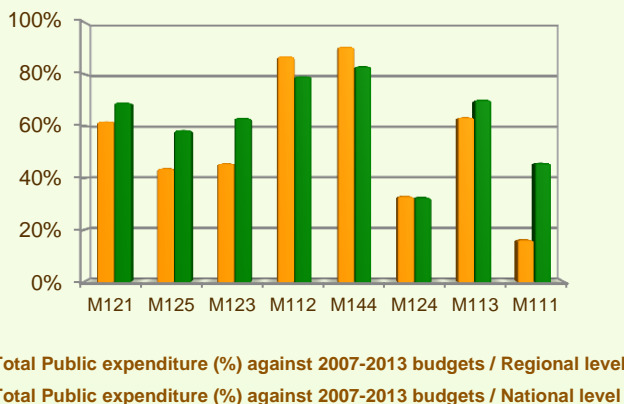


## Axis 1 - Improving the competitiveness of the agricultural and forestry sector

**Figure 2: Axis 1 - Total Public expenditure per measure in million EURO (2007-2013)**



**Figure 3: Axis 1 – Total public expenditure (2007-2013) against 2007-13 budgets, main measures**



Axis 1 places an emphasis on the Modernisation of agricultural holdings (M121) and Infrastructure related to the development and adaptation of agriculture (M125), allocating to these two measures nearly 74% of the overall budgeted funds for Axis 1. Analysis of the expenditure rates per measure up to 2013 shows that:

- ❖ Holdings undergoing restructuring due to a reform of a common market organisation (M144) and Setting up of young farmers (M112) and have utilised respectively 91% and 87% of their programmed expenditure.
- ❖ Improvement of the economic value of forests (M122) and Setting up of management, relief and advisory services (M115) have utilised 76% and 67% of their budgets.
- ❖ Modernisation of agricultural holdings (M121) and Early retirement (M113) have spent 62% and 64% of their allocated budgets.
- ❖ Adding value to agricultural and forestry products (M123) and Infrastructure related to the development and adaptation of agriculture and forestry (M125) have spent 46% and 44% respectively of their allocated budgets.
- ❖ Two measures (M124, M126) have utilised between 30% and 40% of their allocated budgets.
- ❖ Two measures (M111, M114) have utilised 16% of their allocated budgets.
- ❖ Up to 2013, minimal expenditure has been recorded for three measures (M131, M132, M133).

Figure 3 indicates the progress of the total public expenditure of the most important measures of Axis 1 against the 2007-2013 budgets, in comparison to the National level.

# CAMPANIA - ITALY

## Measure 124 project example: Supply Chain Innovation – Researchers and Farmers Develop an Integrated Production Model / Italy – Campania

Dairy, vegetable and fruit sectors are extremely important to the economy of the Campania region but lack integration in the supply chain.

The project linked research centres with farmers and retailers to share knowledge and support integration, thus increasing the competitiveness of local products. It aimed at introducing product and process innovations and creating an integrated production model. Besides setting up the partnership, main activities were: introducing high quality forage to enhance the nutrient value of milk, introducing new lines of soft and hard cheese, based on local vegetables and fruits, developing marketing strategies and consumer analysis, and organising farm visits.

Main actors of these sectors have now access to big supermarkets at national level and the participating farms gained visibility due to the events organised as part of the project.

The total cost of the project was €1,200,000, out of which €1,020,000 was EAFRD contribution.

**Link:** [http://enrd.ec.europa.eu/policy-in-action/rdp\\_view/en/view\\_projects\\_en.cfm?action=detail&backfuse=jsview&postcard\\_id=8560](http://enrd.ec.europa.eu/policy-in-action/rdp_view/en/view_projects_en.cfm?action=detail&backfuse=jsview&postcard_id=8560)

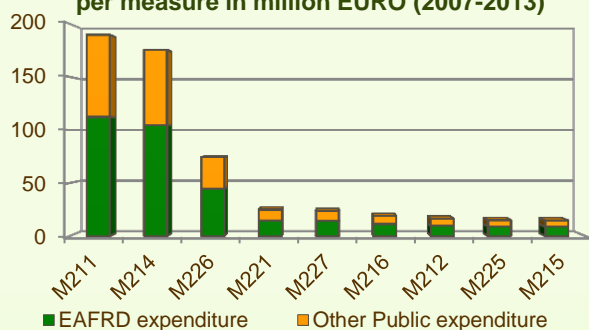
## Axis 2 - Improving the environment and the countryside

Axis 2 focuses on Agri-environment payments (M214), Natural handicap payments to farmers in mountain areas (M211) and Restoring forestry potential and introducing prevention actions (M226). The three measures represent the majority of the Axis 2 realised expenditure (see figure 4). Together they have been allocated 30% of the total public budget programmed in the Campania RDP for 2007-2013.

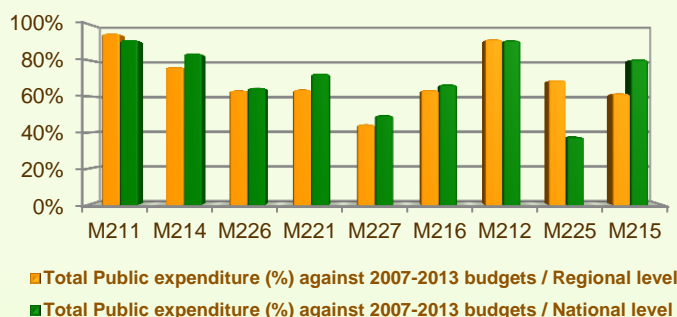
- ❖ Natural handicap payments to farmers in mountain areas (M211) has spent 95% of its planned budget.
- ❖ Payments to farmers in areas with handicaps, other than mountain (M212) has spent 92% of its planned budget.
- ❖ Agri-environment payments (M214) has utilised 77% of its budget.
- ❖ The following measures have utilised between 60% and 70% of their programmed expenditure:
  - Forest-environment payments (M225), 69%
  - Non-productive investments – agriculture (M216), 64%
  - First afforestation of agricultural land (M221), 64%
  - Restoring forestry potential and introducing prevention actions (M226), 64% and
  - Animal welfare payments (M215), 62%.
- ❖ Non-productive investments – forestry (M227) has utilised 45% of its programmed expenditure.
- ❖ First afforestation of non-agricultural land (M223) has used 30% of its allocated budget.

Figure 5 indicates the progress of the total public expenditure of the most important measures of Axis 2 against the 2007-2013 budgets, in comparison to the National level.

**Figure 4: Axis 2 - Total Public expenditure per measure in million EURO (2007-2013)**



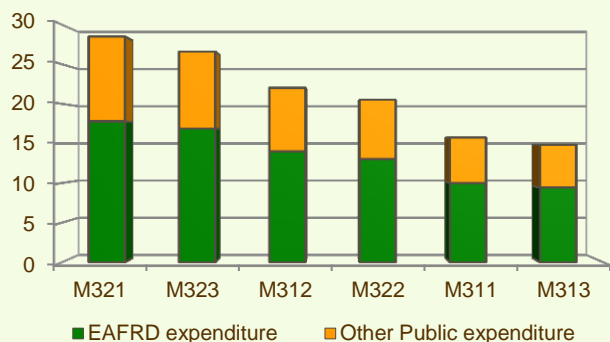
**Figure 5: Axis 2 – Total public expenditure (2007-2013) against 2007-13 budgets, main measures**



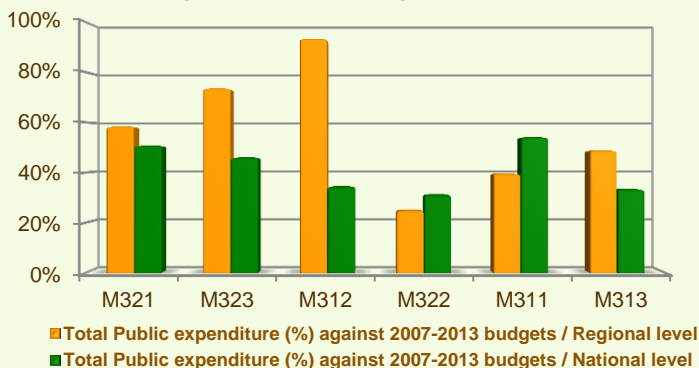
# CAMPANIA - ITALY

## Axis 3 - Quality of life in rural areas and diversification of the rural economy

**Figure 6: Axis 3 - Total Public expenditure per measure in million EURO (2007-2013)**



**Figure 7: Axis 3 – Total public expenditure (2007-2013) against 2007-13 budgets, main measures**



Axis 3 of the Campania RDP focuses on Village renewal and development (M322) and Basic services for the economy and rural population (M321) which together represent 49% of the Axis budget.

When comparing the expenditure rates per measure up to 2013 it is observed that:

- ❖ Support for business creation and development (M312) and Conservation and upgrading of the rural heritage (M323) have utilised respectively 94% and 74% of their planned budgets.
- ❖ Three measures have utilised from 40% to 60% of their programmed expenditure:
  - Basic services for the economy and rural population (M321), 58%
  - Encouragement of tourism activities (M313), 49% and
  - Diversification into non-agricultural activities (M311), 40%.
- ❖ Two measures (M322, M331) have spent less than 25% of their allocated budget up to the end of 2013.

Figure 7 indicates the progress of the total public expenditure of the most important measures of Axis 3 against the 2007-2013 budgets, in comparison to the National level.

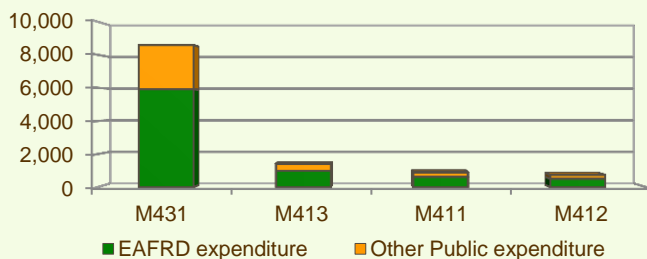
## Axis 4 - Leader

The Leader Axis in the Campania RDP has allocated budget of €86 million out of which €12 million was spent by 2013. Within the Axis emphasis has been given to Quality of life/diversification (M413) which was allocated the largest share of funds.

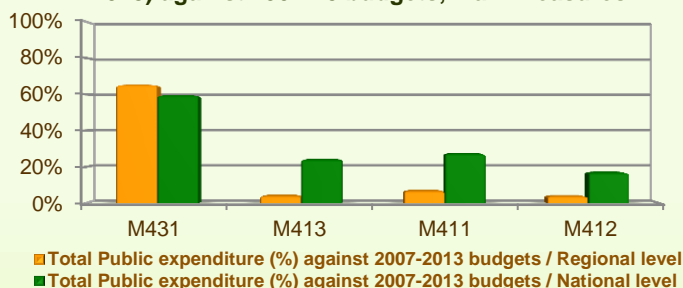
- ❖ As shown in figure 8, the measure on Running the LAG, skills acquisition, animation (M431) has used 65% of its programmed expenditure.
- ❖ For the other four measures of the Axis namely Competitiveness (M411), Environment/ land management (M412), Quality of life/diversification (M413) and Implementing cooperation projects (M421) minimal or no expenditure have been recorded up to the end of 2013.

Figure 9 indicates the progress of the total public expenditure of the most important measures of Axis 4 against the 2007-2013 budgets, in comparison to the National level.

**Figure 8: Axis 4 - Total Public expenditure per measure in thousand EURO (2007-2013)**



**Figure 9: Axis 4 – Total public expenditure (2007-2013) against 2007-13 budgets, main measures**

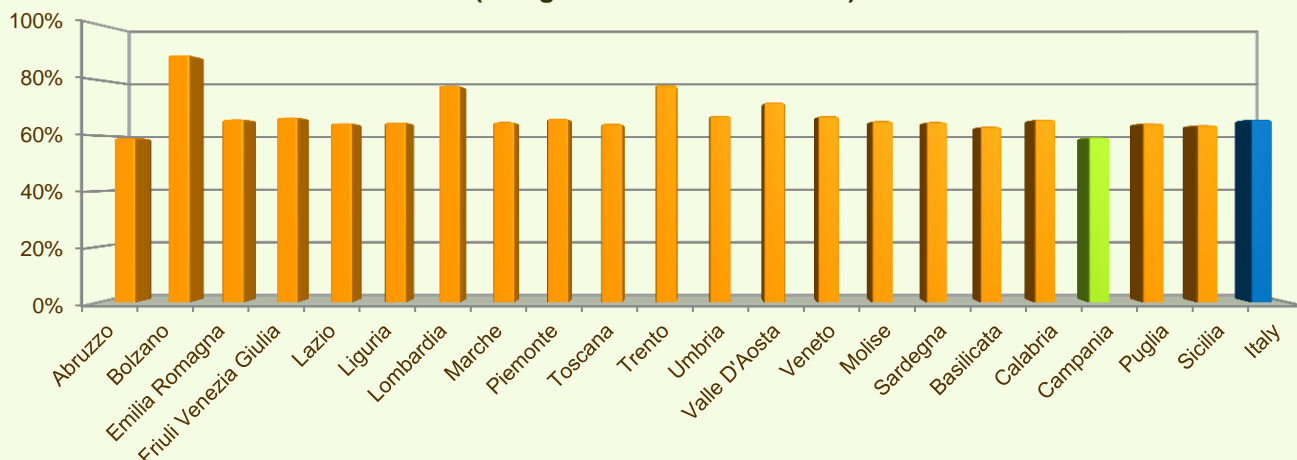


# CAMPANIA - ITALY

## Summary

- ✓ Within seven years of implementation, the Campania RDP has utilised nearly 60% (see figure 10) of the total public expenditure planned for the current Programming Period (including post Health Check and the European Economic Recovery Package modifications).
- ✓ Modernisation of agricultural holdings (M121) is the measure with the highest allocated budget in the Campania RDP. Up to 2013, it has utilised 62% of its available budget and represents 17% of the total public expenditure of the programme.
- ✓ Agri-environment payments (M214) has the second largest budget in the Campania RDP and the utilised expenditure is almost 77% of its allocated funds. M124 represents 16% of the total public expenditure of the programme.
- ✓ The third largest measure budget is for Infrastructure related to the development and adaptation of agriculture and forestry (M125) which has used almost 44% of its programmed total public expenditure and represents 9% of the total public expenditure of the programme.

**Figure 10: Progress of total public expenditure up to 2013 (at regional and national level)**



**Source of the data:**

1) Programmed expenditures 2007-2013: RDP budget allocation following Health Check revision (December 2013)

2) Expenditures 2007-2013: DG AGRI

3) Output indicators data are available only at National level; therefore at regional level a comparison of financial implementation progress is provided between the regional RDPs.



For further detailed information on financial / physical and output indicators data please refer to the dedicated ENRD website section on Monitoring Indicators.