

MARTINIQUE - FRANCE

Basic Information:

In total the Martinique Rural Development Programme (RDP) has budgeted for 2007-2013 a total public expenditure of nearly €137 million (European Agricultural Fund for Rural Development and Member State contribution). At the end of 2013, €85 million were spent out of the allocated budget (see figure 1).

Axis 1 – (Improving the competitiveness of the agricultural and forestry sector), has utilised 65% of its allocated budget.

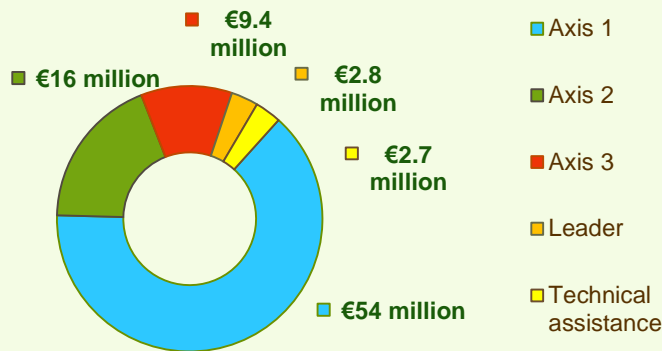
Axis 2 – (Improving the environment and the countryside), has utilised 80% of its programmed expenditure.

Axis 3 – (Improving the quality of life in rural areas), has utilised 44% of its budget.

Axis 4 – (Leader) has utilised approximately 34% of its programmed expenditure.



Figure 1: Martinique - Total Public Expenditure from 2007 to 2013 & expenditure per Axis



Axis 1 - Improving the competitiveness of the agricultural and forestry sector

Figure 2: Axis 1 - Total Public expenditure per measure in thousand EURO (2007-2013)

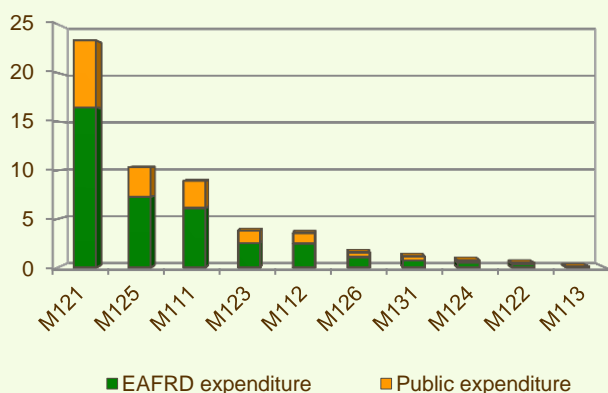
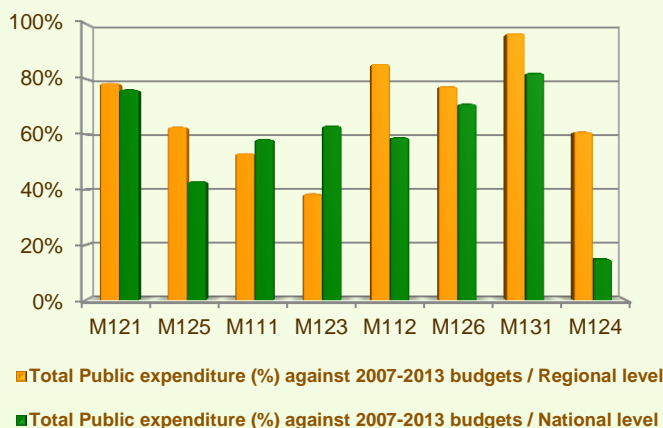


Figure 3: Axis 1 – Total public expenditure (2007-2013) against 2007-13 budgets, main measures



The total programmed public expenditure for Axis 1 places an emphasis on Modernisation of agricultural holdings (M121), allocating to this measure nearly 36% of the overall budgeted funds for Axis 1. Analysis of the expenditure rates per measure up to 2013 shows that:

- ❖ Meeting standards based on EU legislation (M131) has spent 97% of its budget.
- ❖ Setting up of young farmers (M112) have spent 86% of its funds.
- ❖ Modernisation of agricultural holdings (M121) and Restoring agricultural production potential (M126) have spent 79% and 78% of their funds.
- ❖ Cooperation for development of new products, etc. (M124) and Infrastructure related to the development and adaptation of agriculture and forestry (M125) has spent respectively 61% and 63% of their funds.
- ❖ Improvement of the economic value of forests (M122) and Vocational training and information actions (M111) have used 53% of their allocated funds.
- ❖ Adding value to agricultural and forestry products (M123) has spent 39% of its budget
- ❖ Three measures (M113, M132, M133) have spent between 14% and 26% of their budget.

Figure 3 indicates the progress of the total public expenditure of the most important measures of Axis 1 against the 2007-2013 budgets, in comparison to the National level.

MARTINIQUE - FRANCE

Axis 2 - Improving the environment and the countryside

The total programmed public expenditure for Axis 2 focuses on Agri-environment payments (M214) and Natural handicap payments to farmers in mountain areas (M211). These two measures represent the majority of the Axis 2 utilised expenditure (see figure 4). Together they have been allocated 12% of the total public budget programmed in the Martinique RDP for 2007-2013.

- ❖ The measure Natural handicap payments to farmers in mountain areas (M211) has utilised all of its programmed budget.
- ❖ Agri-environment payments (M214) has utilised 76% of its allocated budget.
- ❖ Non-productive investments – forestry (M227) has spent 42% of its planned allocation.
- ❖ Non-productive investments – agriculture (M216) has utilised 40% of its programmed budget.
- ❖ Payments to farmers in areas with handicaps, other than mountain areas (M212) has spent 3% of its programmed expenditure.

Figure 5 indicates the progress of the total public expenditure of the most important measures of Axis 2 against the 2007-2013 budgets, in comparison to the National level.

Figure 4: Axis 2 - Total Public expenditure per measure in million EURO (2007-2013)

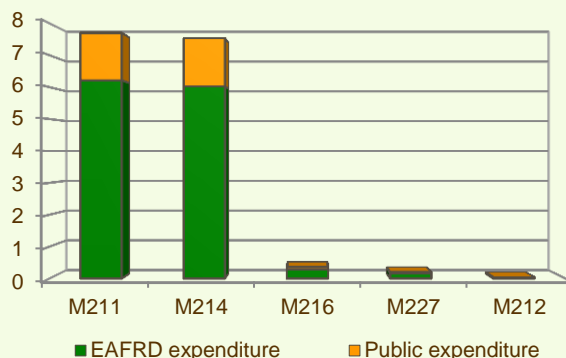
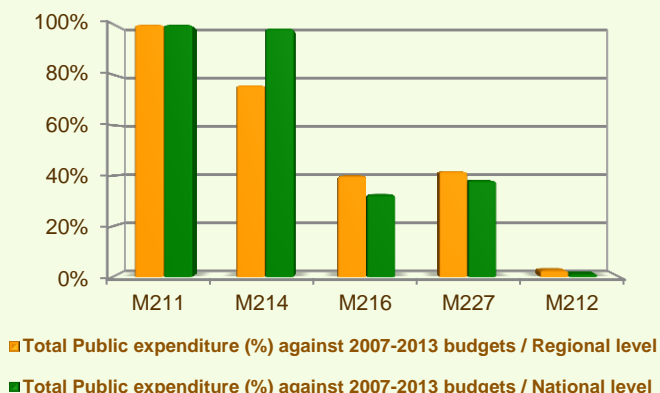
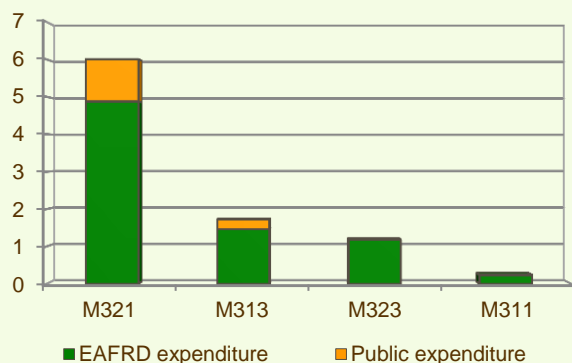


Figure 5: Axis 2 – Total public expenditure (2007-2013) against 2007-13 budgets, main measures



Axis 3 - Quality of life in rural areas and diversification of the rural economy

Figure 6: Axis 3 - Total Public expenditure per measure in million EURO (2007-2013)



The total programmed public expenditure for Axis 3 of the Martinique RDP focuses on Basic services for the economy and the rural population (M321), which represents 56% of the Axis budget and most of the utilised total public expenditure (see figure 6).

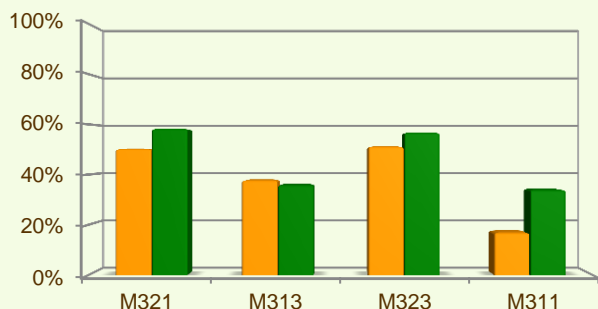
When comparing the expenditure rates per measure up to 2013 it is observed that:

- ❖ Conservation and upgrading of the rural heritage (M323) and Basic services for the economy and the rural population (M321) and have spent about 50% of their planned allocations.
- ❖ Encouragement of tourism activities (M313) has utilised 38% of its funds.
- ❖ Diversification into non-agricultural activities (M311) has utilised 17% of its allocated budget.

MARTINIQUE - FRANCE

Axis 3 - Quality of life in rural areas and diversification of the rural economy

Figure 7: Axis 3 total public expenditure (2007-2013) against 2007-2013 budgets, main measures



■ Total public expenditure (%) against 2007-2013 budgets / Regional level

■ Total public expenditure (%) against 2007-2013 budgets / National level

- ❖ For Support for business creation and development (M312) and Skills acquisition and animation (M341), no expenditure has been recorded up to the end of 2013.

Figure 7 indicates the progress of the total public expenditure of the most important measures of Axis 3 against the 2007-2013 budgets, in comparison to the National level.

Axis 4 - Leader

The Leader Axis in the Martinique RDP has allocated budget of almost €8 million out of which €2.8 million have been spent by 2013. Within the Axis, emphasis has been given to the Quality of life/diversification (M413) which has been allocated nearly 64% of the total public programmed funds of the Axis.

- ❖ Running the LAG, skills acquisition, animation (M431) has utilised 48% of its planned allocation.
- ❖ Quality of life/diversification (M413) has used nearly 36% of its budget.
- ❖ Competitiveness (M411) and Environment/land management (M412) have spent 10% of their allocated funds.
- ❖ For Implementing cooperation projects (M421), no expenditure has been recorded up to the end of 2013.

Figure 9 indicates the progress of the total public expenditure of the most important measures of Axis 4 against the 2007-2013 budgets, in comparison to the National level.

Figure 8: Axis 4 total public expenditure per measure in thousand EURO (2007-2013)

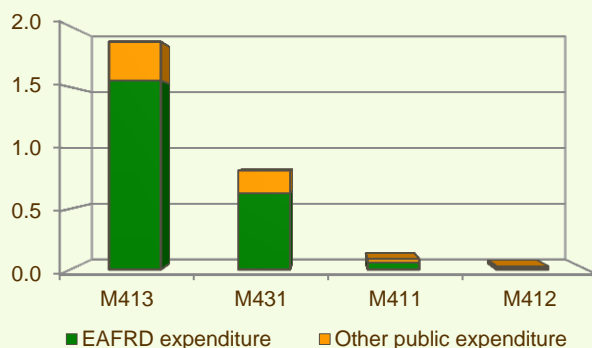
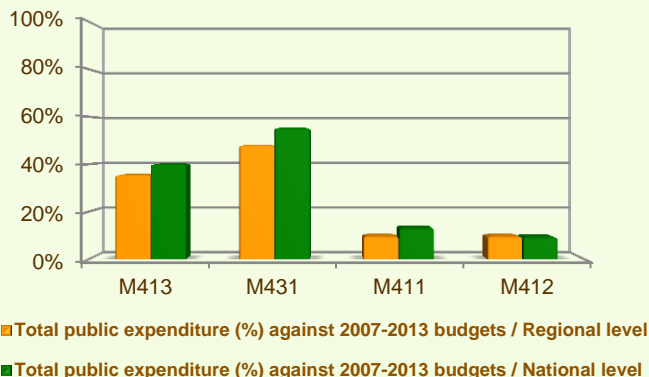


Figure 9: Axis 4 total public expenditure (2007-2013) against 2007-2013 budgets, main measures



■ Total public expenditure (%) against 2007-2013 budgets / Regional level

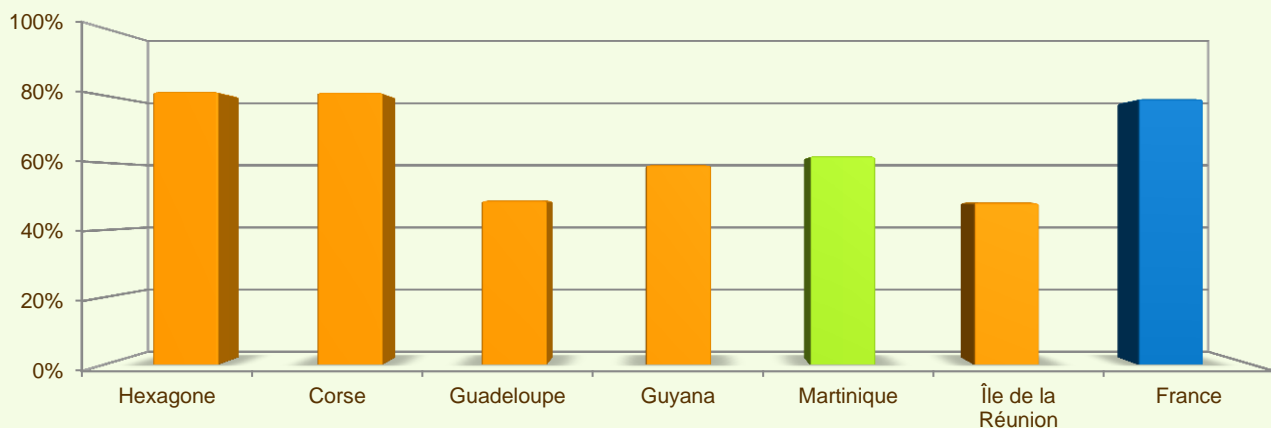
■ Total public expenditure (%) against 2007-2013 budgets / National level

MARTINIQUE - FRANCE

Summary

- ✓ Within seven years of implementation, the Martinique RDP has utilised about 62% (see Figure 10) of the total public expenditure planned for the current Programming Period (including post Health Check and the European Economic Recovery Package modifications).
- ✓ Modernisation of agricultural holdings (M121) is the measure with the highest allocated budget in the Martinique RDP. Up to 2013, it has utilised 79% of its available budget and represents 20% of the total public expenditure of the programme.
- ✓ Vocational training and information actions (M111) has the second largest budget in the Martinique RDP and the utilised expenditure is 53% of its allocated funds. M111 represents nearly 12% of the total public expenditure of the programme.
- ✓ The third largest measure budget is for Infrastructure related to the development and adaptation of agriculture and forestry (M125) which has used almost 63% of its programmed total public expenditure and represents 12% of the total public expenditure of the programme.

Figure 10: Progress of total public expenditure up to 2013 (at regional and national level)



Source of the data:

1) Programmed expenditures 2007-2013: RDP budget allocation following Health Check revision (December 2013)

2) Expenditures 2007-2013: DG AGRI

3) Output indicators data are available only at National level; therefore at regional level a comparison of financial implementation progress is provided between the regional RDPs.

For further detailed information on financial / physical and output indicators data please refer to the dedicated ENRD website section on Monitoring Indicators.



<http://enrd.ec.europa.eu>