

ÅLAND ISLANDS - FINLAND

Basic Information:

The Åland Islands Rural Development Programme (RDP) has budgeted for 2007-2013 a total public expenditure of €59 million (European Agricultural Fund for Rural Development and Member State contribution). At the end of 2013, €55.5 million were spent out of the allocated budget (see Figure 1).

Axis 1 (Improving the competitiveness of the agricultural and forestry sector) has utilised nearly 84% of its allocated budget.

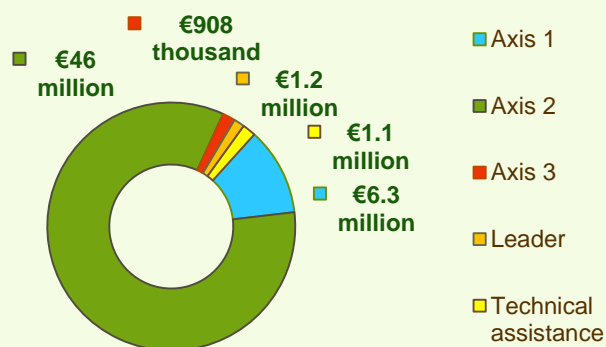
Axis 2 (Improving the environment and the countryside) has utilised 98% of its programmed expenditure.

Axis 3 (Improving the quality of life in rural areas) has utilised approximately 54% of its budget.

Axis 4 (Leader) has utilised 72% of its programmed expenditure.



Figure 1: Total public expenditure per axis in Åland Islands (2007-2013)



Axis 1 - Improving the competitiveness of the agricultural and forestry sector

Figure 2: Axis 1 total public expenditure per measure in million EURO (2007-2013)

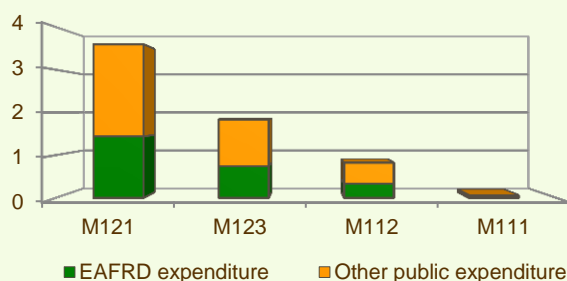
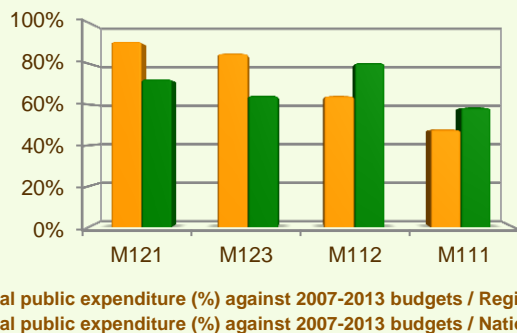


Figure 3: Axis 1 total public expenditure (2007-2013) against 2007-2013 budgets, main measures



Axis 1 places an emphasis on Modernisation of agricultural holdings (M121), allocating to this measure more than half of the overall budgeted funds for Axis 1.

Analysis of the expenditure rates per measure up to 2013 shows that:

- ❖ The two measures with the highest expenditure rates are:
 - Modernisation of agricultural holdings (M121), 91%
 - Adding value to agricultural and forestry products (M123), 85%.
- ❖ Setting up young farmers (M112) has utilised 64% of its planned allocation.
- ❖ Vocational training and information actions (M111) has utilised nearly 48% of its programmed expenditure.

Figure 3 indicates the progress of the total public expenditure of the most important measures of Axis 1 against the 2007-2013 budgets, in comparison to the National level.

For further detailed information on financial / physical and output indicators data please refer to the dedicated ENRD website section on Monitoring Indicators.

Source of the data:

- 1) Programmed expenditures 2007-2013: RDP budget allocation following Health Check revision (December 2013)
- 2) Expenditures 2007-2013: DG AGRI
- 3) Output indicators data are available only at National level; therefore at regional level a comparison of financial implementation progress is provided between the regional RDPs.

ÅLAND ISLANDS - FINLAND

Axis 2 - Improving the environment and the countryside

Axis 2 focuses on Agri-environment payments (M214) and Payments to farmers in areas with handicaps, other than mountain areas (M212) (see Figure 4). Together these two measures have been allocated almost 80% of the total public budget programmed in the Åland Islands RDP for 2007-2013.

- ❖ Payments to farmers in areas with handicaps, other than mountain areas (M212) has utilised nearly 99% of its programmed expenditure.
- ❖ The measure Agri-environment payments (M214) has utilised 97% of its planned allocation.
- ❖ Minimal expenditure has been recorded by the end of 2013 for Non-Productive investments - agriculture (M216).

Figure 5 indicates the progress of the total public expenditure of the most important measures of Axis 2 against the 2007-2013 budgets, in comparison to the National level.

Figure 4: Axis 2 total public expenditure per measure in million EURO (2007-2013)

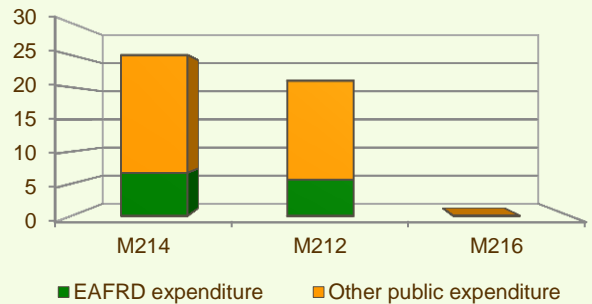
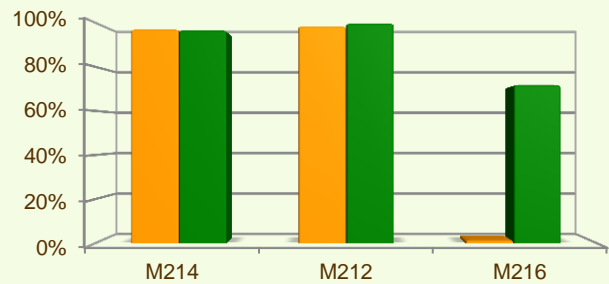


Figure 5: Axis 2 total public expenditure (2007-2013) against 2007-2013 budgets, main measures



■ Total public expenditure (%) against 2007-2013 budgets / Regional level
■ Total public expenditure (%) against 2007-2013 budgets / National level

Axis 3 - Quality of life in rural areas and diversification of the rural economy

Figure 6: Axis 3 total public expenditure per measure in thousand EURO (2007-2013)

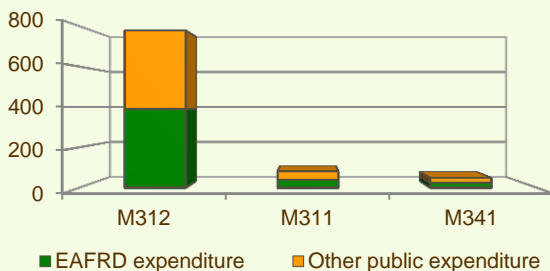
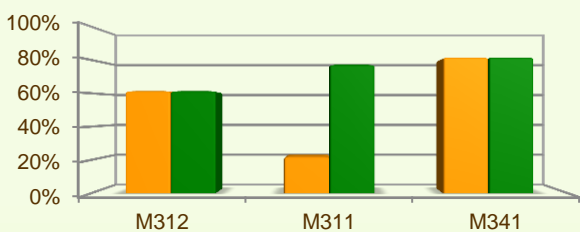


Figure 7: Axis 3 total public expenditure (2007-2013) against 2007-2013 budgets, main measures



■ Total public expenditure (%) against 2007-2013 budgets / Regional level
■ Total public expenditure (%) against 2007-2013 budgets / National level

Axis 3 of the Åland Islands RDP focuses on Support for business creation and development (M312), which represents nearly 75% of the axis funds and in absolute terms has the largest total public expenditure within the axis (see figure 6).

When comparing the expenditure rates per measure up to 2013 it is observed that:

- ❖ Support for business creation and development (M312) has utilised nearly 62% of its allocated budget.
- ❖ The measure Diversification into non-agricultural activities (M311) has utilised 22% of its allocated budget.
- ❖ Skills-acquisition and animation (M341), with less than 4% of the Axis budgeted funds, has spent 82% of its budget.

Figure 7 indicates the progress of the total public expenditure of the most important measures of Axis 3 against the 2007-2013 budgets, in comparison to the National level.

ÅLAND ISLANDS - FINLAND

Axis 4 - Leader

The Leader Axis in the Åland Islands RDP has allocated budget of €1.6 million out of which €1.2 million has been spent by 2013. Within the Axis, emphasis has been given to the Quality of life/diversification (M413) which has been allocated the largest share of funds.

When comparing the public expenditure per measure up to 2013, it is observed that Quality of life/diversification (M413) had the largest total public expenditure (see figure 8) within the axis.

It is also observed that:

- ❖ Quality of life/diversification (M413) has utilised 75% of its allocated funds.
- ❖ Running the LAG, skills acquisition, animation (M431) has spent 72% of its programmed expenditure.
- ❖ For Implementing cooperation projects (M421), no expenditure has been recorded up to the end of 2013.

Figure 9 indicates the progress of the total public expenditure of the most important measures of Axis 4 against the 2007-2013 budgets, in comparison to the National level.

Figure 8: Axis 4 total public expenditure per measure in thousands EURO (2007-2013)

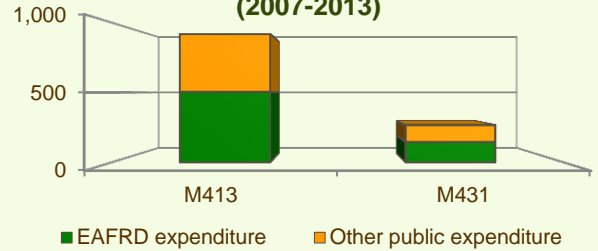
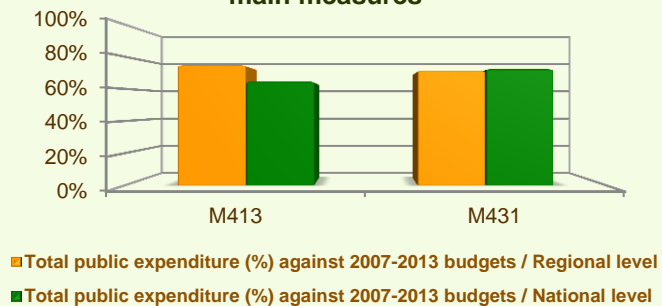


Figure 9: Axis 4 total public expenditure (2007-2013) against 2007-2013 budgets, main measures



Summary

- ✓ Within seven years of implementation, the Åland Islands RDP has utilised about 94% (see Figure 10) of the total public expenditure planned for the current Programming Period (including post Health Check and the European Economic Recovery Package modifications).
- ✓ Agri-environment payments (M214) is the measure with the highest allocated budget in the Åland Islands RDP. Up to 2013, it has utilised 97% of its available budget and represents 45% of the total public expenditure of the programme.
- ✓ Payments to farmers in areas with handicaps, other than mountain areas (M212) has the second largest budget in the Åland Islands RDP and the utilised expenditure is 99% of its allocated funds. M212 represents 38% of the total public expenditure of the programme.
- ✓ The third largest measure budget is for Modernisation of agricultural holdings (M121), which has used 91% of its programmed total public expenditure and represents nearly 7% of the total public expenditure of the programme.

Figure 8: Progress of total public expenditure up to 2013 (at regional and national level)

