

GERMANY

Basic Information:

In total the German Rural Development Programmes (RDPs) have budgeted for 2007-2013 a total public expenditure of €14.5 billion (European Agricultural Fund for Rural Development and Member State contribution). At the end of 2013, €12 billion were spent out of the allocated budget (see figure 1).

Axis 1 – (Improving the competitiveness of the agricultural and forestry sector), has utilised almost 81% of its allocated budget.

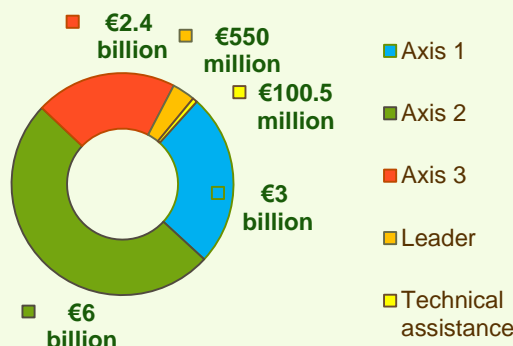
Axis 2 – (Improving the environment and the countryside), has utilised 91% of its programmed expenditure.

Axis 3 – (Improving the quality of life in rural areas), has utilised nearly 76% of its budget.

Axis 4 – (Leader) has utilised approximately 60% of the programmed expenditure.



Figure 1: Total Public Expenditure from 2007 to 2013 in Germany & expenditure per Axis



Axis 1 - Improving the competitiveness of the agricultural and forestry sector

Figure 2: Axis 1 - Total Public expenditure per measure in million EURO (2007-2013)

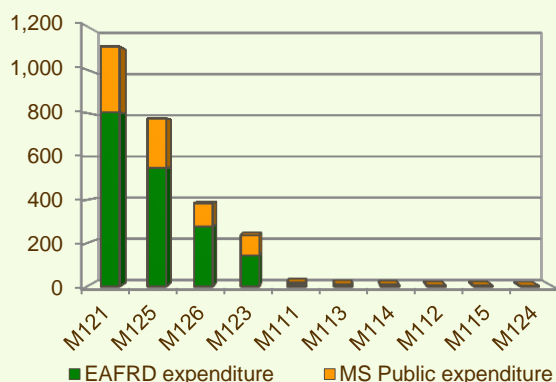
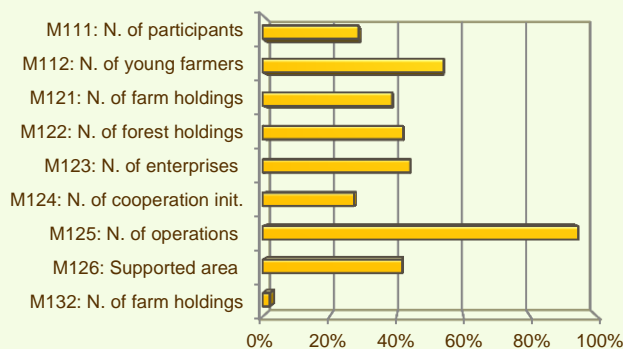


Figure 3: Axis 1 - Progress against 2007-2013 output targets in Germany (2007-2012)



The sum of programmed total public expenditure of the German RDPs on Axis 1 places an emphasis on Modernisation of agricultural holdings (M121) and Infrastructure related to the development and adaptation of agriculture (M125), allocating to these two measures more than 72% of the overall budgeted funds for Axis 1. Analysis of the expenditure rates per measure up to 2013 shows that:

- ❖ Setting up of management, relief and advisory services (M115) has spent all of its funds.
- ❖ Setting up of young farmers (M112), Early retirement (M113) and Participation of farmers in food quality schemes (M132) have spent 86-94% of their allocated budgets.
- ❖ Five measures have utilised 70-83% of their allocated funds:
 - Improvement of the economic value of forests (M122), 70%
 - Vocational training and information actions (M111), 72%;
 - Restoring agricultural production potential (M126), 73%;
 - Adding value to agricultural and forestry products (M123) and Infrastructure related to the development and adaptation of agriculture (M125), 82%; and
 - Modernisation of agricultural holdings (M121), 83%.
- ❖ Two measures have utilised 45-56% of their planned budgets:
 - Cooperation for development of new products, etc. (M124), 45%
 - Use of advisory services (M114), 56%.

Figure 3 provides an indication of the achieved outputs up to 2012 in comparison to the output targets for 2007-2013.

GERMANY

Axis 2 - Improving the environment and the countryside

The sum of programmed total public expenditure of the German RDPs on Axis 2 focuses on Agri-environment payments (M214) and Payments to farmers in areas with handicaps, other than mountain areas (M212). These two measures represent the majority of the Axis 2 expenditure (see figure 4). Together they have been allocated almost 40% of the total public budget programmed in the German RDPs for 2007-2013.

- ❖ Natural handicap payments to farmers in mountain areas (M211) and Payments to farmers in areas with handicaps, other than mountain areas (M212) have spent almost all of their allocated funds.
- ❖ Five measures have utilised 83-90% of their allocated budgets:
 - First afforestation of agricultural land (M221), 83%;
 - Non-productive investments – agriculture (M216) and Natura 2000 payments (M224), 85%;
 - Natura 2000 payments linked to Directive 2000/60/EC (M213), 89%; and
 - Agri-environment payments (M214), 90%.
- ❖ Five measures have spent between 70% and 80% of their programmed budgets:
 - Animal welfare payments (M215) and Restoring forestry potential and introducing prevention actions (M226), 72%;
 - Non-productive investments - forestry (M227), 75%;
 - First afforestation of non-agricultural land (M223), 76%; and
 - Forest-environment payments (M225), 79%.

Figure 5 provides an indication of the achieved outputs up to 2012 in comparison to the output targets for 2007-2013.

Figure 4: Axis 2 - Total Public expenditure per measure in million EURO (2007-2013)

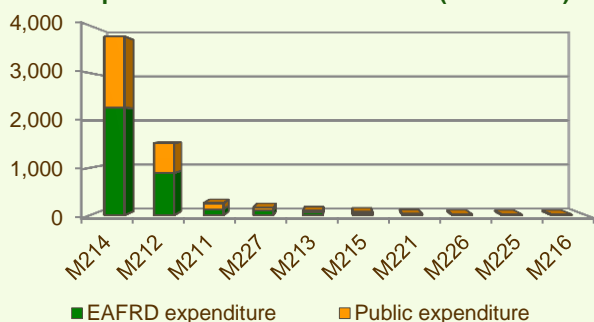
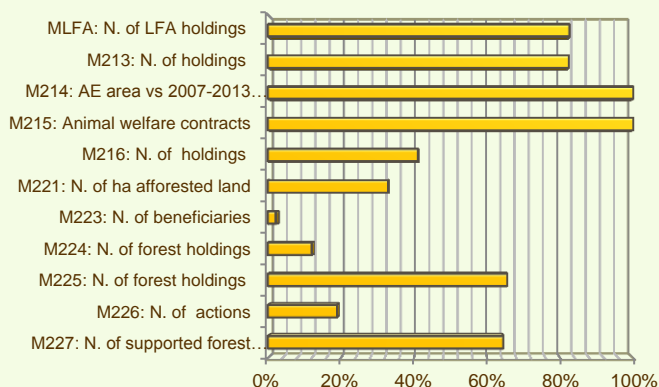


Figure 5: Axis 2 - Progress against 2007-2013 output targets in Germany (2007-2012)



Measure 214 project example: Agriculture and Nature Conservation - Hand in Hand / Germany

EAFRD support was used to combine nature conservation of the wet grasslands in the protection zones of biosphere reserve Spreewald in Brandenburg and Berlin. Organic cattle breeding is implemented to achieve sustainable farming and production of high-quality meat. Cattle are held in grazing herds for maximum 8 months in the area. This allows not only the production of high-quality meat, but also protects a piece of cultural landscape, with organically bred cattle. At the end of the project, grassland birds such as skylarks, lapwings, redshanks and yellow wagtails could more easily find nesting places and their populations increased. The approach applied in the project provides an example of a successful solution for managing wet grassland areas and fulfilling the conservation needs.

The total cost of the project was €110 /ha, out of which €55/ha was EAFRD contribution for a surface of around 1,325 ha of grassland.

Link: http://enrd.ec.europa.eu/policy-in-action/rdp_view/en/view_projects_en.cfm?action=detail&backfuse=jsview&postcard_id=6960

GERMANY

Axis 3 - Quality of life in rural areas and diversification of the rural economy

Figure 6: Axis 3 - Total Public expenditure per measure in million EURO (2007-2013)

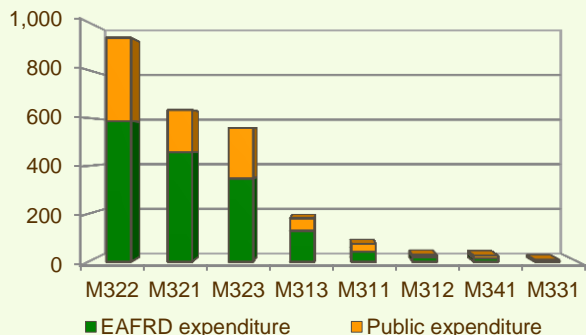
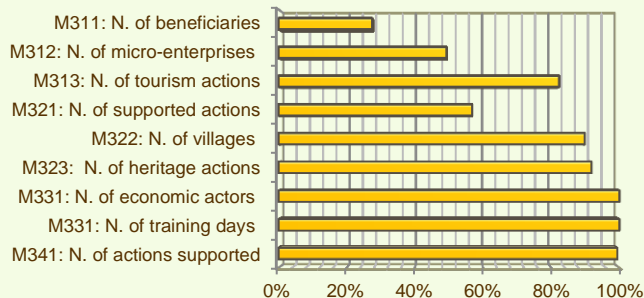


Figure 7: Axis 3 - Progress against 2007-2013 output targets in Germany (2007-2012)



The sum of programmed total public expenditure of the German RDPs on Axis 3 focuses on Village renewal and development (M322), Conservation and upgrading of the rural heritage (M323) and Basic services for the economy and rural population (M321) which together represent approximately 86% of the Axis budget and Axis total public expenditure (see figure 6).

When comparing the expenditure rates per measure up to 2013 it is observed that:

- ❖ Village renewal and development (M322) has utilised 83% of its allocated funds.
- ❖ Five measures have spent between 67% and 78% of their programmed expenditure:
 - Conservation and upgrading of the rural heritage (M323) and Skills acquisition and animation (M341), 67%
 - Encouragement of tourism activities (M313), 72%;
 - Diversification into non-agricultural activities (M311), 77%; and
 - Basic services for the economy and rural population (M321), 78%.
- ❖ Support for business creation and development (M312) and Training and information (M331) have spent in that order 52% and 46% of their planned allocations.

Figure 7 provides an indication of the achieved outputs up to 2012 in comparison to the output targets for 2007-2013.

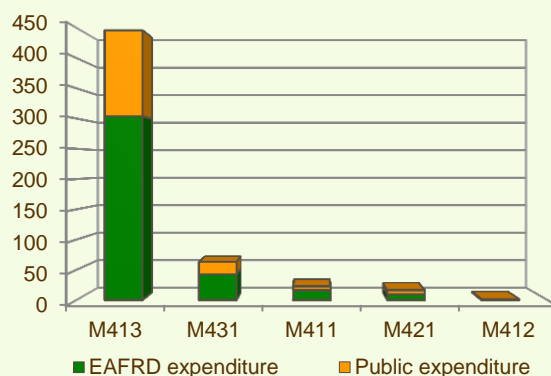
Axis 4 - Leader

The sum of total programmed public expenditure of the German RDPs on the Leader Axis is €910 million, out of which €550 million have been spent by 2013. The largest allocation of funds is on the Quality of life and diversification measure (M413) which has been allocated 75% of the planned funds.

When comparing expenditure per measure up to 2013 (figure 8) it is observed that:

- ❖ Quality of life and diversification (M413) has used 65% of its planned budget.
- ❖ Running the LAG, skills acquisition, animation (M431) has utilised nearly 61% of its budget.

Figure 8: Axis 4 - Total Public expenditure per measure in million EURO (2007-2013)



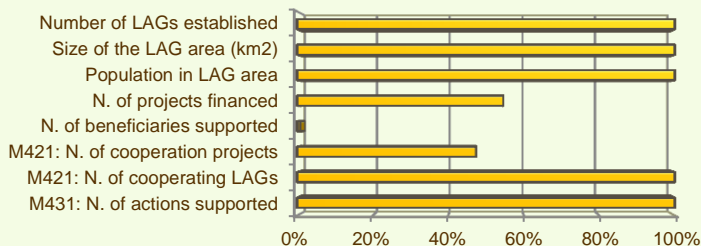
GERMANY

Axis 4 - Leader

- ❖ Implementing cooperation projects (M421) and Competitiveness (M411) have utilised between 36% and 38% of their allocated funds.
- ❖ The Environment/land management measure (M412) has utilised 9% of its planned allocation.

Figure 9 provides an indication of the achieved outputs up to 2012 in comparison to the output targets for 2007-2013.

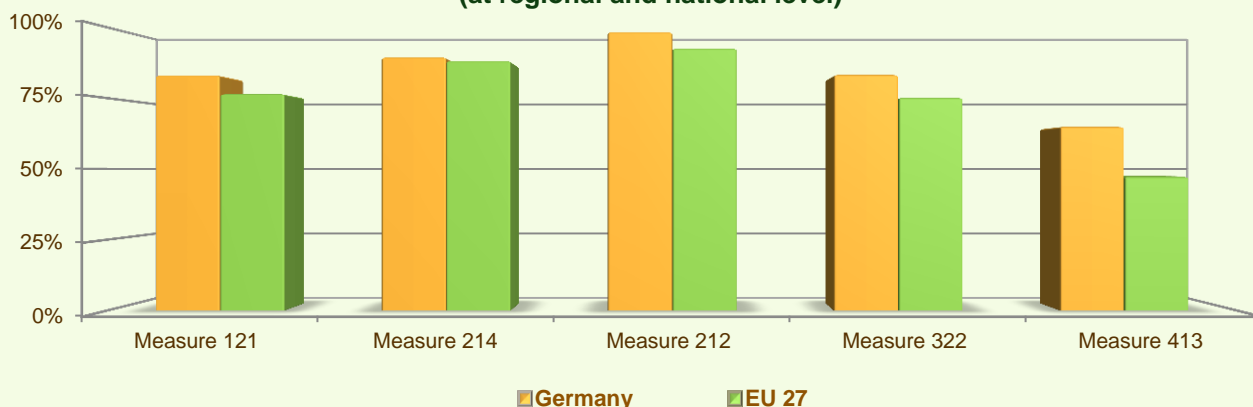
Figure 9: Axis 4 - Progress against 2007-2013 output targets in Germany (2007-2012)



Summary

- ✓ Within seven years of implementation, the German RDPs have utilised about 83% of the total public expenditure planned for the current Programming Period (including post Health Check and the European Economic Recovery Package modifications).
- ✓ Agri-environment payments (M214) is the measure with the highest allocated budget in the German RDPs. Up to 2013, it has utilised almost 90% of its available budget and represents 31% of the total public expenditure of the programme.
- ✓ The second largest budget is for Modernisation of agricultural holdings (M121), which has used 83% of its programmed total public expenditure and represents 11% of the total public expenditure of the programme.
- ✓ Payments to farmers in areas with handicaps, other than mountain areas (M212) has the third largest measure budget in the German RDPs and the utilised expenditure is 99% of its allocated funds. M212 represents 13% of the total public expenditure of the programme.

Figure 10: Progress of total public expenditure up to 2013 (at regional and national level)



Source of the data:

1) Programmed expenditures 2007-2013: RDP budget allocation following Health Check revision (December 2013); 2) Expenditures 2007-2013: DG AGRI ; 3) Output indicators: monitoring tables submitted by Managing Authorities along with the 2008, 2009, 2010, 2011, 2012 and 2013 Annual Progress Reports. Data referring to programming years 2007 to 2012. Only commitments made from year 2007 onwards are considered; 4) Output targets 2007-2013: DG AGRI

For further detailed information on financial / physical and output indicators data please refer to the dedicated ENRD website section on Monitoring Indicators.