

1. General information

Geographical Area	Country	Germany
	Region	Saxony
Rural population (1)	Inhabitants (4)	3.1 million
	% of total population (4)	75.2 %
	Density - Inhab/km2 (4)	142
Rural area (1)	Km2 (4)	16 400
	% of total area (4)	89.1 %
Agricultural area Total Utilised Agricultural Area (UAA)	Ha (2)	913 000
	% of total territory (2)	49.6 %
Forest and other wooded land	Ha (4)	524 000
	% of total area (4)	28.4 %
Total employment	People (2)	1.9 million
Rural employment	% of total workforce (2)	15.2 %

Data source: Germany - Saxony 2014-2020 Rural Development Programme (RDP).
Note: (1) OECD definition applies, including intermediate and predominantly rural regions; (2) 2010 data; (3) 2011 data; (4) 2012 data.

EAFRD* support:
EUR 816 860 146
0.9 % of Total EAFRD support for EU-28



National contribution:
EUR 321 916 567

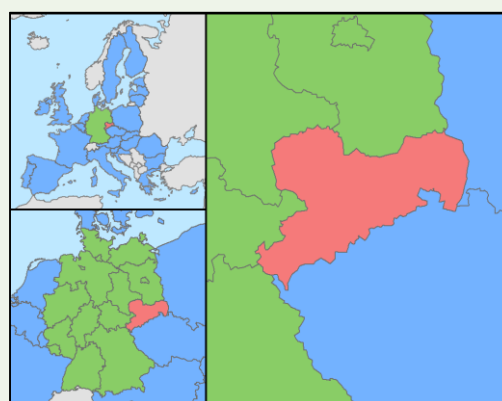


Planned total public expenditure:
EUR 1 138 776 713

* European Agricultural Fund for Rural Development (EAFRD)

Primary sector contribution to Gross Value Added (GVA)	% of total (2)	1.1 %
No of agricultural holdings	No (2)	6 290
Average farm size	ha UAA/holding (2)	145.1
High Nature Value farming	% of total UAA (3)	13 %
Farmland Birds Index (FBI)	Index 2000 = 100	75.7
	<i>From 2000 to 2008 the FBI measuring the relative abundance of farmland bird species decreased by 24.3%.</i>	

Political map: Germany-Saxony



Examples of expected achievements

- Transfer of knowledge and information measures will be provided through training of 4 500 participants, mainly farmers. The links between agricultural production sectors and research will be reinforced through 130 cooperation projects. Primary producers (around 6 300 farm holdings) will be targeted through knowledge transfer and information measures as well.
- Farm investments aim to restructure and modernise 760 farms (12 % of the total), while simultaneously targeting environment, climate and animal welfare.
- Around 30 % of the allocated amount will be used for area-based payments to farmers for using environment/climate friendly land management practices, including organic farming. The RDP includes highly targeted agri-environmental and climate measures prioritising the most vulnerable areas (areas with natural constraints). 12% of the agricultural area is targeted to be under contract to improve water management. This priority also supports environment/climate friendly farm investments and forest investments. The RDP prioritises investments in energy efficiency, emission reduction and renewable energy production in rural areas.
- Non-productive investments and changes in land use from arable land to extensive farming areas will also be supported. Environmental efforts in forestry will be encouraged with about 1 100 investment projects for developing and improving the viability of forests.
- A key feature of the Saxony RDP is the extensive use of the LEADER approach that, implemented by 30 Local Action Groups (LAGs) and covering 64 % of the rural population, will improve the living conditions in rural economies and communities, will create jobs (roughly 360) and will support in specific the improvement of basic services, business development, innovation and co-operation.

Examples of key challenges

- Saxony's agriculture is mainly characterised by small-scale farming structures of 50 ha or below and several big agricultural holdings. It is a key challenge to improve the competitiveness of these farms.
- In Saxony 39 % of the area is classified as "less favoured area" and over half of the agricultural land in Saxony is exposed to water and/or wind erosion. The groundwater quality is often below acceptable thresholds, while emissions could be reduced and energy efficiency boosted. Biodiversity is still declining.
- Rural depopulation and demographic change is an increasing problem.

Source: DG AGRI, **Factsheet on 2014-2020 Rural Development Programme for the German Land Saxony**, December 2015.

http://ec.europa.eu/agriculture/rural-development-2014-2020/country-files/de/factsheet-saxony_en.pdf

2. RDP focus areas: planned expenditure, measures and 2023 targets

This section illustrates each rural development priority (P) with a focus on: the indicative budget per Focus Area (FA) and its breakdown by selected measure; and the relation between the indicative planned total public expenditure and the expected 2023 targets set by the Managing Authority for each focus area.

P1 - Knowledge transfer & innovation: Fostering knowledge transfer and innovation in agriculture, forestry, and rural areas

Priority 1 is considered a cross-cutting priority: the budget under Priorities 2 - 6 contributes to the achievement of Priority 1 targets.

Focus Area 1A. Innovation & cooperation

Target indicator	Value
T1 - % of expenditure under Articles 14, 15 and 35 of Regulation (EU) No 1305/2013 in relation to the total expenditure for the RDP	2.1 %

Focus Area 1B. Links with research & innovation

Target indicator	Value
T2 - Total number of cooperation operations supported under the cooperation measure (Article 35 of Regulation (EU) No 1305/2013) (groups, networks/clusters, pilot projects...), of which: Nr of EIP operational groups to be supported (establishment and operation)	130 10

Focus Area 1C. Lifelong learning & vocational training

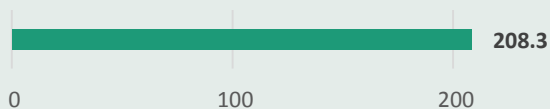
Target indicator	Value
T3 - Total number of participants trained under Article 14 of Regulation (EU) No 1305/2013	4 500

P2 – Competitiveness:

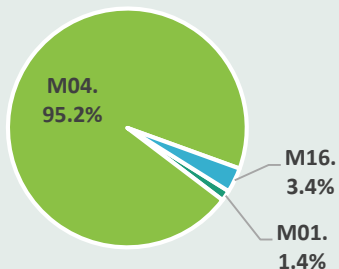
Enhancing farm viability and competitiveness of all types of agriculture in all regions and promoting innovative farm technologies and sustainable management of forest

Focus Area 2A. Farm's performance, restructuring & modernization

Total public budget (million EUR)



Breakdown of FA budget by measure (%)




Target indicator	Value
T4 - % of agricultural holdings with RDP support for investments in restructuring or modernisation	12.1 %

P3 – Food chain & risk management:

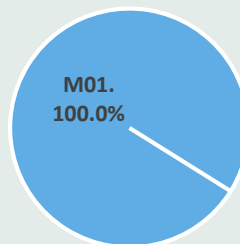
Promoting food chain organisation, including processing and marketing of agricultural products, animal welfare and risk management in agriculture

Focus Area 3A. Agri-food chain integration & quality

Total public budget (million EUR)

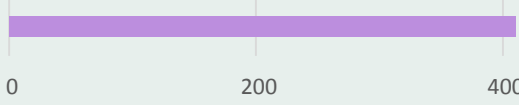
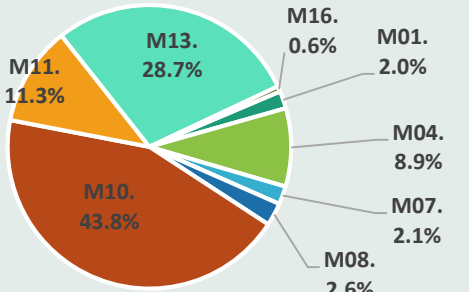


Breakdown of FA budget by measure (%)



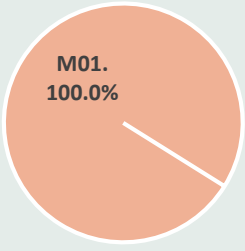
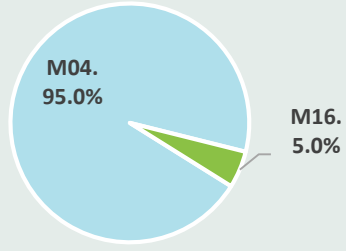


Target indicator	Value
T specific P3A - % of specific costs for "Knowledge and information transfer" in relation to total RDP costs	0.04 %

P4 – Ecosystems management: Restoring, preserving and enhancing ecosystems related to agriculture and forestry

Focus Areas		Total public budget (million EUR)			
4A. Biodiversity's restoration, preservation & enhancement 4B. Water management 4C. Soil erosion & soil management		 <p>410.5</p>			
Target indicator	Value	Breakdown of FA budget by measure (%)		Measure	m EUR
T8 - % of forest/other wooded area under management contracts supporting biodiversity	0.05 %			M01	8.2
T9 - % of agricultural land under management contracts supporting biodiversity and/or landscapes	6.6 %			M04	36.6
T10 - % of agricultural land under management contracts to improve water management	11.8 %			M07	8.5
T12 - % of agricultural land under management contracts to improve soil management and/or prevent soil erosion	3.3 %			M08	10.7
				M10	179.8
			M11	46.5	
			M13	117.6	
			M16	2.5	


P5 - Resource efficiency & climate: Promoting resource efficiency and supporting the shift towards a low carbon and climate resilient economy in agriculture, food and forestry sectors

Focus Area 5B. Energy use efficiency			Focus Area 5C. Renewable sources & waste management		
Total public budget (million EUR)			Total public budget (million EUR)		
 <p>1.5</p>			 <p>6.8</p>		
Breakdown of FA budget by measure (%)	Measure	m EUR	Breakdown of FA budget by measure (%)	Measure	m EUR
	M01	1.5		M04	6.5
				M16	0.3
Target indicator	Value			Target indicator	Value
T specific P5B - % of specific costs for "Knowledge and information transfer" in relation to total RDP costs	0.1 %		T16 - Total investment in renewable energy production (EUR)	7.6 m	

P5 - Resource efficiency & climate: Promoting resource efficiency and supporting the shift towards a low carbon and climate resilient economy in agriculture, food and forestry sectors

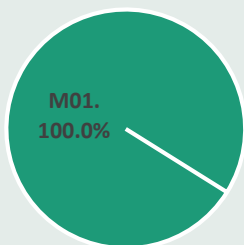
Focus Area 5D. Greenhouse Gas (GHG) & ammonia emissions

Total public budget (million EUR)



Breakdown of FA budget by measure (%)

Measure	m EUR
M01	0.8



Target indicator

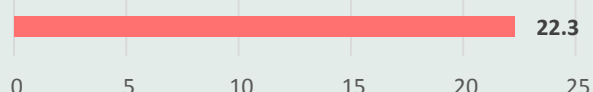
Value

T specific P5D - % of specific costs for "Knowledge and information transfer" in relation to total RDP costs

0.07 %

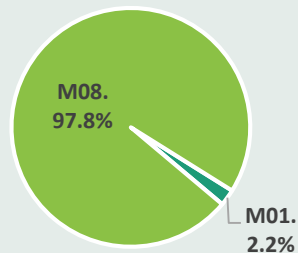
Focus Area 5E. Carbon conservation & sequestration

Total public budget (million EUR)



Breakdown of FA budget by measure (%)

Measure	m EUR
M01	0.5
M08	21.8



Target indicator

Value


T specific P5E - % of forestry area for M08 (8.5) in respect of forest and other areas.

11.0 %

P6 - Social inclusion & local development: Promoting social inclusion poverty reduction and economic development in rural areas

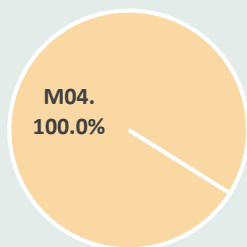
Focus Area 6A. Diversification & job creation

Total public budget (million EUR)



Breakdown of FA budget by measure (%)

Measure	m EUR
M04	4.2



Target indicator

Value

T20 - Jobs created in supported projects

40

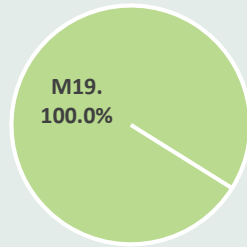
Focus Area 6B. Local development

Total public budget (million EUR)



Breakdown of FA budget by measure (%)

Measure	m EUR
M19	455.4



Target indicator

Value

T21 - % of rural population covered by local development strategies

64.0 %

T23 - Jobs created in supported projects (LEADER)

359

3. Planned expenditure per priority

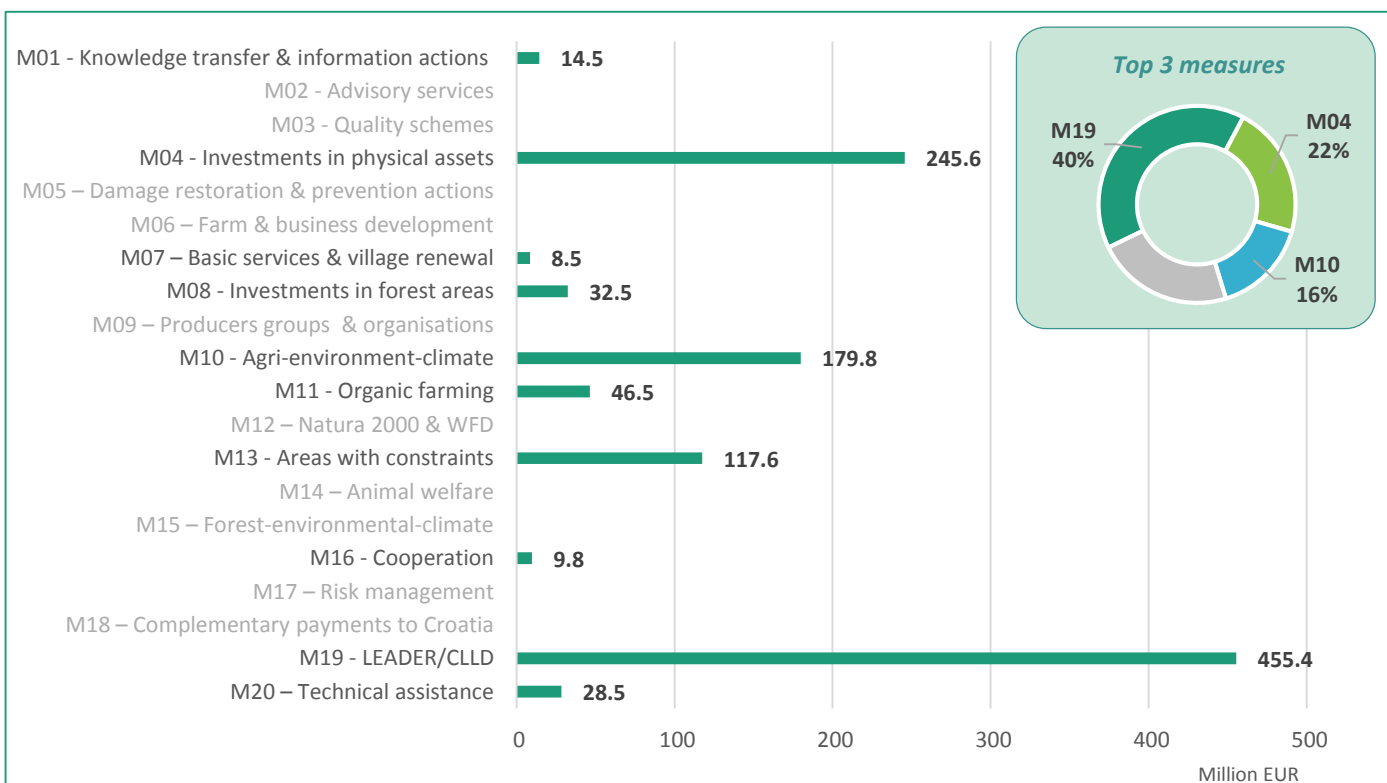
The following table shows how the planned total public expenditure (comprising the EAFRD support and the national contribution) is allocated between rural development priorities. Priority 1 is considered to be cross-cutting and no separate financial allocation is shown as the expenditure is distributed across other focus areas.

Priority	Total public expenditure per priority (million EUR)	% of total public expenditure*	
P1 - Knowledge transfer & innovation	P2 - Competitiveness	208.3	18.3 %
	P3 - Food chain & risk management	0.5	0.04 %
	P4 - Ecosystems management	410.5	36.0 %
	P5 - Resource efficiency & climate	31.4	2.8 %
	P6 - Social inclusion & local development	459.7	40.4 %

* Figures do not add up to 100 % because the budget for technical assistance is not included. The budget for technical assistance is available in Section 4.

4. Planned expenditure per measure (million EUR)

The following chart shows the indicative planned total public expenditure per measure (comprising the EAFRD support and the national contribution). The measures illustrated in the chart are the complete list of measures selected within the RDP. Measures in color light gray were not selected by the Länder.



5. Choice of measures by priority and focus areas

The following chart shows which priorities and focus areas are selected in the RDP and the combination of measures used to address them. For each measure the budget breakdown per focus area is given. Priority 1 is considered to be cross-cutting and no separate financial allocation is shown as the expenditure is distributed across other focus areas. Expenditure under Priority 4 is programmed for the priority as a whole, not for individual focus areas.

Priority	P1 Knowledge transfer & innovation			P2 Competitiveness		P3 Food chain & risk management		P4 Ecosystems management			P5 Resource efficiency & climate				P6 Social inclusion & local development			Total	Planned expenditure (million EUR)	
	1A - Innovation & cooperation	1B - Links with research & innovation	1C - Lifelong learning & vocational training	2A - Farm's performance, restructuring & modernisation	2B - Entry of skilled/younger farmers	3A - Agri-food chain integration & quality	3B - Risk prevention & management	4A - Biodiversity's restoration, preservation & enhancement	4B - Water management	4C - Soil erosion & soil management	5A - Water use efficiency	5B - Energy use efficiency	5C - Renewable sources & waste management	5D - Greenhouse gas & ammonia emissions	5E - Carbon conservation & sequestration	6A - Diversification & job creation	6B - Local development			6C - ICT - Information & communication technologies
M01 - Knowledge transfer & information actions				21%		3%		57%				10%		5%	3%				100%	14.5
M02 - Advisory services																				
M03 - Quality schemes																				
M04 - Investments in physical assets				81%				15%					3%			2%			100%	245.6
M05 - Damage/restoration /prevention actions																				
M06 - Farm & business development																				
M07 - Basic services & village renewal								100%											100%	8.5
M08 - Investments in forest areas								33%							67%				100%	32.5
M09 - Producers groups & organisations																				
M10 - Agri-environment-climate								100%											100%	179.8
M11 - Organic farming								100%											100%	46.5
M12 - Natura 2000 & WFD																				
M13 - Areas with constraints								100%											100%	117.6
M14 - Animal welfare																				
M15 - Forest-environmental-climate																				
M16 - Cooperation				71%				25%					4%						100%	9.8
M17 - Risk management																				
M18 - Complementary payments to Croatia																				
M19 - LEADER/CLLD																100%		100%	455.4	

6. Additional info

Date of RDP approval	12/12/2014
German National Rural Network	Netzwerk Ländliche Räume http://www.netzwerk-laendlicher-raum.de/
Managing authority	Sächsisches Staatsministerium für Umwelt und Landwirtschaft, Referat 23
Paying agency	Unit ZA of the Saxon State Ministry for the Environment and Agriculture
RDP country documents	http://ec.europa.eu/agriculture/rural-development-2014-2020/country-files/de_en.htm
National Partnership Agreement summary (ENG)	http://ec.europa.eu/contracts_grants/pa/partnership-agreement-germany-summary_en.pdf
Partnership Agreement	http://ec.europa.eu/agriculture/rural-development-2014-2020/country-files/de_en.htm
Rural Development Regulation 2014-2020	Regulation (EU) N° 1305/2013 of the European Parliament and of the Council on support for rural development by the European Agricultural Fund for Rural Development (EAFRD) [PDF en]

Source of information: All data and the figures presented in this summary come from the European Commission approved version of the Germany - Saxony Rural Development Programme. The examples of expected achievements and key challenges on page 1 were retrieved from: DG AGRI, *Factsheet on 2014-2020 Rural Development Programme for the German Land Saxony*, December 2015.

Disclaimer: This document aims to provide an accessible summary of selected RDP content. The information provided should not be considered a comprehensive account of the original RDP content.

Summary version: Version 1

Last updated: September 2015

Corresponding RDP: DE – Saxony 2014-2020 RDP, code 2014DE06RDRP019, version 1.3, approved 12/12/2014.



The European Network for
Rural Development

ENRD Contact Point
Rue de la Loi, 38 Boîte n.4 - 1040
Brussels, Belgium
Tel. +32 2 801 38 00
email: info@enrd.eu
website: <http://enrd.ec.europa.eu/>