

## 1. General information

Geographical Area	Country	Germany
	Region	Saxony-Anhalt
Rural population (1)	Inhabitants (5)	2.3 million
	% of total population (5)	100.0 %
	Density - Inhab/km2 (5)	113.1
Rural area (1)	Km2 (5)	20 450
	% of total area (5)	100.0 %
Agricultural area Total Utilised Agricultural Area (UAA)	Ha (3)	1.2 million
	% of total territory (3)	57.4 %
Forest and other wooded land	Ha (6)	500 000
	% of total area (6)	24.1 %
Total employment	People (3)	1.0 million
Rural employment	% of total workforce (3)	24.7 %

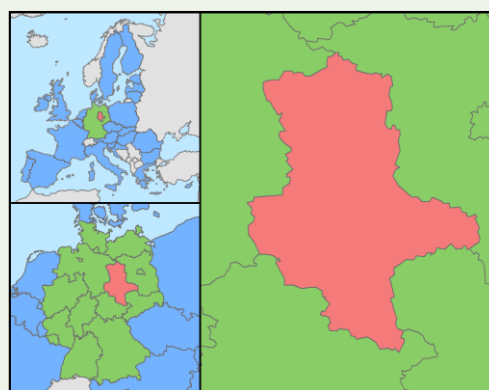
Data source: Germany - Saxony-Anhalt 2014-2020 Rural Development Programme (RDP). Note: (1) OECD definition applies, including intermediate and predominantly rural regions, Figures do not include the cities of Magdeburg and Halle (Saale) and the municipalities with more than 50.000 inhabitants; (2) 2009 data; (3) 2010 data; (4) 2011 data; (5) 2012 data; (6) 2013 data.

<b>EAFRD* support:</b> EUR 777 610 363 <small>0.8 % of Total EAFRD support for EU-28</small>	+	<b>National contribution:</b> EUR 414 690 796	=	<b>Planned total public expenditure:</b> EUR 1 192 301 159
--	---	--	---	---

\* European Agricultural Fund for Rural Development (EAFRD)

Primary sector contribution to Gross Value Added (GVA)	% of total (3)	2.2 %
No of agricultural holdings	No (3)	4 220
Average farm size	ha UAA/holding (3)	278
High Nature Value farming	% of total UAA (2)	14.6 %
Farmland Birds Index (FBI)	Index 2000 = 100	75.7
	<i>From 2000 to 2008 the FBI measuring the relative abundance of farmland bird species decreased by 24.3 %.</i>	

Map: Germany - Saxony-Anhalt



### Examples of expected achievements

- The links between the agricultural production sectors and research will be reinforced through 26 cooperation projects.
- Farm investments of the pig and cattle sectors aim to restructure 336 farms (8 % of the total), simultaneously targeting environment, climate and animal welfare.
- The RDP foresees 11 additional dyke relocation projects and 1 200 ha renewed and new flooding areas will also be funded.
- Around 36 % of the allocated amount will be used for area-based payments to farmers for using environment/climate friendly land management practices, including organic farming.
- A number of 23 Local Action Groups (LAGs) are expected to implement the CLLD/LEADER “bottom-up” approach through Local Development Strategies (LDS) which will improve the living conditions for roughly 1.6 million people or 70 % of the rural population.

### Examples of key challenges

- Rural depopulation is an increasing problem and the region is more and more facing the negative effects of this development.
- Saxony-Anhalt undertook substantial efforts in the field of environment in the last two programming periods, but there is still scope for improvement. Biodiversity is still declining and there are regions where emissions are too high and the groundwater quality goes beyond the thresholds.
- Another key issue in the Saxony-Anhalt RDP is to restore agricultural potential to tackle recurring natural disasters, mainly the flooding of the river Elbe.
- Improving the competitiveness of the farms will be one of the important challenges in this programming period.

Source: DG AGRI, **Factsheet on 2014-2020 Rural Development Programme for Saxony-Anhalt (Germany)**, December 2014.  
[http://ec.europa.eu/agriculture/rural-development-2014-2020/country-files/de/factsheet-saxony-anhalt\\_en.pdf](http://ec.europa.eu/agriculture/rural-development-2014-2020/country-files/de/factsheet-saxony-anhalt_en.pdf)

## 2. RDP focus areas: planned expenditure, measures and 2023 targets

This section illustrates each rural development priority (P) with a focus on: the indicative budget per Focus Area (FA) and its breakdown by selected measure; and the relation between the indicative planned total public expenditure and the expected 2023 targets set by the Managing Authority for each focus area.

### P1 - Knowledge transfer & innovation: Fostering knowledge transfer and innovation in agriculture, forestry, and rural areas

Priority 1 is considered a cross-cutting priority: the budget under Priorities 2 - 6 contributes to the achievement of Priority 1 targets.

#### Focus Area 1A. Innovation & cooperation

Target indicator	Value
T1 - % of expenditure under Articles 14, 15 and 35 of Regulation (EU) No 1305/2013 in relation to the total expenditure for the RDP	1.0 %

#### Focus Area 1B. Links with research & innovation


Target indicator	Value
T2 - Total number of cooperation operations supported under the cooperation measure (Article 35 of Regulation (EU) No 1305/2013) (groups, networks/clusters, pilot projects...),	26
of which: Nr of EIP operational groups to be supported (establishment and operation)	6

### P2 – Competitiveness:

Enhancing farm viability and competitiveness of all types of agriculture in all regions and promoting innovative farm technologies and sustainable management of forest

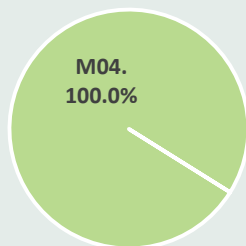
#### Focus Area 2A. Farm's performance, restructuring & modernization

Total public budget (million EUR)



Breakdown of FA budget by measure (%)

Measure	m EUR
M04	135.7




Target indicator	Value
T4 - % of agricultural holdings with RDP support for investments in restructuring or modernisation	8.0 %

### P3 – Food chain & risk management:

Promoting food chain organisation, including processing and marketing of agricultural products, animal welfare and risk management in agriculture

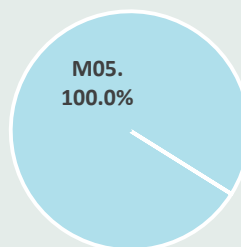
#### Focus Area 3B. Risk prevention & management

Total public budget (million EUR)



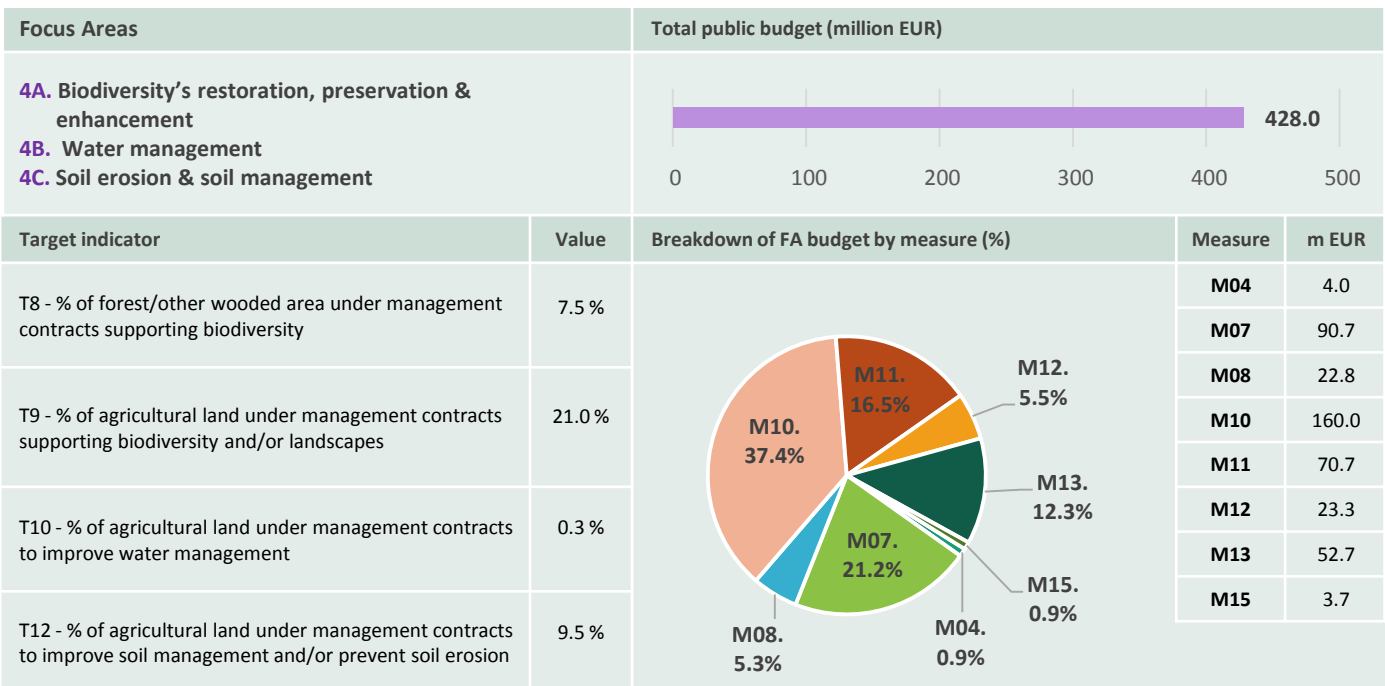
Breakdown of FA budget by measure (%)

Measure	m EUR
M05	120.0



Target indicator	Value
T7 - % of farms participating in risk management schemes	2.7 %

## P4 – Ecosystems management: Restoring, preserving and enhancing ecosystems related to agriculture and forestry



## P5 - Resource efficiency & climate: Promoting resource efficiency and supporting the shift towards a low carbon and climate resilient economy in agriculture, food and forestry sectors

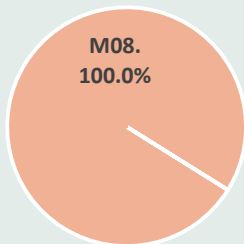
### Focus Area 5E. Carbon conservation & sequestration

Total public budget (million EUR)



Breakdown of FA budget by measure (%)

Measure	m EUR
M08	2.7



Target indicator

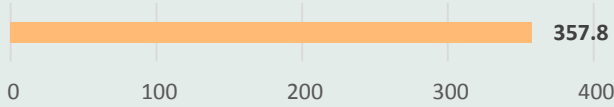
Value

T19 - % of agricultural and forest land under management contracts contributing to carbon sequestration and conservation	1.3 %
--	-------

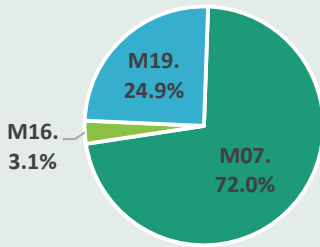
**P6 - Social inclusion & local development: Promoting social inclusion poverty reduction and economic development in rural areas**

**Focus Area 6B. Local development**

Total public budget (million EUR)



Breakdown of FA budget by measure (%)



Measure	m EUR
M07	257.8
M16	11.1
M19	88.9

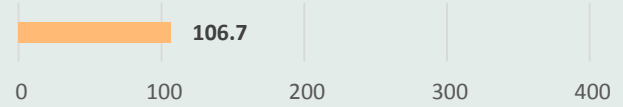
Target indicator

Value

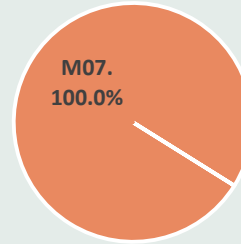
T21 - % of rural population covered by local development strategies	69.2 %
T22 - % of rural population benefiting from improved services/infrastructures	88.6 %
T23 - Jobs created in supported projects (LEADER)	55

**Focus Area 6C. Information & communication technologies (ICT)**

Total public budget (million EUR)



Breakdown of FA budget by measure (%)



Measure	m EUR
M07	106.7

Target indicator

Value

T24 - % of rural population benefiting from new or improved services/infrastructures (Information Communication Technology)	70.5 %
---	--------

### 3. Planned expenditure per priority

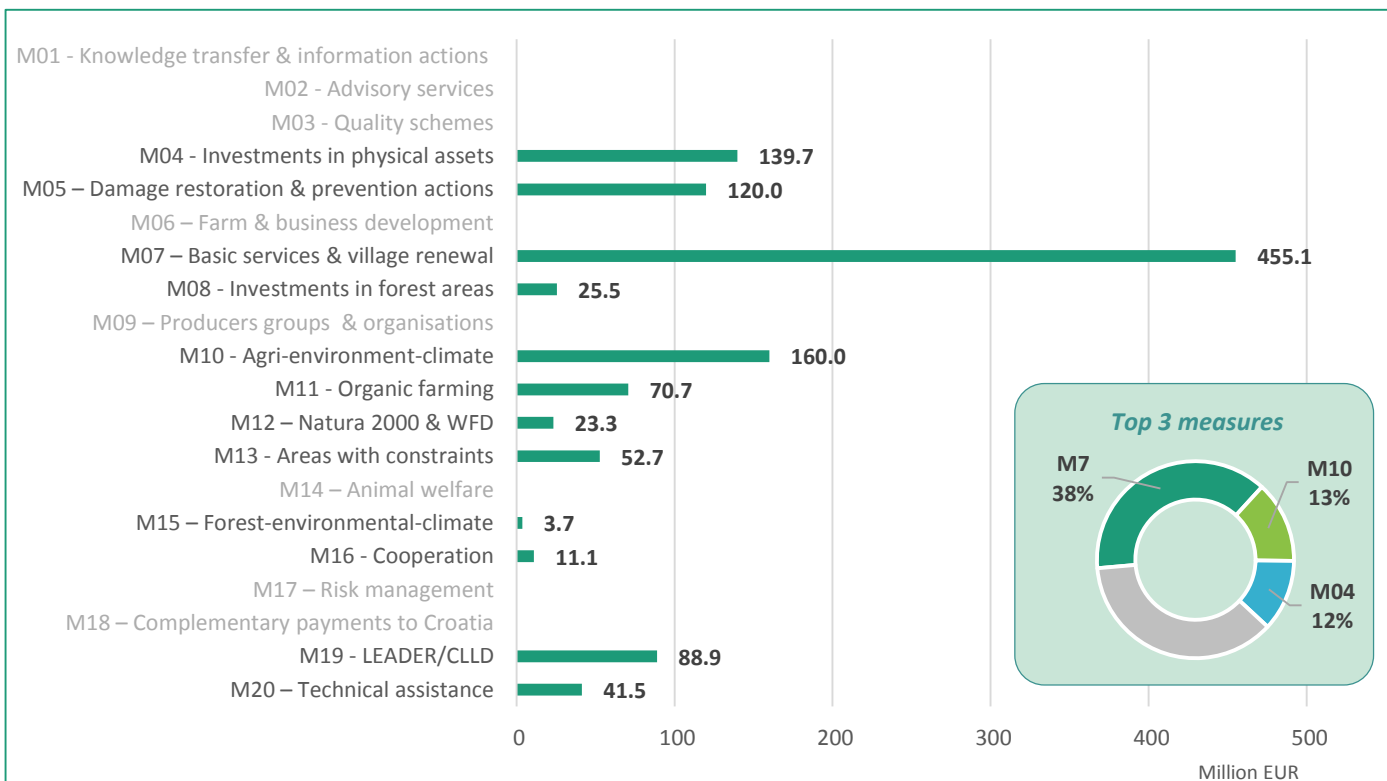
The following table shows how the planned total public expenditure (comprising the EAFRD support and the national contribution) is allocated between rural development priorities. Priority 1 is considered to be cross-cutting and no separate financial allocation is shown as the expenditure is distributed across other focus areas.

Priority	Total public expenditure per priority (million EUR)	% of total public expenditure*	
P1 - Knowledge transfer & innovation	P2 - Competitiveness	135.7	11.4 %
	P3 - Food chain & risk management	120.0	10.1 %
	P4 - Ecosystems management	428.0	35.9 %
	P5 - Resource efficiency & climate	2.7	0.2 %
	P6 - Social inclusion & local development	464.5	39.0 %

\* Figures do not add up to 100 % because the budget for technical assistance is not included. The budget for technical assistance is available in Section 4.

### 4. Planned expenditure per measure (million EUR)

The following chart shows the indicative planned total public expenditure per measure (comprising the EAFRD support and the national contribution). The measures illustrated in the chart are the complete list of measures selected within the RDP. Measures in color light gray were not selected by the Länder.





## 6. Additional info

<b>Date of RDP approval</b>	12/12/2014
<b>German National Rural Network</b>	Netzwerk Ländliche Räume <a href="http://www.netzwerk-laendlicher-raum.de/">http://www.netzwerk-laendlicher-raum.de/</a>
<b>Managing authority</b>	Verwaltungsbehörde ELER, Ministerium der Finanzen
<b>Paying agency</b>	Leiter der Zahlstelle für die Agrarfonds, Ministerium für Landwirtschaft und Umwelt
<b>RDP country documents</b>	<a href="http://ec.europa.eu/agriculture/rural-development-2014-2020/country-files/de_en.htm">http://ec.europa.eu/agriculture/rural-development-2014-2020/country-files/de_en.htm</a>
<b>National Partnership Agreement summary (ENG)</b>	<a href="http://ec.europa.eu/contracts_grants/pa/partnership-agreement-germany-summary_en.pdf">http://ec.europa.eu/contracts_grants/pa/partnership-agreement-germany-summary_en.pdf</a>
<b>Partnership Agreement</b>	<a href="http://ec.europa.eu/agriculture/rural-development-2014-2020/country-files/de_en.htm">http://ec.europa.eu/agriculture/rural-development-2014-2020/country-files/de_en.htm</a>
<b>Rural Development Regulation 2014-2020</b>	Regulation (EU) N° 1305/2013 of the European Parliament and of the Council on support for rural development by the European Agricultural Fund for Rural Development (EAFRD) [PDF <a href="#">en</a> ]

**Source of information:** All data and the figures presented in this summary come from the European Commission approved version of the Germany - Saxony-Anhalt 2014-2020 Rural Development Programme. The examples of expected achievements and key challenges on page 1 were retrieved from: DG AGRI, *Factsheet on 2014-2020 Rural Development Programme for Saxony-Anhalt (Germany)*, December 2014.

**Disclaimer:** This document aims to provide an accessible summary of selected RDP content. The information provided should not be considered a comprehensive account of the original RDP content.

**Summary version:** Version 1

**Last updated:** September 2015

**Corresponding RDP:** DE – Saxony Anhalt 2014-2020 RDP, code 2014DE06RDRP020, version 1.4, approved 12/12/2014.



The European Network for  
Rural Development

ENRD Contact Point  
Rue de la Loi, 38 Boîte n.4 - 1040  
Brussels, Belgium  
Tel. +32 2 801 38 00  
email: [info@enrd.eu](mailto:info@enrd.eu)  
website: <http://enrd.ec.europa.eu/>