

1. General information

Geographical Area	Country	Germany
	Region	Rhineland Palatine
Rural population (1)	Inhabitants (3)	3.1 million
	% of total population (3)	77.5 %
	Density - Inhab/km2 (3)	167.0
Rural area (1)	Km2 (3)	18 564
	% of total area (3)	93.5 %
Agricultural area <i>Total Utilised Agricultural Area (UAA)</i>	Ha (2)	0.7 million
	% of total territory (5)	35.5 %
Forest and other wooded land	Ha (3)	834 800
	% of total area (3)	42.0 %
Total employment	People (2)	1.9 million
Rural employment (1)	% of total workforce (2)	75.1 %

Data source: Germany – Rhineland Palatine 2014-2020 Rural Development Programme (RDP). Note: (1) OECD definition applies, including intermediate and predominantly rural regions; (2) 2010 data; (3) 2012 data; (4) 2013 data; (5) 2010, calculation based on 2012 total region territory data.

EAFRD* support:
EUR 299 804 232
0.3 % of Total EAFRD support for EU-28



National contribution:
EUR 362 626 410

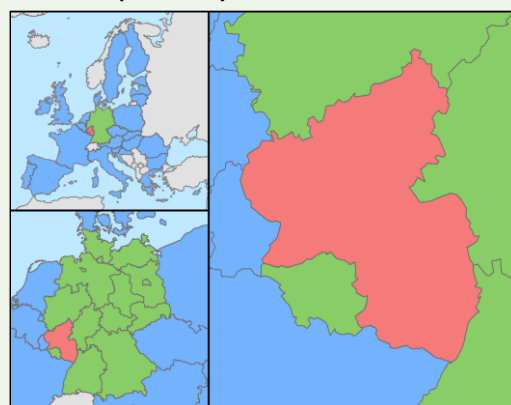


Planned total public expenditure:
EUR 662 430 642

* European Agricultural Fund for Rural Development (EAFRD)

Primary sector contribution to Gross Value Added (GVA)	% of total (2)	1.5 %
No of agricultural holdings	No (2)	20 560
Average farm size	ha UAA/holding (2)	34.3
High Nature Value farming	% of total UAA (4)	11.8 %
Farmland Birds Index (FBI)	Index 2000 = 100	57.7
	<i>From 2000 to 2008 the FBI measuring the relative abundance of farmland bird species decreased by 42.3%.</i>	

Map: Germany – Rhineland Palatine



Examples of expected achievements

- Actions under the knowledge transfer and innovation priority (trainings and advice) will focus on resource efficiency and the shift to a low-carbon economy: around 1 400 people are expected to receive training.
- The competitiveness of the agricultural and forestry sectors will be improved through support to investments for 6 % of the farms (some 1 200) focusing on animal welfare, high-quality productions and better working conditions.
- Market-oriented production will be stimulated through encouraging the establishment of producer groups and around 1 % of the farms will receive support to find new ways to improve the food supply chain. An additional 2 % will receive funding for participating in risk management schemes.
- Biodiversity, water and soil management will be improved through the support of farm management practices - including organic farming - covering 32 % (biodiversity), 40 % (water) and 22 % (soil) of the farm land respectively.
- Resource efficiency will particularly benefit from support to investments addressing a better use of water. It is intended that 10 % of the irrigated land will switch to more efficient irrigation systems.
- Social inclusion and local development in rural areas will be mainly addressed through LEADER which will cover around 55 % of the rural population.

Examples of key challenges

- Out of 20 600 agricultural holdings, some 10 % have a size above 100 ha while the average size is 34 ha, which is far below the federal average (56 ha). There is a need of continued development of agricultural holdings to ensure sustainable management across the whole region.
- Improvement in competitiveness passes also through increased resource efficiency and animal welfare standards.
- As far as environmental aspects are concerned soil and water conservation alongside with the improvement of biodiversity are identified as major challenges for the Länder.
- A challenge is also to increase and retain the added value generated locally making the rural economy stronger and more sustainable.

Source: DG AGRI, *Factsheet on 2014-2020 Rural Development Programme for Rhineland Palatine*, May 2015
http://ec.europa.eu/agriculture/rural-development-2014-2020/country-files/de/factsheet-rhineland-palatinate_en.pdf

2. RDP focus areas: planned expenditure, measures and 2023 targets

This section illustrates each rural development priority (P) with a focus on: the indicative budget per Focus Area (FA) and its breakdown by selected measure; and the relation between the indicative planned total public expenditure and the expected 2023 targets set by the Managing Authority for each focus area. The target indicators identified with the country code (DE_RP) are specific to the Rhineland Palatine Programme.

P1 - Knowledge transfer & innovation: Fostering knowledge transfer and innovation in agriculture, forestry, and rural areas

Priority 1 is considered a cross-cutting priority: the budget under Priorities 2 - 6 contributes to the achievement of Priority 1 targets.

Focus Area 1A. Innovation & cooperation

Target indicator	Value
T1 - % of expenditure under Articles 14, 15 and 35 of Regulation (EU) No 1305/2013 in relation to the total expenditure for the RDP	2.3 %

Focus Area 1B. Links with research & innovation

Target indicator	Value
T2 - Total number of cooperation operations supported under the cooperation measure (Article 35 of Regulation (EU) No 1305/2013) (groups, networks/clusters, pilot projects...), of which: Nr of EIP operational groups to be supported (establishment and operation)	33 12

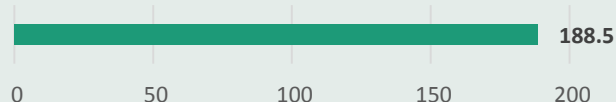
Focus Area 1C. Lifelong learning & vocational training

Target indicator	Value
T3 - Total number of participants trained under Article 14 of Regulation (EU) No 1305/2013	1 375

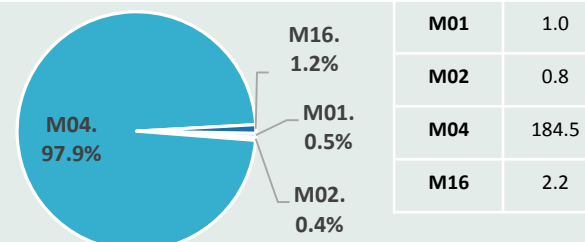
P2 – Competitiveness: Enhancing farm viability and competitiveness of all types of agriculture in all regions and promoting innovative farm technologies and sustainable management of forest

Focus Area 2A. Farm's performance, restructuring & modernization

Total public budget (million EUR)



Breakdown of FA budget by measure (%)



Target indicator	Value
DE_RP01 - Percentage of agricultural land currently structurally developed in particular through land readjustment procedures	7.8 %
T4 - % of agricultural holdings with RDP support for investments in restructuring or modernisation	5.8 %

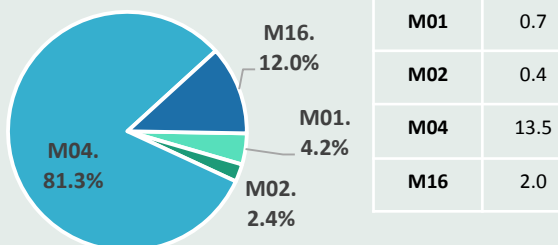
P3 – Food chain & risk management: Promoting food chain organisation, including processing and marketing of agricultural products, animal welfare and risk management in agriculture

Focus Area 3A. Agri-food chain integration & quality

Total public budget (million EUR)




Breakdown of FA budget by measure (%)



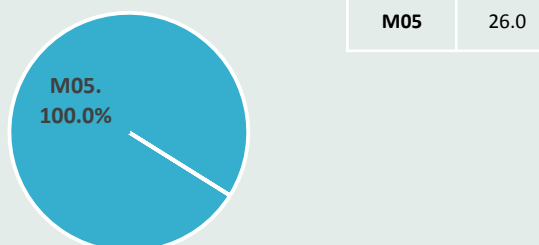
Target indicator	Value
DE_RP02 - % of farms participating to the information measures or receive counseling	2.7 %
T6 - % of farms supported	0.7 %

Focus Area 3B. Risk prevention & management

Total public budget (million EUR)

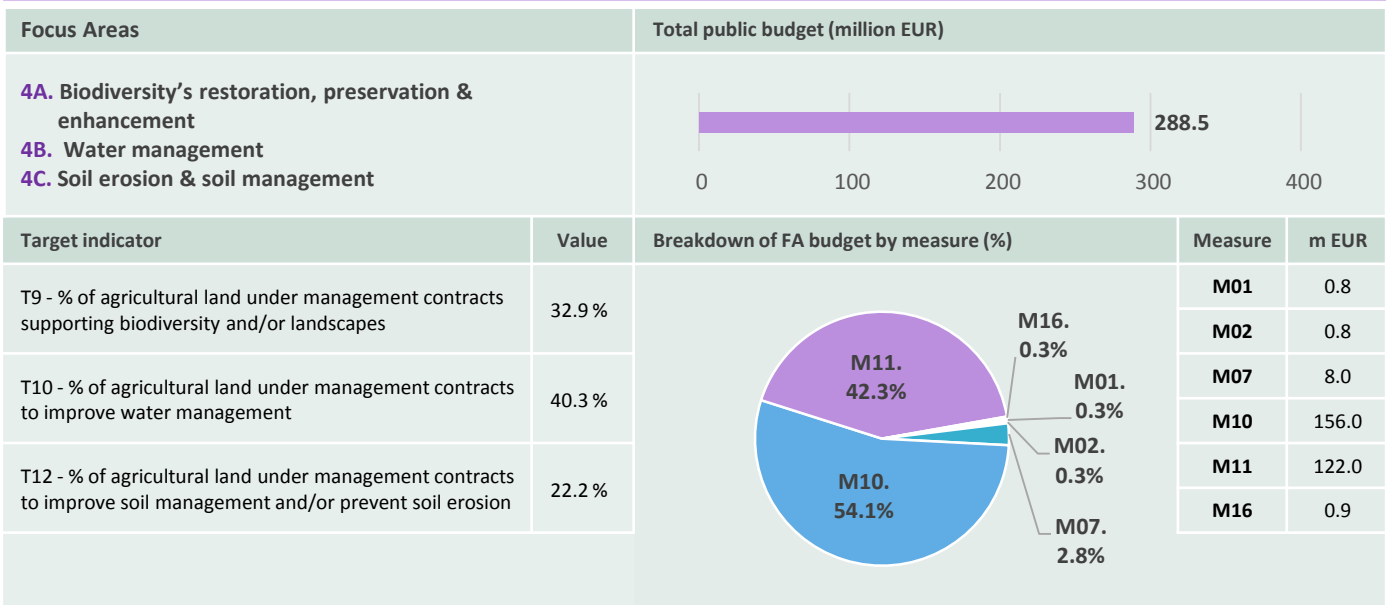


Breakdown of FA budget by measure (%)

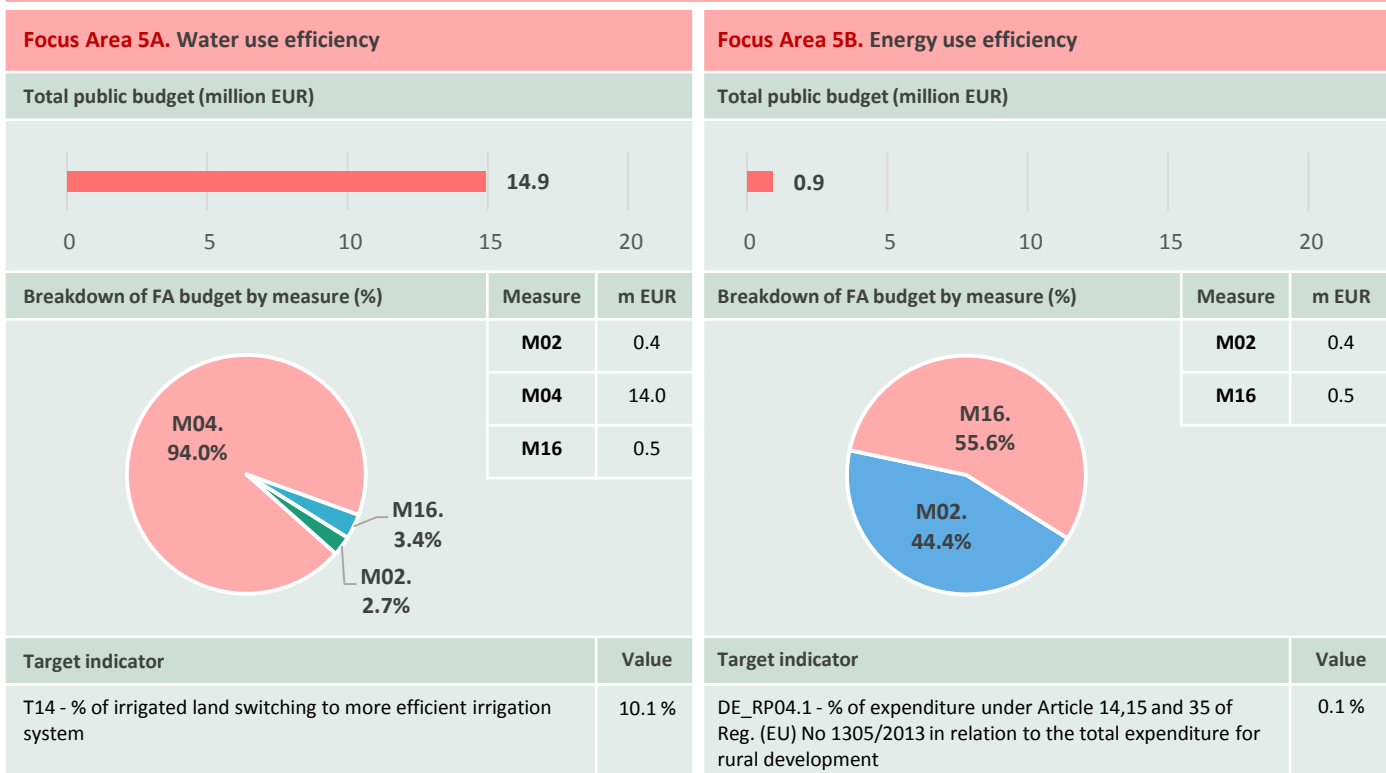


Target indicator	Value
DE_RP03 - % of farms that will benefit from the flood protection measures	2.4 %
T7 - % of farms supported	2.4 %

P4 – Ecosystems management: Restoring, preserving and enhancing ecosystems related to agriculture and forestry



P5 - Resource efficiency & climate: Promoting resource efficiency and supporting the shift towards a low carbon and climate resilient economy in agriculture, food and forestry sectors



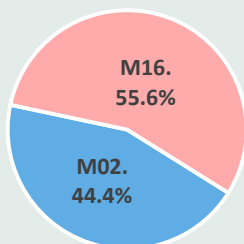
2. RDP focus areas

Focus Area 5C. Renewable sources & waste management

Total public budget (million EUR)



Breakdown of FA budget by measure (%)



Measure m EUR

M02 0.4

M16 0.5

Target indicator

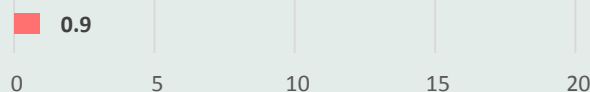
Value

DE_RP04.2 - % of expenditure under Article 14,15 and 35 of Reg. (EU) No 1305/2013 in relation to the total expenditure for rural development

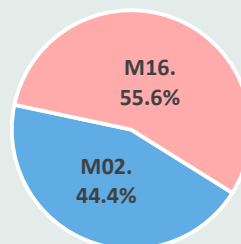
0.1 %

Focus Area 5D. Greenhouse Gas (GHG) & ammonia emissions

Total public budget (million EUR)



Breakdown of FA budget by measure (%)



Measure m EUR

M02 0.4

M16 0.5

Target indicator

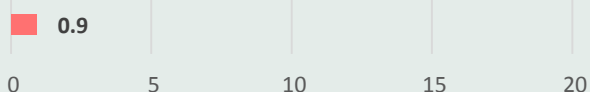
Value

DE_RP04.3 - % of expenditure under Article 14,15 and 35 of Reg. (EU) No 1305/2013 in relation to the total expenditure for rural development

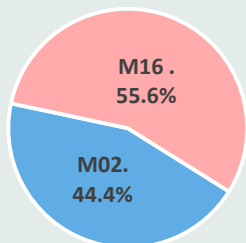
0.1 %

Focus Area 5E. Carbon conservation & sequestration

Total public budget (million EUR)



Breakdown of FA budget by measure (%)



Measure m EUR

M02 0.4

M16 0.5

Target indicator

Value

DE_RP04.4 - % of expenditure under Article 14,15 and 35 of Reg. (EU) No 1305/2013 in relation to the total expenditure for rural development

0.1 %

P6 - Social inclusion & local development: Promoting social inclusion poverty reduction and economic development in rural areas

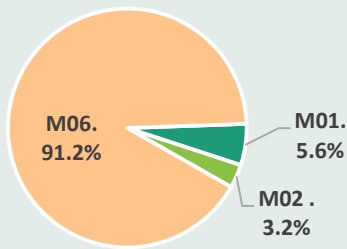
Focus Area 6A. Diversification & job creation

Total public budget (million EUR)



Breakdown of FA budget by measure (%)

Measure	m EUR
---------	-------



M01	0.7
M02	0.4
M06	11.4

Target indicator

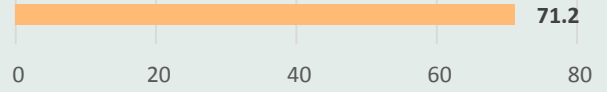
Value

T20 - Jobs created in supported projects

15

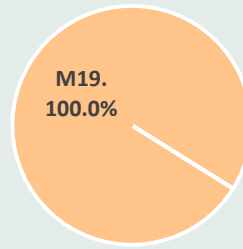
Focus Area 6B. Local development

Total public budget (million EUR)



Breakdown of FA budget by measure (%)

Measure	m EUR
---------	-------



M19	71.2
-----	------

Target indicator

Value

T21 - % rural pop in LDS

54.8 %

T23 - Number of jobs created (LEADER)

50

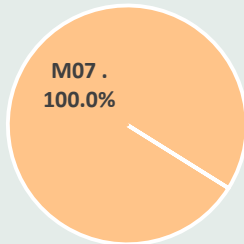
Focus Area 6C. Information & communication technologies (ICT)

Total public budget (million EUR)



Breakdown of FA budget by measure (%)

Measure	m EUR
---------	-------



M07	17.1
-----	------

Target indicator

Value

T24 - % rural pop with improved services / infrastructures (ICT)

3.6 %

3. Planned expenditure per priority

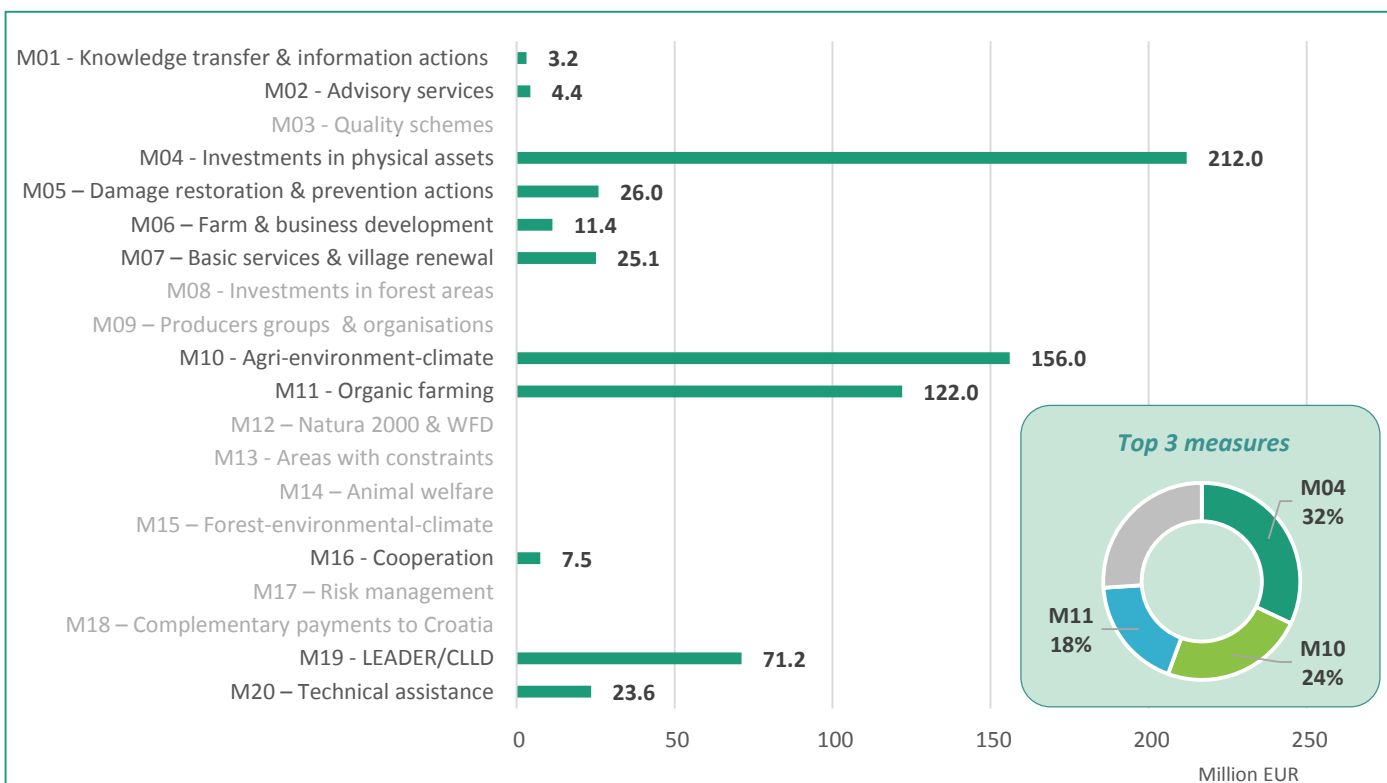
The following table shows how the planned total public expenditure (comprising the EAFRD support and the national contribution) is allocated between rural development priorities. Priority 1 is considered to be cross-cutting and no separate financial allocation is shown as the expenditure is distributed across other focus areas.

Priority	Total public expenditure per priority (million EUR)	% of total public expenditure*	
P1 - Knowledge transfer & innovation	P2 - Competitiveness	188.5	28.5 %
	P3 - Food chain & risk management	42.6	6.4 %
	P4 - Ecosystems management	288.5	43.5 %
	P5 - Resource efficiency & climate	18.5	2.8 %
	P6 - Social inclusion & local development	100.8	15.2 %

* Figures do not add up to 100 % because the budget for technical assistance is not included. The budget for technical assistance is available in Section 4.

4. Planned expenditure per measure (million EUR)

The following chart shows the indicative planned total public expenditure per measure (comprising the EAFRD support and the national contribution). The measures illustrated in the chart are the complete list of measures selected within the RDP. Measures in color light gray were not selected by the Länder.



5. Choice of measures by priority and focus areas

The following chart shows which priorities and focus areas are selected in the RDP and the combination of measures used to address them. For each measure the budget breakdown per focus area is given. Priority 1 is considered to be cross-cutting and no separate financial allocation is shown as the expenditure is distributed across other focus areas. Expenditure under Priority 4 is programmed for the priority as a whole, not for individual focus areas.

Priority	P1 Knowledge transfer & innovation			P2 Competitiveness		P3 Food chain & risk management		P4 Ecosystems management			P5 Resource efficiency & climate					P6 Social inclusion & local development			Total	Planned expenditure (million EUR)
	1A - Innovation & cooperation	1B - Links with research & innovation	1C - Lifelong learning & vocational training	2A - Farm's performance, restructuring & modernisation	2B - Entry of skilled/younger farmers	3A - Agri-food chain integration & quality	3B - Risk prevention & management	4A - Biodiversity's restoration, preservation & enhancement	4B - Water management	4C - Soil erosion & soil management	5A - Water use efficiency	5B - Energy use efficiency	5C - Renewable sources & waste management	5D - Greenhouse gas & ammonia emissions	5E - Carbon conservation & sequestration	6A - Diversification & job creation	6B - Local development	6C - ICT - Information & communication technologies		
M01 - Knowledge transfer & information actions				31%		22%		25%								22%			100%	3.2
M02 - Advisory services				18%		3%		18%			9%	9%	9%	9%	9%	9%			100%	4.4
M03 - Quality schemes																				
M04 - Investments in physical assets				87%		6%					7%								100%	212.0
M05 - Damage/restoration /prevention actions							100%												100%	26.0
M06 - Farm & business development															100%				100%	11.4
M07 - Basic services & village renewal								32%										68%	100%	25.1
M08 - Investments in forest areas																				
M09 - Producers groups & organisations																				
M10 - Agri-environment-climate								100%											100%	156.0
M11 - Organic farming								100%											100%	122.0
M12 - Natura 2000 & WFD																				
M13 - Areas with constraints																				
M14 - Animal welfare																				
M15 - Forest-environmental-climate																				
M16 - Cooperation				29%		27%		11%			7%	7%	7%	7%	7%				100%	7.5
M17 - Risk management																				
M18 - Complementary payments to Croatia																				
M19 - LEADER/CLLD																100%			100%	71.2

6. Additional info

Date of RDP approval	26/05/2015
German National Rural Network	Netzwerk Ländliche Räume http://www.netzwerk-laendlicher-raum.de/
Managing authority	Ministerium für Umwelt, Landwirtschaft, Ernährung, Weinbau und Forsten - Referat 1077
Paying agency	EGFL-/ELER-Zahlstelle Rheinland-Pfalz
Coordination body	Bundesministerium für Ernährung und Landwirtschaft, Referat 615
RDP country documents	http://mulewf.rlp.de/europainternationales/eu-foerderprogramme/
National Partnership Agreement summary	http://ec.europa.eu/contracts_grants/pa/partnership-agreement-germany-summary_en.pdf
Partnership Agreement	http://ec.europa.eu/contracts_grants/agreements/index_en.htm
Rural Development Regulation 2014-2020	Regulation (EU) N° 1305/2013 of the European Parliament and of the Council on support for rural development by the European Agricultural Fund for Rural Development (EAFRD) [PDF en]

Source of information: All data and the figures presented in this summary come from the European Commission approved version of the Rhineland Palatine 2014-2020 Rural Development Programme. The examples of expected achievements and key challenges on page 1 were retrieved from: DG AGRI, Factsheet on 2014-2020 Rural Development Programme for Rhineland Palatine, May 2015.

Disclaimer: This document aims to provide an accessible summary of selected RDP content. The information provided should not be considered a comprehensive account of the original RDP content.

Summary version: Version 1

Last updated: September 2015

Corresponding RDP: DE - Rhineland-Palatinate 2014-2020 RDP, code 2014DE06RDRP017, version 1.4, approved 26/05/2015.



The European Network for
Rural Development

ENRD Contact Point
Rue de la Loi, 38 Boîte n.4 - 1040
Brussels, Belgium
Tel. +32 2 801 38 00
email: info@enrd.eu
website: <http://enrd.ec.europa.eu/>