

1. General information

Geographical Area	Country	Germany
	Region	North Rhine-Westphalia
Rural population (1)	Inhabitants (4)	4.5 million
	% of total population (4)	25.4 %
	Density - Inhab/km2 (4)	236.5
Rural area (1)	Km2 (4)	19 163
	% of total area (4)	56.2 %
Agricultural area <i>Total Utilised Agricultural Area (UAA)</i>	Ha (2)	1.5 million
	% of total territory (2)	42.9 %
Forest and other wooded land	Ha (5)	910 000
	% of total area (5)	27.0 %
Total employment	People (2)	8.7 million
Rural employment	% of total workforce (2)	0.7 %

Data source: Germany-North Rhine-Westphalia 2014-2020 Rural Development Programme (RDP). Note: (1) OECD definition applies, including intermediate and predominantly rural regions; (2) 2010 data; (3) 2011 data; (4) 2012 data; (5) 2014 data.

EAFRD* support:
EUR 618 257 729
0.7 % of Total EAFRD support for EU-28



National contribution:
EUR 564 662 445

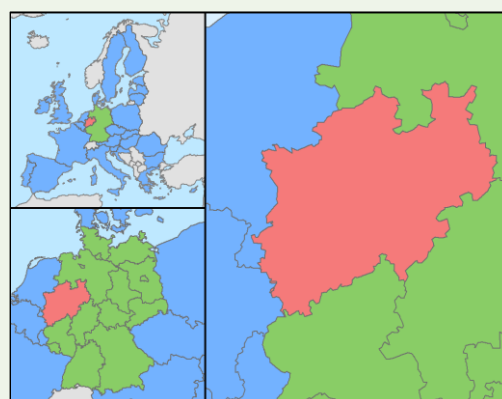


Planned total public expenditure:
EUR 1 182 920 174

* European Agricultural Fund for Rural Development (EAFRD)

Primary sector contribution to Gross Value Added (GVA)	% of total (2)	0.4 %
No of agricultural holdings	No (2)	35 750
Average farm size	ha UAA/holding (2)	40.9
High Nature Value farming	% of total UAA (3)	12.8 %
Farmland Birds Index (FBI)	Index 2000 = 100	93.3
	<i>From 2000 to 2013 the FBI measuring the relative abundance of farmland bird species decreased by 6.7 % .</i>	

Map: Germany - North Rhine-Westphalia



Examples of expected achievements

- Knowledge transfer and innovation will be addressed mainly through training and advisory services especially related to resource efficiency, the environment and climate change: nearly 17 000 people will be trained.
- Around 3 % of farms will receive funding for investments – focused on innovative potential, young farmers, organic farming, animal welfare and resource efficiency, as well as for land consolidation and agricultural access roads.
- In addition 11 % of farms are expected to participate in animal welfare measures related to summer pasture and improved indoor housing.
- Almost 30 % of farmland will be placed under funded contracts to improve biodiversity, 24 % under contracts for improving water and soil management. Support for environmental investments will complement this contractual support. EUR 29 million is allocated for grassland in Natura 2000 areas.
- The RDP will support investments in more resource efficient wood harvesting and processing technologies. Investments in farm modernisation will also contribute to improve energy or water efficiency or cut Greenhouse Gas (GHG) emissions. 2.3 % of farmland will be under funded contracts to cut greenhouse gas and ammonia emissions.
- The LEADER approach will cover areas containing 48 % of the rural population. 46 % of the rural population will benefit from new or improved services thanks to fresh investment.

Examples of key challenges

- Nordrhein-Westfalen is the biggest German Land in terms of population. The region is one of the most densely urbanised in Europe. Agriculture has a share of only 0.5 % in the regional gross value added (compared to 1 % in Germany as a whole). Only 0.8 % of the population lives in rural areas. 25 % lives in intermediate areas.
- Demographic change and loss of business activity in rural areas are ongoing challenges.
- In addition, the region faces environmental challenges – related to soil erosion, nitrate pollution in surface and ground waters and pressure on biodiversity

Source: DG AGRI, *Factsheet on 2014-2020 Rural Development Programme for the German Land Nordrhein-Westfalen*, February 2015.

http://ec.europa.eu/agriculture/rural-development-2014-2020/country-files/de/factsheet-north-rhine-westphalia_en.pdf

2. RDP focus areas: planned expenditure, measures and 2023 targets

This section illustrates each rural development priority (P) with a focus on: the indicative budget per Focus Area (FA) and its breakdown by selected measure; and the relation between the indicative planned total public expenditure and the expected 2023 targets set by the Managing Authority for each focus area. The target indicators identified with the country code (DE_NRW) are specific to the North Rhine-Westphalia Programme.

P1 - Knowledge transfer & innovation: Fostering knowledge transfer and innovation in agriculture, forestry, and rural areas

Priority 1 is considered a cross-cutting priority: the budget under Priorities 2 - 6 contributes to the achievement of Priority 1 targets.

Focus Area 1A. Innovation & cooperation

Target indicator	Value
T1 - % of expenditure under Articles 14, 15 and 35 of Regulation (EU) No 1305/2013 in relation to the total expenditure for the RDP	3.2 %

Focus Area 1B. Links with research & innovation

Target indicator	Value
T2 - Total number of cooperation operations supported under the cooperation measure (Article 35 of Regulation (EU) No 1305/2013) (groups, networks/clusters, pilot projects...), of which: Nr of EIP operational groups to be supported (establishment and operation)	231 15

Focus Area 1C. Lifelong learning & vocational training

Target indicator	Value
T3 - Total number of participants trained under Article 14 of Regulation (EU) No 1305/2013	16 800

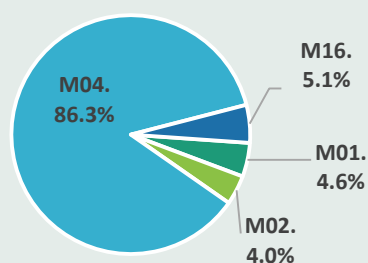
P2 – Competitiveness: Enhancing farm viability and competitiveness of all types of agriculture in all regions and promoting innovative farm technologies and sustainable management of forest

Focus Area 2A. Farm's performance, restructuring & modernization

Total public budget (million EUR)



Breakdown of FA budget by measure (%)

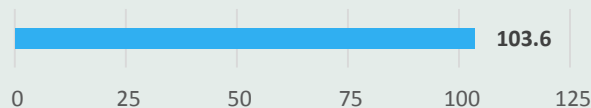


Target indicator	Value
T4 - % of agricultural holdings with RDP support for investments in restructuring or modernisation	2.5 %

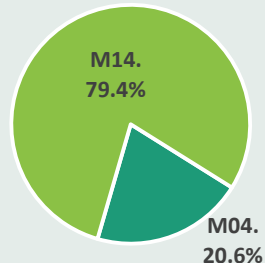
P3 – Food chain & risk management: Promoting food chain organisation, including processing and marketing of agricultural products, animal welfare and risk management in agriculture

Focus Area 3A. Agri-food chain integration & quality

Total public budget (million EUR)

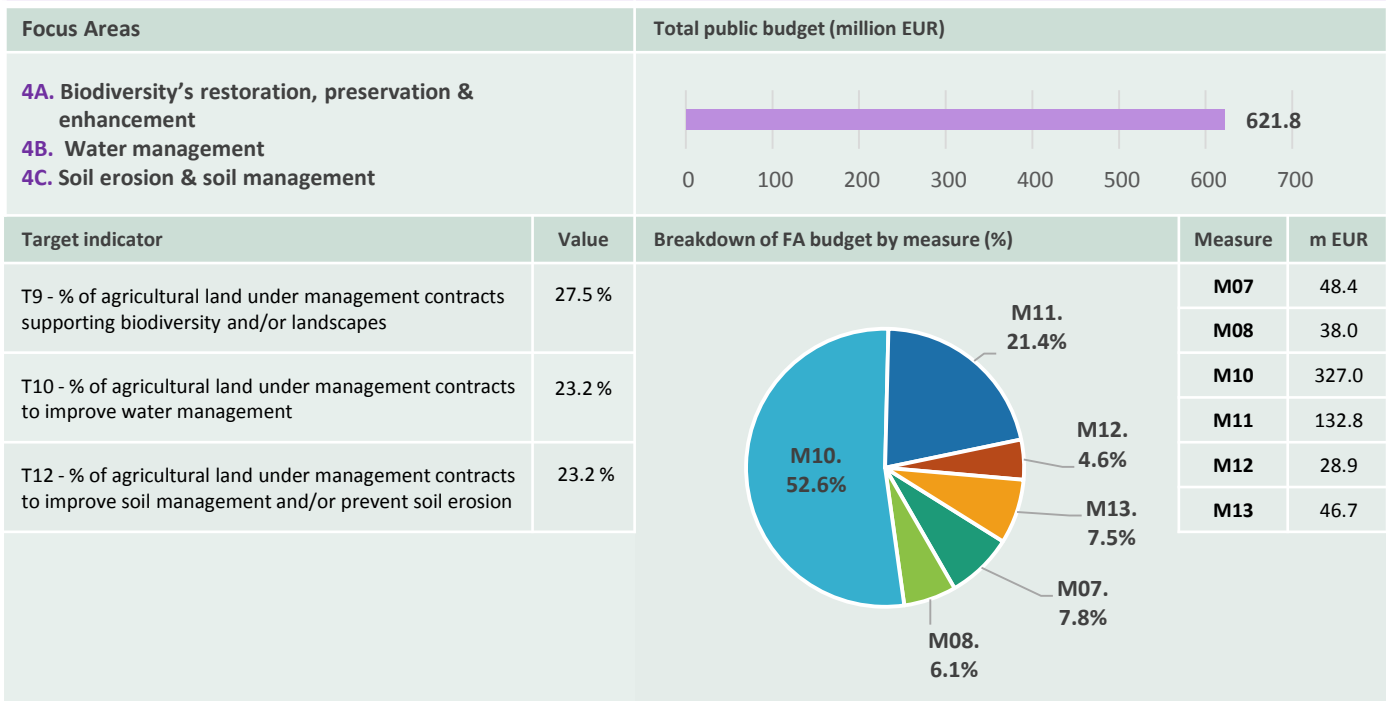


Breakdown of FA budget by measure (%)

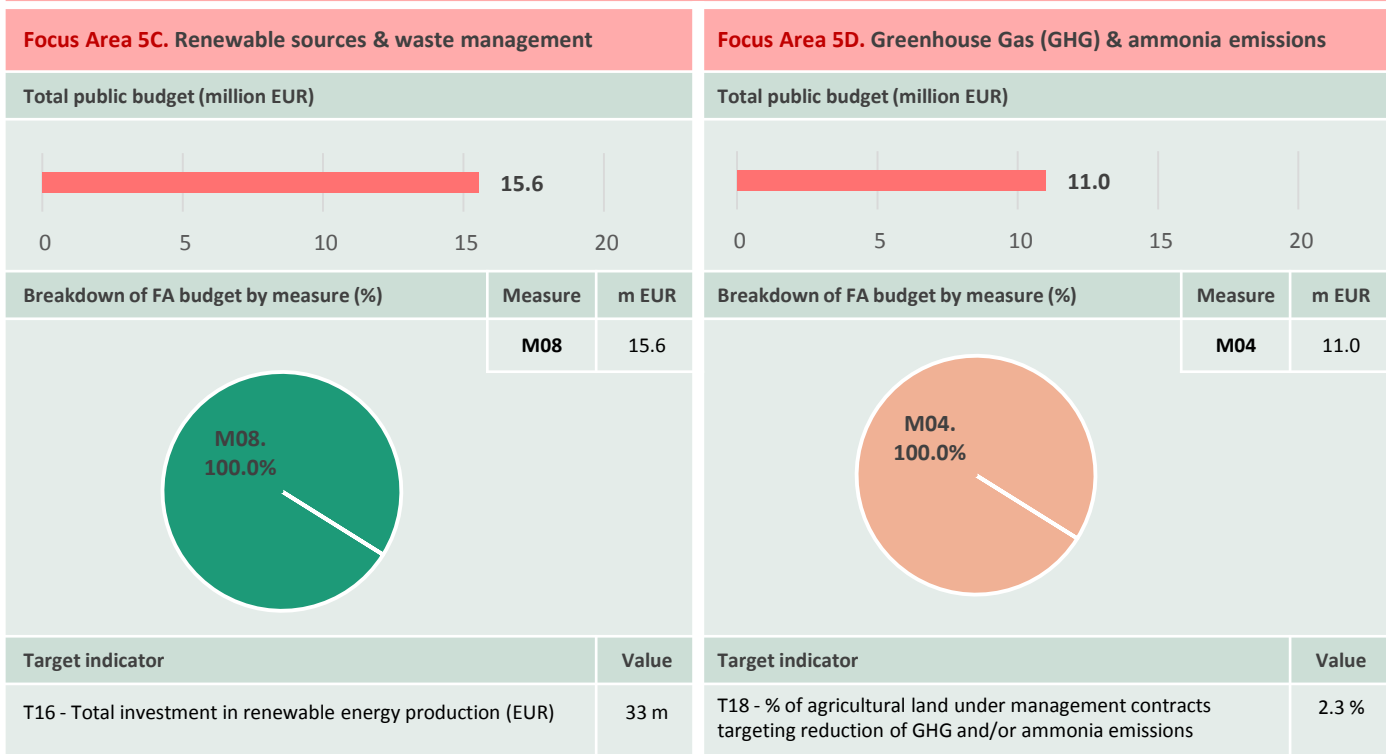


Target indicator	Value
DE_NRW01 - % of agricultural holdings undertaking animal welfare measures	11.0 %

P4 – Ecosystems management: Restoring, preserving and enhancing ecosystems related to agriculture and forestry



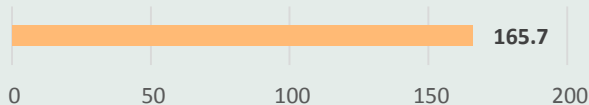
P5 - Resource efficiency & climate: Promoting resource efficiency and supporting the shift towards a low carbon and climate resilient economy in agriculture, food and forestry sectors



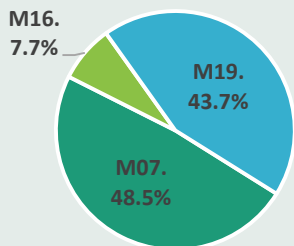
P6 - Social inclusion & local development: Promoting social inclusion poverty reduction and economic development in rural areas

Focus Area 6B. Local development

Total public budget (million EUR)



Breakdown of FA budget by measure (%)



Measure	m EUR
M07	80.4
M16	12.8
M19	72.5

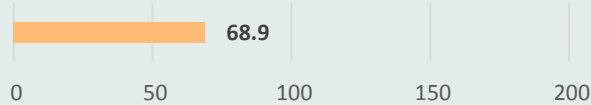
Target indicator

Value

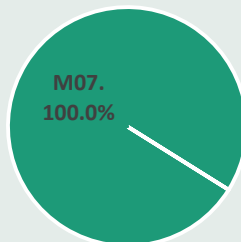
T21 - % of rural population covered by local development strategies	47.6 %
T22 - % of rural population benefiting from improved services/infrastructures	46.3 %
T23 - Jobs created in supported projects (LEADER)	36

Focus Area 6C. Information & communication technologies (ICT)

Total public budget (million EUR)



Breakdown of FA budget by measure (%)



Measure	m EUR
M07	68.9

Target indicator

Value

T24 - % of rural population benefiting from new or improved services/infrastructures (Information Communication Technologies)	1.1 %
---	-------

3. Planned expenditure per priority

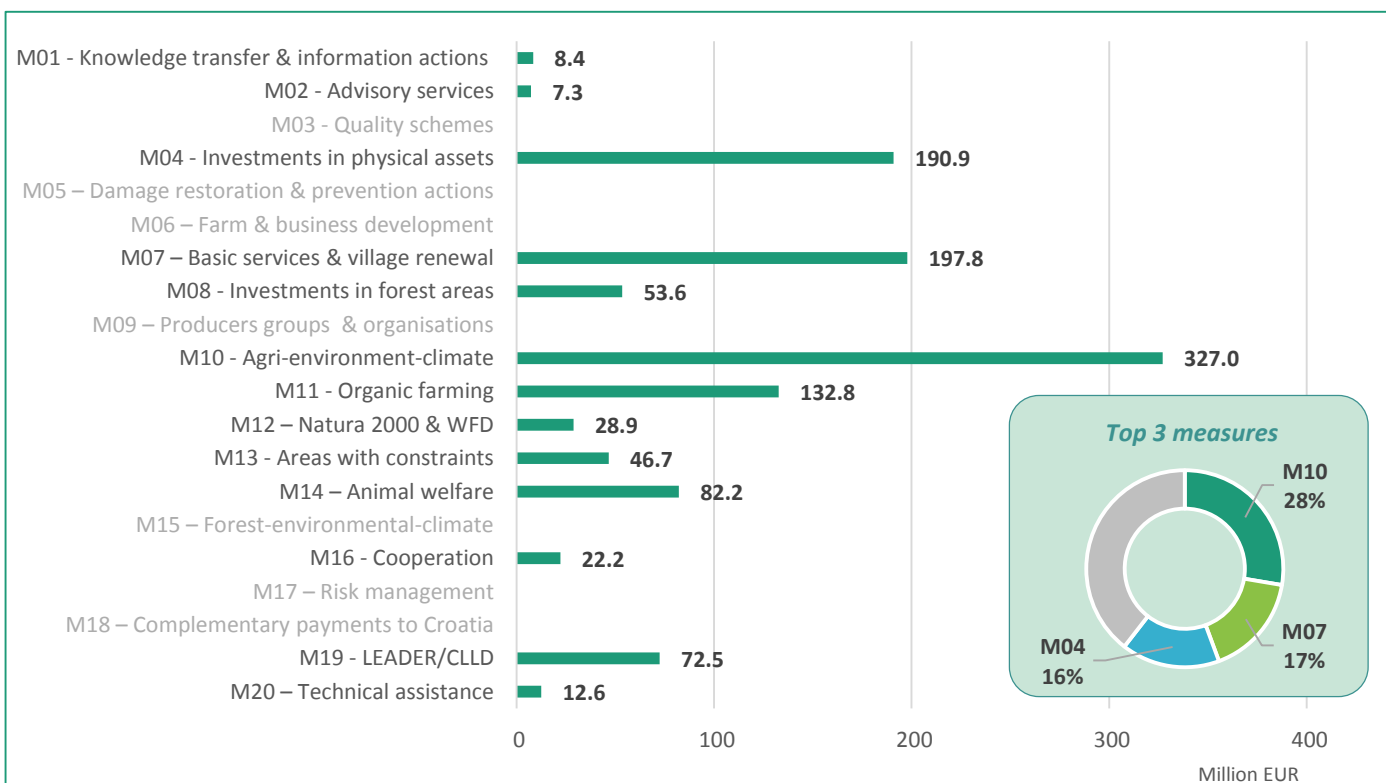
The following table shows how the planned total public expenditure (comprising the EAFRD support and the national contribution) is allocated between rural development priorities. Priority 1 is considered to be cross-cutting and no separate financial allocation is shown as the expenditure is distributed across other focus areas.

Priority	Total public expenditure per priority (million EUR)	% of total public expenditure*	
P1 - Knowledge transfer & innovation	P2 - Competitiveness	183.8	15.5 %
	P3 - Food chain & risk management	103.6	8.8 %
	P4 - Ecosystems management	621.8	52.6 %
	P5 - Resource efficiency & climate	26.6	2.2 %
	P6 - Social inclusion & local development	234.6	19.8 %

* Figures do not add up to 100 % because the budget for technical assistance is not included. The budget for technical assistance is available in Section 4.

4. Planned expenditure per measure (million EUR)

The following chart shows the indicative planned total public expenditure per measure (comprising the EAFRD support and the national contribution). The measures illustrated in the chart are the complete list of measures selected within the RDP. Measures in color light gray were not selected by the Länder.



5. Choice of measures by priority and focus areas

The following chart shows which priorities and focus areas are selected in the RDP and the combination of measures used to address them. For each measure the budget breakdown per focus area is given. Priority 1 is considered to be cross-cutting and no separate financial allocation is shown as the expenditure is distributed across other focus areas. Expenditure under Priority 4 is programmed for the priority as a whole, not for individual focus areas.

Priority	P1 Knowledge transfer & innovation			P2 Competitiveness		P3 Food chain & risk management		P4 Ecosystems management			P5 Resource efficiency & climate					P6 Social inclusion & local development			Total	Planned expenditure (million EUR)
	1A - Innovation & cooperation	1B - Links with research & innovation	1C - Lifelong learning & vocational training	2A - Farm's performance, restructuring & modernisation	2B - Entry of skilled/younger farmers	3A - Agri-food chain integration & quality	3B - Risk prevention & management	4A - Biodiversity's restoration, preservation & enhancement	4B - Water management	4C - Soil erosion & soil management	5A - Water use efficiency	5B - Energy use efficiency	5C - Renewable sources & waste management	5D - Greenhouse gas & ammonia emissions	5E - Carbon conservation & sequestration	6A - Diversification & job creation	6B - Local development	6C - ICT - Information & communication technologies		
M01 - Knowledge transfer & information actions				100%															100%	8.4
M02 - Advisory services				100%															100%	7.3
M03 - Quality schemes																				
M04 - Investments in physical assets				83%		11%							6%						100%	190.9
M05 - Damage/restoration /prevention actions																				
M06 - Farm & business development																				
M07 - Basic services & village renewal								25%								41%	35%	100%	197.8	
M08 - Investments in forest areas								71%				29%						100%	53.6	
M09 - Producers groups & organisations																				
M10 - Agri-environment-climate								100%										100%	327.0	
M11 - Organic farming								100%										100%	132.8	
M12 - Natura 2000 & WFD								100%										100%	28.9	
M13 - Areas with constraints								100%										100%	46.7	
M14 - Animal welfare						100%												100%	82.2	
M15 - Forest-environmental-climate																				
M16 - Cooperation				42%												58%		100%	22.2	
M17 - Risk management																				
M18 - Complementary payments to Croatia																				
M19 - LEADER/CLLD																100%		100%	72.5	

6. Additional info

Date of RDP approval	13/12/2015
German National Rural Network	Netzwerk Ländliche Räume http://www.netzwerk-laendlicher-raum.de/
Managing authority	n.a.
Paying agency	Direktor der Landwirtschaftskammer NRW als Landesbeauftragter
Coordination body	Ministerium für Klimaschutz, Umwelt, Landwirtschaft, Natur- und Verbraucherschutz des Landes Nordrhein-Westfalen (MKULNV) Referat II B 1
RDP country documents	http://ec.europa.eu/agriculture/rural-development-2014-2020/country-files/de_en.htm
National Partnership Agreement summary (ENG)	http://ec.europa.eu/contracts_grants/pa/partnership-agreement-germany-summary_en.pdf
Partnership Agreement	http://ec.europa.eu/agriculture/rural-development-2014-2020/country-files/de_en.htm
Rural Development Regulation 2014-2020	Regulation (EU) N° 1305/2013 of the European Parliament and of the Council on support for rural development by the European Agricultural Fund for Rural Development (EAFRD) [PDF en]

Source of information: All data and the figures presented in this summary come from the European Commission approved version of the Germany - North Rhine-Westphalia 2014-2020 Rural Development Programme. The examples of expected achievements and key challenges on page 1 were retrieved from: DG AGRI, *Factsheet on 2014-2020 Rural Development Programme for the German Land Nordrhein-Westfalen*, February 2015.

Disclaimer: This document aims to provide an accessible summary of selected RDP content. The information provided should not be considered a comprehensive account of the original RDP content.

Summary version: Version 1

Last updated: September 2015

Corresponding RDP: DE - North Rhine-Westphalia 2014-2020 RDP, code 2014DE06RDRP015, version 1.3, approved 13/12/2015.



The European Network for
Rural Development

ENRD Contact Point
Rue de la Loi, 38 Boîte n.4 - 1040
Brussels, Belgium
Tel. +32 2 801 38 00
email: info@enrd.eu
website: <http://enrd.ec.europa.eu/>