

1. General information

Geographical Area	Country	Germany
	Region	Mecklenburg-Vorpommern
Rural population (1)	Inhabitants (3)	1.6 million
	% of total population (3)	100.0 %
	Density - Inhab/km2 (3)	70.5
Rural area (1)	Km2 (3)	23 194
	% of total area (3)	100.0 %
Agricultural area <i>Total Utilised Agricultural Area (UAA)</i>	Ha (4)	1.3 million
	% of total territory (4)	57.8 %
Forest and other wooded land	Ha (3)	540 000
	% of total area (3)	23.3 %
Total employment	People (2)	733 000
Rural employment (1)	% of total workforce (2)	100.0 %

Data source: Germany - Mecklenburg-Vorpommern 2014-2020 Rural Development Programme (RDP). Note: (1) OECD definition applies, including intermediate and predominantly rural regions; (2) 2010 data; (3) 2012 data; (4) 2013 data.

EAFRD support:
EUR 936 781 072
1.0 % of Total EAFRD support for EU-28



National contribution:
EUR 261 017 091

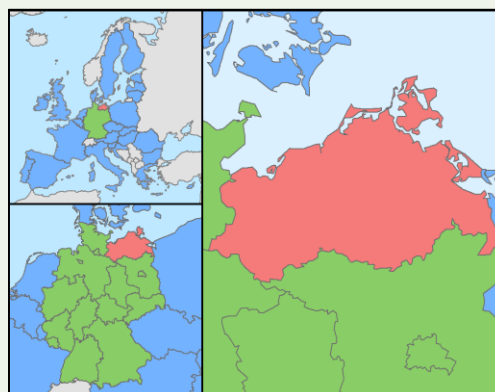


Planned total public expenditure:
EUR 1 197 798 163

* European Agricultural Fund for Rural Development (EAFRD)

Primary sector contribution to Gross Value Added (GVA)	% of total (4)	3.1 %
No of agricultural holdings	No (2)	4 730
Average farm size	ha UAA/holding (2)	285.6
High Nature Value farming	% of total UAA (4)	12.7 %
Farmland Birds Index (FBI)	n/a	n/a

Map: Germany - Mecklenburg-Vorpommern



Examples of expected achievements

- Knowledge transfer and innovation will be addressed mainly through measures supporting training and advisory services for people and businesses in rural areas with expected 8 500 participants.
- Around 13 % of farms will receive funding for investments – focused on high-quality production, better animal husbandry / welfare, improved working conditions and farm diversification.
- Funding will encourage farmers to form producer groups in order to respond to the concentration of buying power in the agri-food sector. 11 % of businesses which process / market agricultural products will receive support to find new ways to help the food supply chain to operate better and more efficiently.
- At the same time, more than 3 % of farms will receive funding to help prevent or undo damage from future natural disasters.
- The RDP focuses in particular on restoring, preserving and enhancing of ecosystems related to agriculture and forestry, as well as improve biodiversity and water and soil management. As a result, 22 % of farmland and 8 % of forest area will be under funded contracts to improve biodiversity. Support for environmental investments will complement these annual area-based payments.
- Resource efficiency and climate will be addressed by restoring wetlands and peatlands for the sake of carbon conservation, and supporting investments in small-scale infrastructure for the sake of using or producing renewable energy, or saving energy.
- The LEADER approach will cover areas containing 66 % of the rural population. There will also be support for other cooperation projects and for village renewal. 80 % of the rural population will benefit from improved services.

Examples of key challenges

- Mecklenburg-Vorpommern is the least densely populated German Land. Only 39 % of the population lives in predominantly rural areas and 61 % live in intermediate areas. The unemployment rate of 10 % (2013) is double the German average.
- In this context, demographic change and loss of economic activities in rural areas are continuing challenges in Mecklenburg-Western Pomerania. At the same time, environmental challenges relate mainly to soil erosion, nitrate pollution in surface and ground waters and pressure on biodiversity.

Source: DG AGRI, *Factsheet on 2014-2020 Rural Development Programme for the German Land Mecklenburg-Western Pomerania*, February 2015.
http://ec.europa.eu/agriculture/rural-development-2014-2020/country-files/de/factsheet-mecklenburg-vorpommern_en.pdf

2. RDP focus areas: planned expenditure, measures and 2023 targets

This section illustrates each rural development priority (P) with a focus on: the indicative budget per Focus Area (FA) and its breakdown by selected measure; and the relation between the indicative planned total public expenditure and the expected 2023 targets set by the Managing Authority for each focus area. The target indicators identified with the country code (DE_MEC) are specific to the Mecklenburg-Vorpommern Programme.

P1 - Knowledge transfer & innovation: Fostering knowledge transfer and innovation in agriculture, forestry, and rural areas

Priority 1 is considered a cross-cutting priority: the budget under Priorities 2 - 6 contributes to the achievement of Priority 1 targets.

Focus Area 1A. Innovation & cooperation

Target indicator	Value
T1 - % of expenditure under Articles 14, 15 and 35 of Regulation (EU) No 1305/2013 in relation to the total expenditure for the RDP	2.5 %

Focus Area 1B. Links with research & innovation

Target indicator	Value
T2 - Total number of cooperation operations supported under the cooperation measure (Article 35 of Regulation (EU) No 1305/2013) (groups, networks/clusters, pilot projects...),	15
of which: Nr of EIP operational groups to be supported (establishment and operation)	12

Focus Area 1C. Lifelong learning & vocational training

Target indicator	Value
T3 - Total number of participants trained under Article 14 of Regulation (EU) No 1305/2013	8 500

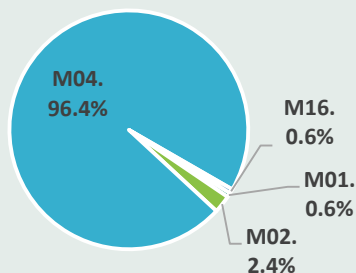
P2 – Competitiveness: Enhancing farm viability and competitiveness of all types of agriculture in all regions and promoting innovative farm technologies and sustainable management of forest

Focus Area 2A. Farm's performance, restructuring & modernization

Total public budget (million EUR)



Breakdown of FA budget by measure (%)




Measure	m EUR
M01	1.2
M02	4.7
M04	187.5
M16	1.1

Target indicator	Value
T4 - % of agricultural holdings with RDP support for investments in restructuring or modernisation	12.7 %

P3 – Food chain & risk management: Promoting food chain organisation, including processing and marketing of agricultural products, animal welfare and risk management in agriculture

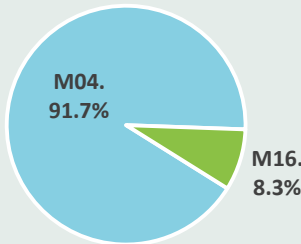
Focus Area 3A. Agri-food chain integration & quality

Total public budget (million EUR)



Breakdown of FA budget by measure (%)

Measure	m EUR
M04	46.4
M16	4.2




Target indicator

Value

DE_MEC01 - % of commercial holdings who have received Processing and Marketing / Promotion grants	11.4 %
DE_MEC02 - % of agricultural holdings who are members of a producer group and have received Processing and Marketing / Development of agricultural products grants	0.4 %

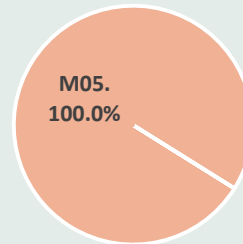
Focus Area 3B. Risk prevention & management

Total public budget (million EUR)



Breakdown of FA budget by measure (%)

Measure	m EUR
M05	60.0



Target indicator

Value

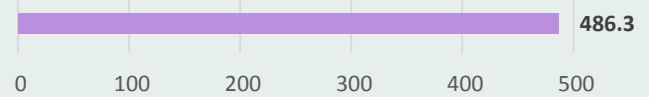
T7 - % of farms participating in risk management schemes	3.2 %
--	-------

P4 – Ecosystems management: Restoring, preserving and enhancing ecosystems related to agriculture and forestry

Focus Areas

- 4A. Biodiversity's restoration, preservation & enhancement
- 4B. Water management
- 4C. Soil erosion & soil management

Total public budget (million EUR)

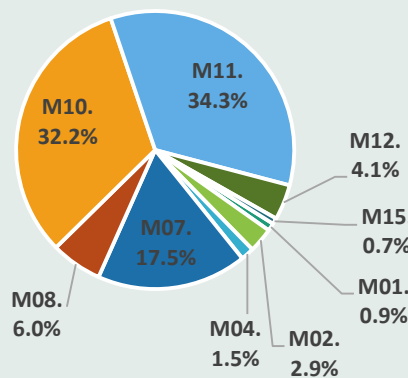


Target indicator

Value

T8 - % of forest/other wooded area under management contracts supporting biodiversity	7.9 %
T9 - % of agricultural land under management contracts supporting biodiversity and/or landscapes	21.6 %
T10 - % of agricultural land under management contracts to improve water management	0.2 %
T11 - % of forestry land under management contracts to improve water management	0.2 %
T12 - % of agricultural land under management contracts to improve soil management and/or prevent soil erosion	0.2 %

Breakdown of FA budget by measure (%)




Measure	m EUR
M01	4.4
M02	14.0
M04	7.5
M07	84.9
M08	29.0
M10	156.5
M11	166.7
M12	20.0
M15	3.3

P5 - Resource efficiency & climate: Promoting resource efficiency and supporting the shift towards a low carbon and climate resilient economy in agriculture, food and forestry sectors

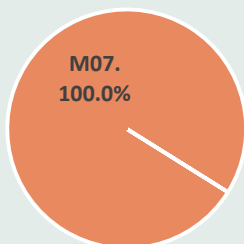
Focus Area 5C. Renewable sources & waste management

Total public budget (million EUR)



Breakdown of FA budget by measure (%)

Measure	m EUR
M07	2.7



Target indicator

Value

T16 - Total investment in renewable energy production (EUR)	2.7 m
---	-------

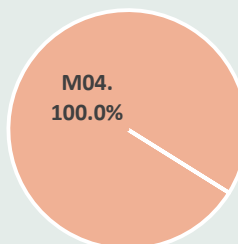
Focus Area 5E. Carbon conservation & sequestration

Total public budget (million EUR)



Breakdown of FA budget by measure (%)

Measure	m EUR
M04	25.0



Target indicator

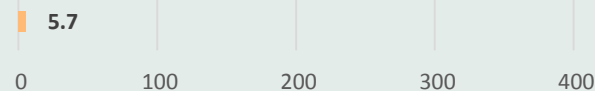
Value

T19 - % of agricultural and forest land under management contracts contributing to carbon sequestration and conservation	0.2 %
--	-------

P6 - Social inclusion & local development: Promoting social inclusion poverty reduction and economic development in rural areas

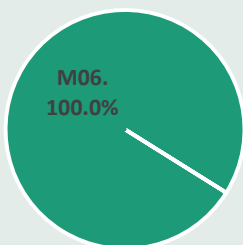
Focus Area 6A. Diversification & job creation

Total public budget (million EUR)



Breakdown of FA budget by measure (%)

Measure	m EUR
M06	5.7



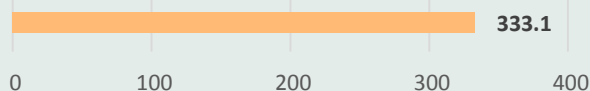
Target indicator

Value

T20 - Jobs created in supported projects	105
--	-----

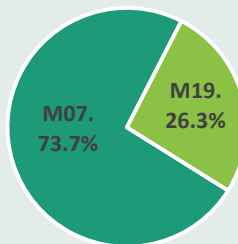
Focus Area 6B. Local development

Total public budget (million EUR)



Breakdown of FA budget by measure (%)

Measure	m EUR
M07	245.3
M19	87.8



Target indicator

Value

T21 - % of rural population covered by local development strategies	66.5 %
T22 - % of rural population benefiting from improved services/infrastructures	80.3 %
T23 - Jobs created in supported projects (LEADER)	45

3. Planned expenditure per priority

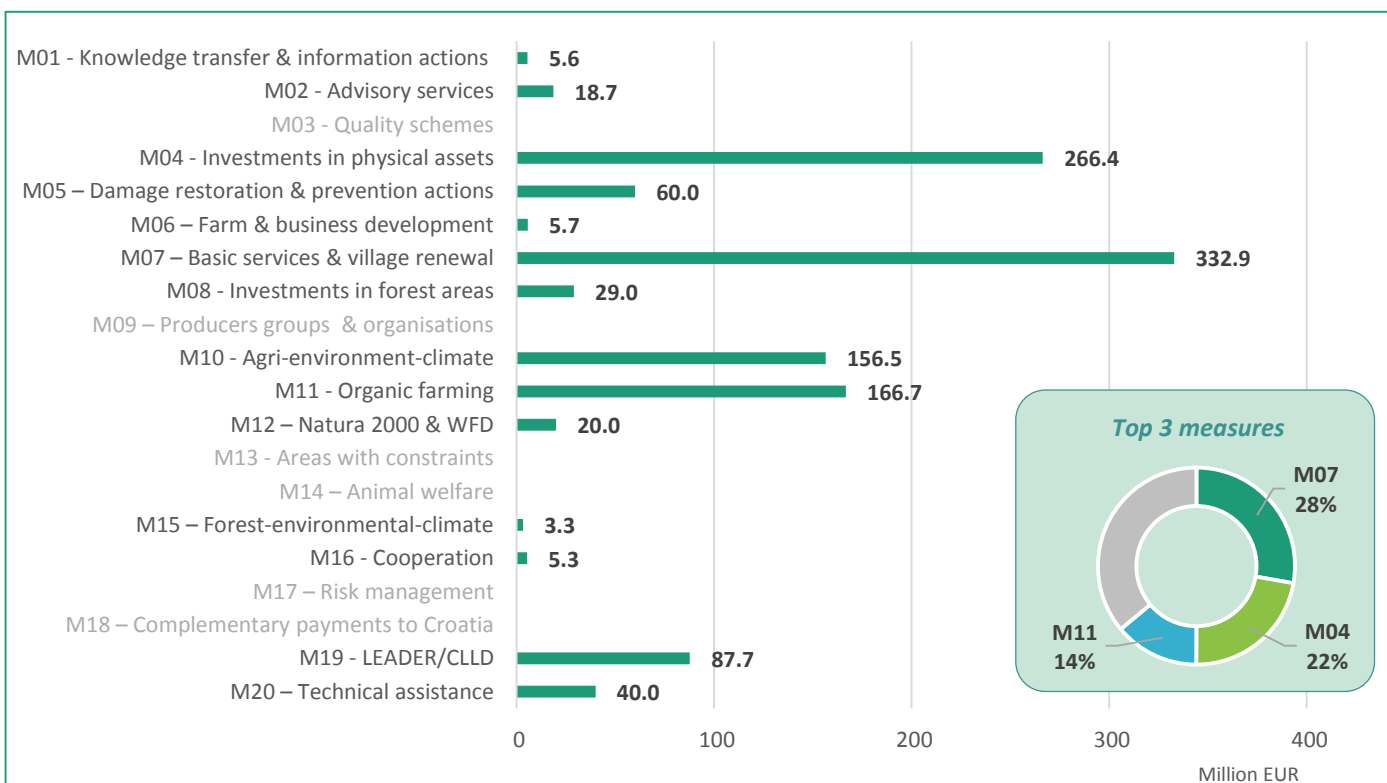
The following table shows how the planned total public expenditure (comprising the EAFRD support and the national contribution) is allocated between rural development priorities. Priority 1 is considered to be cross-cutting and no separate financial allocation is shown as the expenditure is distributed across other focus areas.

Priority	Total public expenditure per priority (million EUR)	% of total public expenditure*	
P1 - Knowledge transfer & innovation	P2 - Competitiveness	194.4	16.2 %
	P3 - Food chain & risk management	110.6	9.2 %
	P4 - Ecosystems management	486.3	40.6 %
	P5 - Resource efficiency & climate	27.7	2.3 %
	P6 - Social inclusion & local development	338.8	28.3 %

* Figures do not add up to 100 % because the budget for technical assistance is not included. The budget for technical assistance is available in Section 4.

4. Planned expenditure per measure (million EUR)

The following chart shows the indicative planned total public expenditure per measure (comprising the EAFRD support and the national contribution). The measures illustrated in the chart are the complete list of measures selected within the Rural Development Programme. Measures in color light gray were not selected by the Länder.



5. Choice of measures by priority and focus areas

The following chart shows which priorities and focus areas are selected in the RDP and the combination of measures used to address them. For each measure the budget breakdown per focus area is given. Priority 1 is considered to be cross-cutting and no separate financial allocation is shown as the expenditure is distributed across other focus areas. Expenditure under Priority 4 is programmed for the priority as a whole, not for individual focus areas.

Priority	P1 Knowledge transfer & innovation			P2 Competitiveness		P3 Food chain & risk management		P4 Ecosystems management			P5 Resource efficiency & climate					P6 Social inclusion & local development			Total	Planned expenditure (million EUR)	
	1A - Innovation & cooperation	1B - Links with research & innovation	1C - Lifelong learning & vocational training	2A - Farm's performance, restructuring & modernisation	2B - Entry of skilled/younger farmers	3A - Agri-food chain integration & quality	3B - Risk prevention & management	4A - Biodiversity's restoration, preservation & enhancement	4B - Water management	4C - Soil erosion & soil management	5A - Water use efficiency	5B - Energy use efficiency	5C - Renewable sources & waste management	5D - Greenhouse gas & ammonia emissions	5E - Carbon conservation & sequestration	6A - Diversification & job creation	6B - Local development	6C - ICT - Information & communication technologies			
M01 - Knowledge transfer & information actions				21%				79%												100%	5.6
M02 - Advisory services				25%				75%												100%	18.7
M03 - Quality schemes																					
M04 - Investments in physical assets				70%		17%		3%							9%					100%	266.4
M05 - Damage/restoration /prevention actions							100%													100%	60.0
M06 - Farm & business development																100%				100%	5.7
M07 - Basic services & village renewal								25%					1%				74%			100%	332.9
M08 - Investments in forest areas								100%												100%	29.0
M09 - Producers groups & organisations																					
M10 - Agri-environment-climate								100%												100%	156.5
M11 - Organic farming								100%												100%	166.7
M12 - Natura 2000 & WFD								100%												100%	20.0
M13 - Areas with constraints																					
M14 - Animal welfare																					
M15 - Forest-environmental-climate								100%												100%	3.3
M16 - Cooperation				21%		79%														100%	5.3
M17 - Risk management																					
M18 - Complementary payments to Croatia																					
M19 - LEADER/CLLD																100%				100%	87.8

6. Additional info

Date of RDP approval	13/02/2015
German National Rural Network	Netzwerk Ländliche Räume http://www.netzwerk-laendlicher-raum.de/
Managing authority	Gemeinsame Verwaltungsbehörde für den EFRE, ESF und den ELER des Landes Mecklenburg-Vorpommern
Paying agency	Zahlstelle des Landes Mecklenburg-Vorpommern für den ELER
Coordination body	Bundesministerium für Ernährung und Landwirtschaft
RDP country documents	http://ec.europa.eu/agriculture/rural-development-2014-2020/country-files/de_en.htm
National Partnership Agreement summary (ENG)	http://ec.europa.eu/contracts_grants/pa/partnership-agreement-germany-summary_en.pdf
Partnership Agreement	http://ec.europa.eu/agriculture/rural-development-2014-2020/country-files/de_en.htm
Rural Development Regulation 2014-2020	Regulation (EU) N° 1305/2013 of the European Parliament and of the Council on support for rural development by the European Agricultural Fund for Rural Development (EAFRD) [PDF en]

Source of information: All data and the figures presented in this summary come from the European Commission approved version of the Germany - Mecklenburg-Vorpommern 2014 - 2020 Rural Development Programme. The examples of expected achievements and key challenges on page 1 were retrieved from: DG AGRI, *Factsheet on 2014-2020 Rural Development Programme for the German Land Mecklenburg-Western Pomerania*, February 2015.

Disclaimer: This document aims to provide an accessible summary of selected RDP content. The information provided should not be considered a comprehensive account of the original RDP content.

Summary version: Version 1

Last updated: September 2015

Corresponding RDP: DE - Mecklenburg-Vorpommern 2014-2020 RDP, code 2014DE06RDRP011, version 1.3, approved 13/02/2015.



The European Network for
Rural Development

ENRD Contact Point
Rue de la Loi, 38 Boîte n.4 - 1040
Brussels, Belgium
Tel. +32 2 801 38 00
email: info@enrd.eu
website: <http://enrd.ec.europa.eu/>