

1. General information

Geographical Area	Country	Germany
	Region	Lower Saxony & Bremen
Rural population (1)	Inhabitants (4)	7.1 million
	% of total population (4)	83.3 %
	Density - Inhab/km2 (4)	158.7
Rural area (1)	Km2 (4)	45 007
	% of total area (4)	93.7 %
Agricultural area <i>Total Utilised Agricultural Area (UAA)</i>	Ha (2)	2.6 million
	% of total territory (6)	53.7 %
Forest and other wooded land	Ha (3)	1.0 million
	% of total area	n/a
Total employment	People (3)	4.2 million
Rural employment (1)	% of total workforce (3)	81.3 %

Data source: Germany – Lower Saxony & Bremen 2014-2020 Rural Development Programme (RDP). Note: (1) OECD definition applies, including intermediate and predominantly rural regions; (2) 2010 data; (3) 2011 data; (4) 2012 data; (5) 2013 data; (6) 2010, calculation based on 2012 total region territory data.

EAFRD* support:
EUR 1 119 923 554
1.2 % of Total EAFRD
support for EU-28



**National
contribution:**
EUR 1 179 536 030

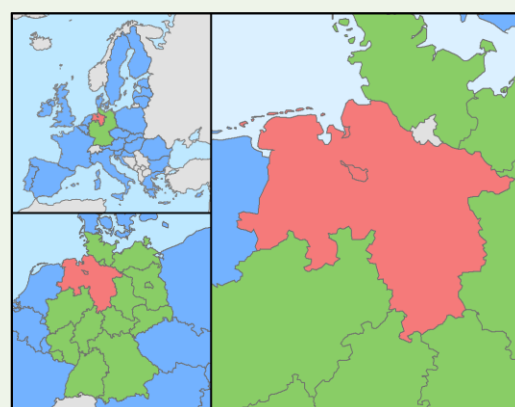


**Planned total public
expenditure:**
EUR 2 299 459 584

* European Agricultural Fund for Rural Development (EAFRD)

Primary sector contribution to Gross Value Added (GVA)	% of total (3)	32.0 %
No of agricultural holdings	No (2)	41 730
Average farm size	ha UAA/holding (2)	61.8
High Nature Value farming	% of total UAA (5)	10.0 %
Farmland Birds Index (FBI)	Index 2000 = 100	66.6
	<i>From 2000 to 2009 the FBI measuring the relative abundance of farmland bird species decreased by 33.4 %.</i>	

Map: Germany – Lower Saxony & Bremen



Examples of expected achievements

- Actions under the cross-cutting priority of knowledge transfer and innovation will focus on resource efficiency and the shift to a low-carbon and climate-resilient economy: around 11 000 people will receive training and 155 cooperation projects will be supported.
- The competitiveness of the agricultural and forestry sector will be improved through the support for investments in some 600 farms focusing on animal welfare, high-quality production and improved working conditions.
- To address the priorities of animal welfare and risk management in agriculture support will be provided respectively to 800 projects improving animal welfare and to 130 public bodies for coastal and flood protection.
- The key environmental challenges will be addressed through bringing 6.4 % of farmland under biodiversity contracts, 2 % under contracts for improving water management and another 0.5 % under contracts to reduce soil erosion.
- Emphasis under the resource efficiency and climate priority will be given through support to about 110 investment projects in energy efficiency and reduction of Greenhouse Gas (GHG) and ammonia emissions.
- Around 42 % of the rural population will benefit from local development strategies drawn by 40 Local Action Groups (LAGs) and another 18 % will benefit from improved services and infrastructure. Broadband coverage particularly will be improved for 16 % of the rural population.

Examples of key challenges

- Addressing climate change and its effects is a major challenge in Lower Saxony and Bremen. Coastal regions are facing increasing flood hazard therefore flood protection measures and the development of internal and transitional water courses become a priority.
- Climate change is also causing problems of water and soil erosions, which together with the loss of biodiversity represents a key environmental challenges in the region.
- The depletion of rural areas' human capital and potential is also a major challenge. This is exacerbated by ageing society and population losses linked to migration of young people, especially women.
- Rural areas also face problem of connectivity since broadband internet connection is limited only to major towns and their vicinity while the coverage is limited to only 10 % of rural areas.

2. RDP focus areas: planned expenditure, measures and 2023 targets

This section illustrates each rural development priority (P) with a focus on: the indicative budget per Focus Area (FA) and its breakdown by selected measure; and the relation between the indicative planned total public expenditure and the expected 2023 targets set by the Managing Authority for each focus area. The target indicators identified with the country code (DE_LSB) are specific to the Lower Saxony & Bremen Programme.

P1 - Knowledge transfer & innovation: Fostering knowledge transfer and innovation in agriculture, forestry, and rural areas

Priority 1 is considered a cross-cutting priority: the budget under Priorities 2-6 contributes to the achievement of Priority 1 targets.

Focus Area 1A. Innovation & cooperation

Target indicator	Value
T1 - % of expenditure under Articles 14, 15 and 35 of Regulation (EU) No 1305/2013 in relation to the total expenditure for the RDP	6.4 %

Focus Area 1B. Links with research & innovation

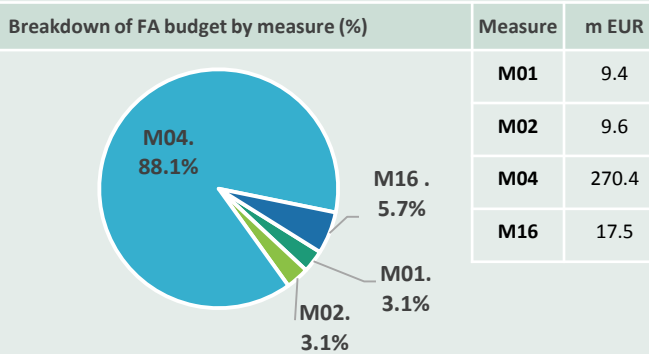

Target indicator	Value
T2 - Total number of cooperation operations supported under the cooperation measure (Article 35 of Regulation (EU) No 1305/2013) (groups, networks/clusters, pilot projects...), of which: Nr of EIP operational groups to be supported (establishment and operation)	155 10

Focus Area 1C. Lifelong learning & vocational training

Target indicator	Value
T3 - Total number of participants trained under Article 14 of Regulation (EU) No 1305/2013	11 000

P2 – Competitiveness: Enhancing farm viability and competitiveness of all types of agriculture in all regions and promoting innovative farm technologies and sustainable management of forest

Focus Area 2A. Farm's performance, restructuring & modernization



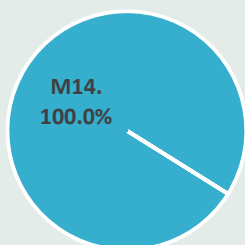
Target indicator	Value
T4 - % of agricultural holdings with RDP support for investments in restructuring or modernisation	1.4 %

P3 – Food chain & risk management: Promoting food chain organisation, including processing and marketing of agricultural products, animal welfare and risk management in agriculture

Focus Area 3A. Agri-food chain integration & quality




Breakdown of FA budget by measure (%)	Measure	m EUR
	M14	27.5

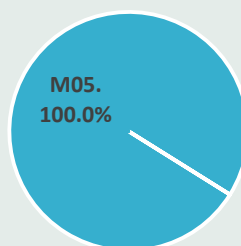


Target indicator	Value
DE_LSB01 - Percentage of farms that received animal welfare support	1.9 %

Focus Area 3B. Risk prevention & management

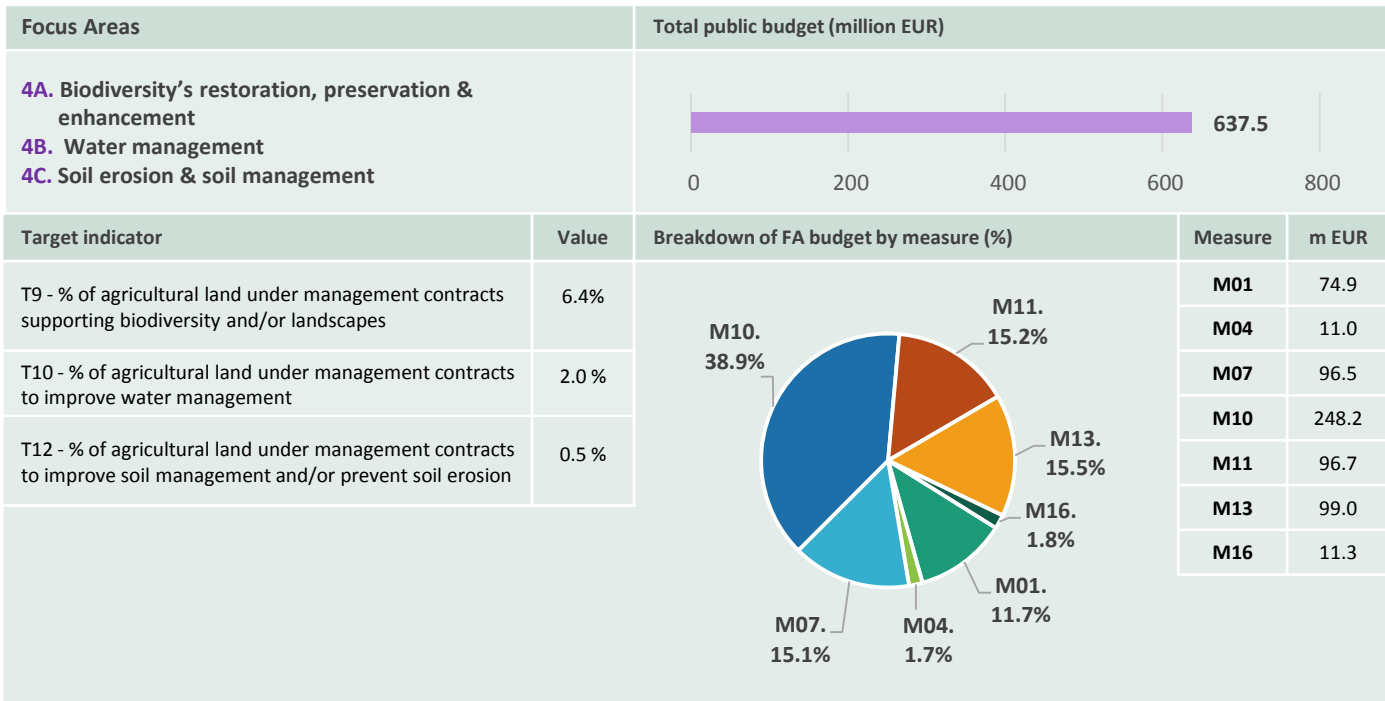


Breakdown of FA budget by measure (%)	Measure	m EUR
	M05	610.7

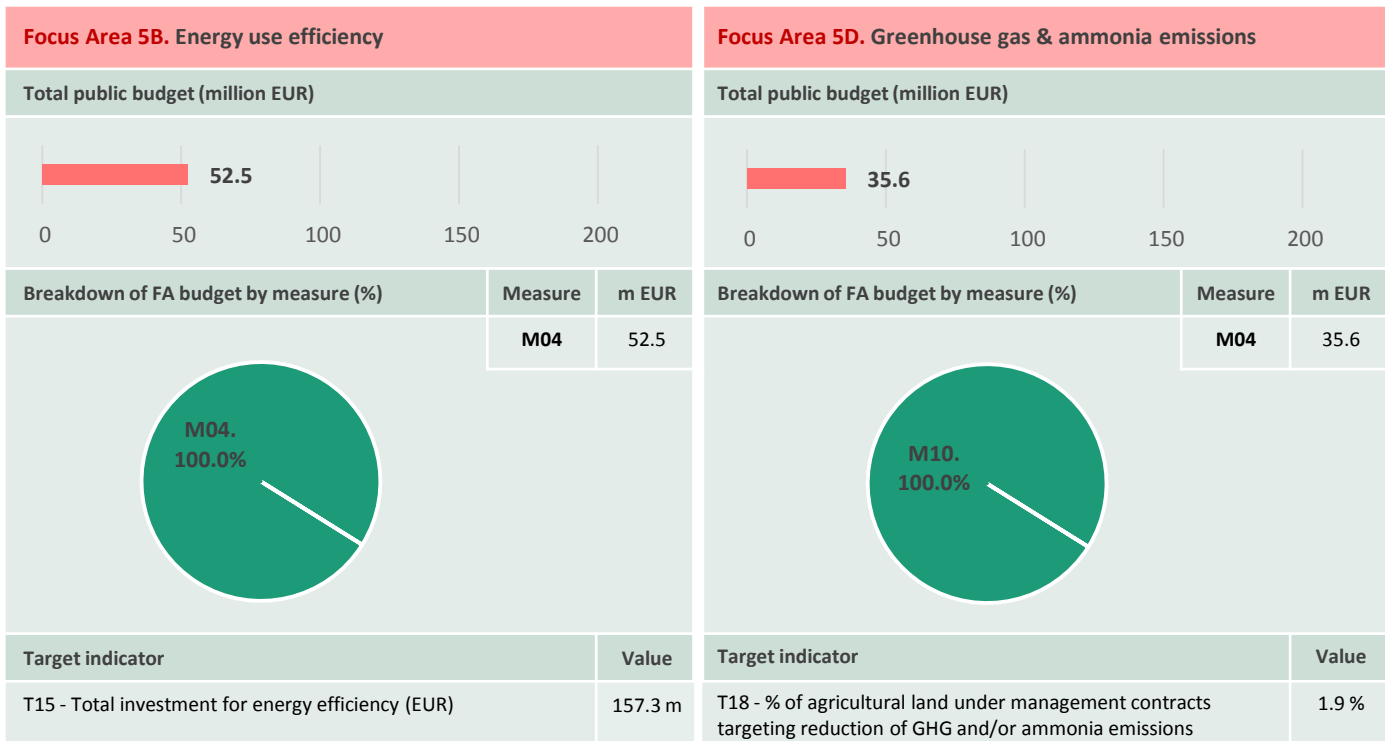


Target indicator	Value
DE_LSB02 - Number of public organizations	130

P4 – Ecosystems management: Restoring, preserving and enhancing ecosystems related to agriculture and forestry



P5 - Resource efficiency & climate: Promoting resource efficiency and supporting the shift towards a low carbon and climate resilient economy in agriculture, food and forestry sectors



P5 - Resource efficiency & climate: Promoting resource efficiency and supporting the shift towards a low carbon and climate resilient economy in agriculture, food and forestry sectors

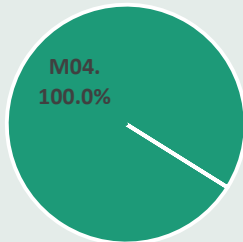
Focus Area 5E. Carbon conservation & sequestration

Total public budget (million EUR)



Breakdown of FA budget by measure (%)

Measure	m EUR
M04	24.0



Target indicator

Value

DE_LSB03 - Reduction of greenhouse gas emissions from peat use

3 750

P6 - Social inclusion & local development: Promoting social inclusion poverty reduction and economic development in rural areas

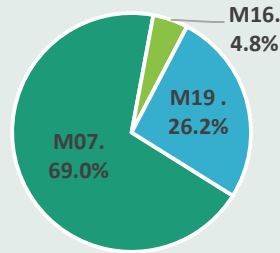
Focus Area 6B. Local development

Total public budget (million EUR)



Breakdown of FA budget by measure (%)

Measure	m EUR
M07	340.1
M16	23.4
M19	129.1



Target indicator

Value

T21 - % of rural population covered by local development strategies

42 %

T22 - % of rural population benefiting from improved services/infrastructures


18.2 %

T23 - Jobs created in supported projects (LEADER)

2

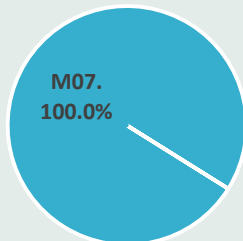
Focus Area 6C. Information & communication technologies (ICT)

Total public budget (million EUR)



Breakdown of FA budget by measure (%)

Measure	m EUR
M07	83.9



Target indicator

Value

T24 - % of rural population benefiting from new or improved services/infrastructures (ICT)

15.8 %

3. Planned expenditure per priority

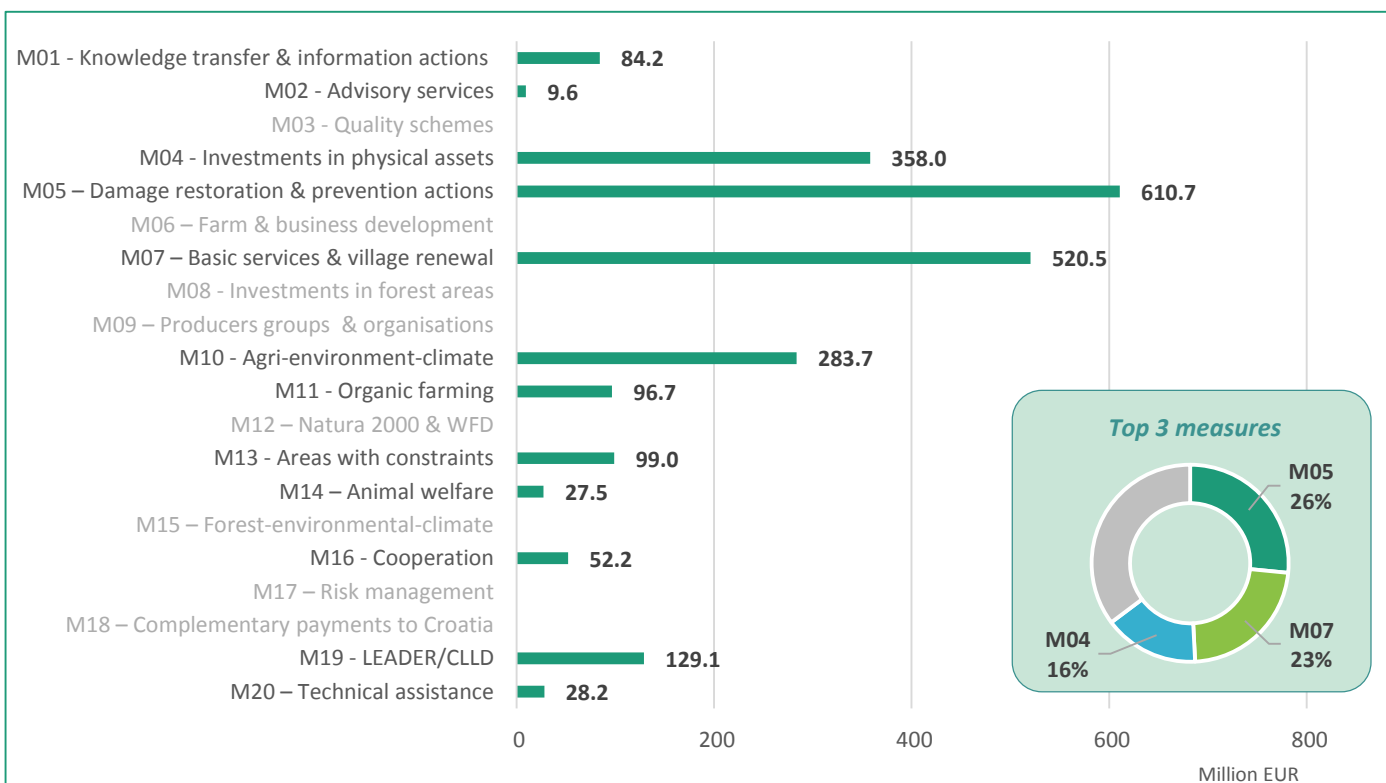
The following table shows how the planned total public expenditure (comprising the EAFRD support and the national contribution) is allocated between rural development priorities. Priority 1 is considered to be cross-cutting and no separate financial allocation is shown as the expenditure is distributed across other focus areas.

Priority	Total public expenditure per priority (million EUR)	% of total public expenditure*	
P1 - Knowledge transfer & innovation	P2 - Competitiveness	306.9	13.3 %
	P3 - Food chain & risk management	638.2	27.8 %
	P4 - Ecosystems management	637.5	27.7 %
	P5 - Resource efficiency & climate	112.1	4.9 %
	P6 - Social inclusion & local development	576.5	25.1 %

* Figures do not add up to 100 % because the budget for technical assistance is not included. The budget for technical assistance is available in Section 4.

4. Planned expenditure per measure (million EUR)

The following chart shows the indicative planned total public expenditure per measure (comprising the EAFRD support and the national contribution). The measures illustrated in the chart are the complete list of measures selected within the RDP. Measures in color light gray were not selected by the Länder.



5. Choice of measures by priority and focus areas

The following chart shows which priorities and focus areas are selected in the RDP and the combination of measures used to address them. For each measure the budget breakdown per focus area is given. Priority 1 is considered to be cross-cutting and no separate financial allocation is shown as the expenditure is distributed across other focus areas. Expenditure under Priority 4 is programmed for the priority as a whole, not for individual focus areas.

Priority	P1 Knowledge transfer & innovation			P2 Competitiveness		P3 Food chain & risk management		P4 Ecosystems management			P5 Resource efficiency & climate					P6 Social inclusion & local development			Total	Planned expenditure (million EUR)	
	1A - Innovation & cooperation	1B - Links with research & innovation	1C - Lifelong learning & vocational training	2A - Farm's performance, restructuring & modernisation	2B - Entry of skilled/younger farmers	3A - Agri-food chain integration & quality	3B - Risk prevention & management	4A - Biodiversity's restoration, preservation & enhancement	4B - Water management	4C - Soil erosion & soil management	5A - Water use efficiency	5B - Energy use efficiency	5C - Renewable sources & waste management	5D - Greenhouse gas & ammonia emissions	5E - Carbon conservation & sequestration	6A - Diversification & job creation	6B - Local development	6C - ICT - Information & communication technologies			
M01 - Knowledge transfer & information actions				11%				89%												100%	84.2
M02 - Advisory services				100%																100%	9.6
M03 - Quality schemes																					
M04 - Investments in physical assets				76%				3%				15%		7%						100%	358.0
M05 - Damage/restoration /prevention actions							100%													100%	610.7
M06 - Farm & business development																					
M07 - Basic services & village renewal								19%									65%	16%	100%	520.5	
M08 - Investments in forest areas																					
M09 - Producers groups & organisations																					
M10 - Agri-environment-climate								88%						13%						100%	283.7
M11 - Organic farming								100%												100%	96.7
M12 - Natura 2000 & WFD																					
M13 - Areas with constraints						100%														100%	99.0
M14 - Animal welfare						100%														100%	27.5
M15 - Forest-environmental-climate																					
M16 - Cooperation				33.5%				22%									45%			100%	52.2
M17 - Risk management																					
M18 - Complementary payments to Croatia																					
M19 - LEADER/CLLD																	100%			100%	129.1

6. Additional info

Date of RDP approval	26/05/2015
German National Rural Network	Netzwerk Ländliche Räume http://www.netzwerk-laendlicher-raum.de/
Managing authority	Niedersächsisches Ministerium für Ernährung, Landwirtschaft und Verbraucherschutz Referat 305
Paying agency	Niedersächsisches Ministerium für Ernährung, Landwirtschaft und Verbraucherschutz EUAZahlstelle Referat 301
Coordination body	Bundesministerium für Ernährung und Landwirtschaft, Ref. 615
RDP country documents	http://www.ml.niedersachsen.de/portal/live.php?navigation_id=1312&psmand=7
National Partnership Agreement summary	http://ec.europa.eu/contracts_grants/pa/partnership-agreement-germany-summary_en.pdf
Partnership Agreement	http://ec.europa.eu/contracts_grants/agreements/index_en.htm
Rural Development Regulation 2014-2020	Regulation (EU) N° 1305/2013 of the European Parliament and of the Council on support for rural development by the European Agricultural Fund for Rural Development (EAFRD) [PDF en]

Source of information: All data and the figures presented in this summary come from the European Commission approved version of the Germany - Lower Saxony & Bremen 2014-2020 Rural Development Programme. The examples of expected achievements and key challenges on page 1 were retrieved from: DG AGRI, Factsheet on 2014-2020 Rural Development Programme for Lower Saxony & Bremen, May 2015

Disclaimer: This document aims to provide an accessible summary of selected RDP content. The information provided should not be considered a comprehensive account of the original RDP content.

Summary version: Version 1

Last updated: September 2015

Corresponding RDP: DE - Lower Saxony & Bremen 2014-2020 RDP, code 2014DE06RDRP012, version 1.6, approved 26/05/2015.



The European Network for
Rural Development

ENRD Contact Point
Rue de la Loi, 38 Boîte n.4 - 1040
Brussels, Belgium
Tel. +32 2 801 38 00
email: info@enrd.eu
website: <http://enrd.ec.europa.eu/>