

## 1. General information

<b>Geographical Area</b>	<b>Country</b>	<b>Germany</b>
	<b>Region</b>	<b>Baden Württemberg</b>
<b>Rural population (1)</b>	<b>Inhabitants (5)</b>	6.3 million
	<b>% of total population (5)</b>	58.4 %
	<b>Density - Inhab/km2 (5)</b>	213.6
<b>Rural area (1)</b>	<b>Km2 (5)</b>	29 495
	<b>% of total area (5)</b>	82.5 %
<b>Agricultural area Total Utilised Agricultural Area (UAA)</b>	<b>Ha (3)</b>	1.4 million
	<b>% of total territory (6)</b>	39.4 %
<b>Forest and other wooded land</b>	<b>Ha (5)</b>	1.4 million
	<b>% of total area (5)</b>	38.3 %
<b>Total employment</b>	<b>People (3)</b>	5.6 million
<b>Rural employment (1)</b>	<b>% of total workforce (3)</b>	56.4 %

Data source: Germany - Baden Württemberg 2014-2020 Rural Development Programme (RDP). Note: (1) OECD definition applies, including intermediate and predominantly rural regions; (2) 2008 data; (3) 2010 data; (4) 2011 data; (5) 2012 data; (6) 2010, calculation based on 2012 total region territory data.

**EAFRD\* support:  
EUR 709 573 862**

0.7 % of Total EAFRD  
support for EU-28

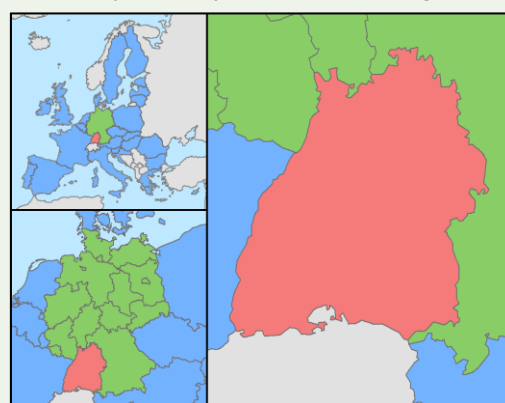
**National  
contribution:  
EUR 1 114 424 827**

**Planned total public  
expenditure:  
EUR 1 823 998 689**

\* European Agricultural Fund for Rural Development (EAFRD)

<b>Primary sector contribution to Gross Value Added (GVA)</b>	<b>% of total (3)</b>	0.6 %
<b>No of agricultural holdings</b>	<b>No (3)</b>	44 510
<b>Average farm size</b>	<b>ha UAA/holding (3)</b>	31.7
<b>High Nature Value farming</b>	<b>% of total UAA (4)</b>	0.2 %
<b>Farmland Birds Index (FBI)</b>	<b>Index 2000 = 100</b>	75.7
	<i>From 2000 to 2008 the FBI measuring the relative abundance of farmland bird species decreased by 24.3 %.</i>	

**Map: Germany - Baden Württemberg**



### Examples of expected achievements

- Knowledge transfer and innovation will be addressed mainly through measures supporting training and advisory services for people and businesses in rural areas: an expected 2 400 participants will be trained. There will also be contributions to nearly 130 cooperation projects in the framework of the European Innovation Partnership for Agricultural Productivity and Sustainability.
- Nearly 4 % of farm holdings will receive funding for investments focused on modernisation of farms, in particular with regard to animal husbandry. Support focused mainly on improved animal welfare and in particular on animal welfare labels will be paid to more than 4 000 agricultural holdings.
- Risk management will be addressed through support for knowledge transfer and information actions, for 180 participants.
- Nearly 9 % of agricultural land and 0.6 % of forest area will be placed under funded contracts to improve biodiversity. Additionally, 4 % of farmland is intended to be placed under contracts to improve water management, and almost 7 % under contracts to improve soil management. 3 % of agricultural and forest land will be under management contracts contributing to carbon sequestration or conservation. Furthermore, 2 500 participants are intended to benefit from advisory services on energy efficiency in agricultural holdings with the aim of limiting climate change.
- LEADER will cover nearly 32 % of the rural population, creating 180 new jobs and improving living conditions.

### Examples of key challenges

- Of the agricultural area in Baden-Württemberg nearly 60 % is arable land and 38 % permanent grassland. The share of population living in rural areas and cities numbering below 65 000 inhabitants is around 76 % of the total, covering 95% of the territory.
- Only around 2 800 agricultural holdings of a total of 45 000 cultivate more than 100 ha. The average size is around 32 ha and thus far less than the national average (56 ha). In this context, economic efficiency in the agricultural sector as well as demographic change are continuing challenges in Baden-Württemberg.
- Environmental challenges relate to pressure on biodiversity, as well as to soil erosion and nitrate pollution in surface and ground waters. Maintenance and improvement of the natural heritage in rural areas and improved animal welfare were identified as additional challenges, as well as social inclusion and economic development.

Source: DG AGRI, **Factsheet on 2014-2020 Rural Development Programme for Baden-Württemberg**, May 2015.  
[http://ec.europa.eu/agriculture/rural-development-2014-2020/country-files/de/factsheet-baden-wuerttemberg\\_en.pdf](http://ec.europa.eu/agriculture/rural-development-2014-2020/country-files/de/factsheet-baden-wuerttemberg_en.pdf)

## 2. RDP focus areas: planned expenditure, measures and 2023 targets

This section illustrates each rural development priority (P) with a focus on: the indicative budget per Focus Area (FA) and its breakdown by selected measure; and the relation between the indicative planned total public expenditure and the expected 2023 targets set by the Managing Authority for each focus area. The target indicators identified with the country code (DE\_BB) are specific to the Baden Württemberg RDP.

### P1 - Knowledge transfer & innovation: Fostering knowledge transfer and innovation in agriculture, forestry, and rural areas

Priority 1 is considered a cross-cutting priority: the budget under Priorities 2 - 6 contributes to the achievement of Priority 1 targets.

#### Focus Area 1A. Innovation & cooperation

Target indicator	Value
T1 - % of expenditure under Articles 14, 15 and 35 of Regulation (EU) No 1305/2013 in relation to the total expenditure for the RDP	3.5 %

#### Focus Area 1B. Links with research & innovation

Target indicator	Value
T2 - Total number of cooperation operations supported under the cooperation measure (Article 35 of Regulation (EU) No 1305/2013) (groups, networks/clusters, pilot projects...), of which: Nr of EIP operational groups to be supported (establishment and operation)	126 20


#### Focus Area 1C. Lifelong learning & vocational training

Target indicator	Value
T3 - Total number of participants trained under Article 14 of Regulation (EU) No 1305/2013	2 355

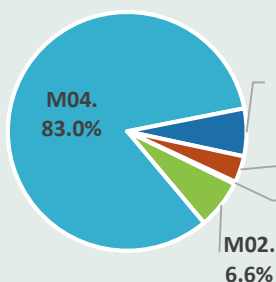
### P2 - Competitiveness: Enhancing farm viability and competitiveness of all types of agriculture in all regions and promoting innovative farm technologies and sustainable management of forest

#### Focus Area 2A. Farm's performance, restructuring & modernization

Total public budget (million EUR)



Breakdown of FA budget by measure (%)

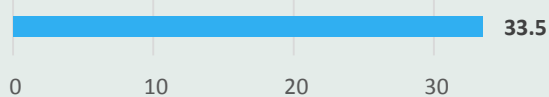


Target indicator	Value
T4 - % of agricultural holdings with RDP support for investments in restructuring or modernisation	3.9 %

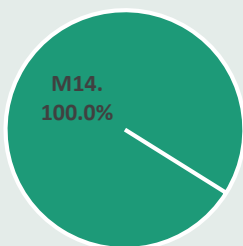
### P3 - Food chain & risk management: Promoting food chain organisation, including processing and marketing of agricultural products, animal welfare and risk management in agriculture

#### Focus Area 3A. Agri-food chain integration & quality

Total public budget (million EUR)



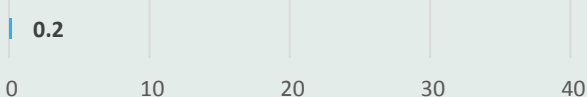
Breakdown of FA budget by measure (%)



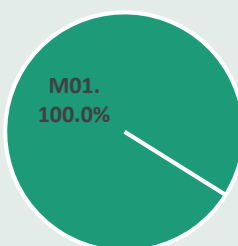
Target indicator	Value
DE_BB01 - Number of supported holdings with animal welfare measures (M14)	4 191

#### Focus Area 3B. Risk prevention & management

Total public budget (million EUR)

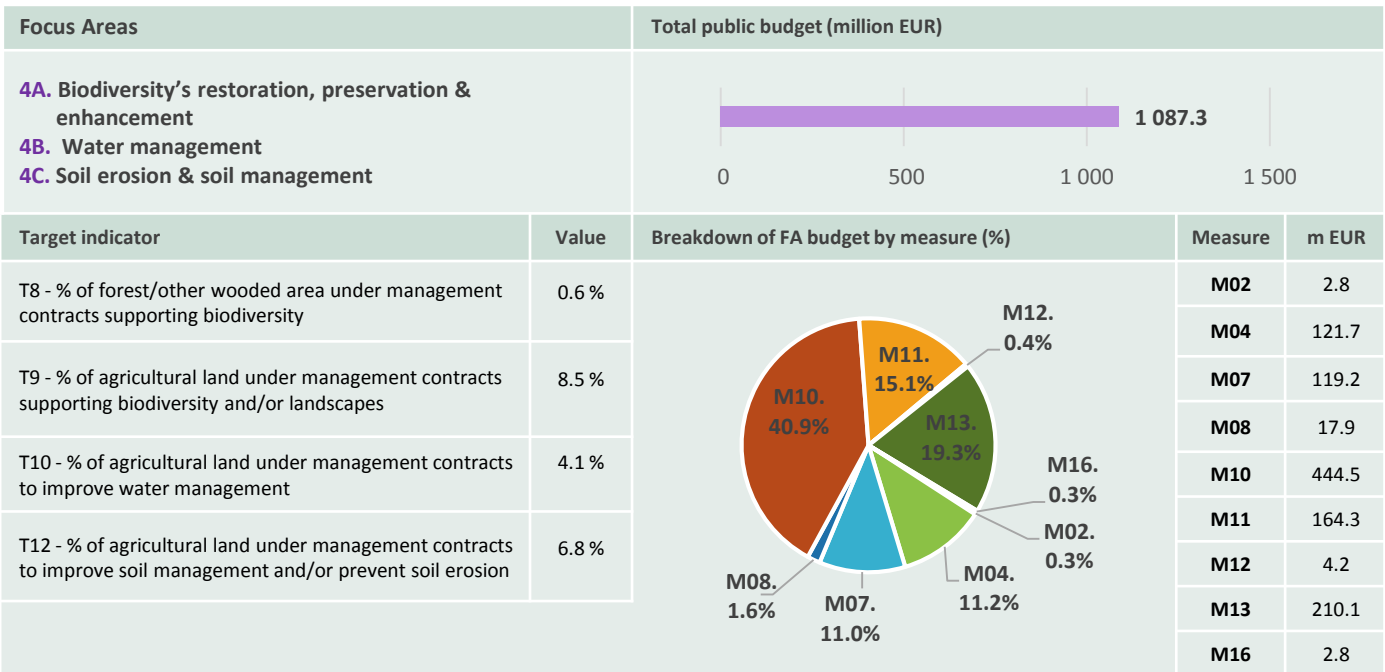


Breakdown of FA budget by measure (%)

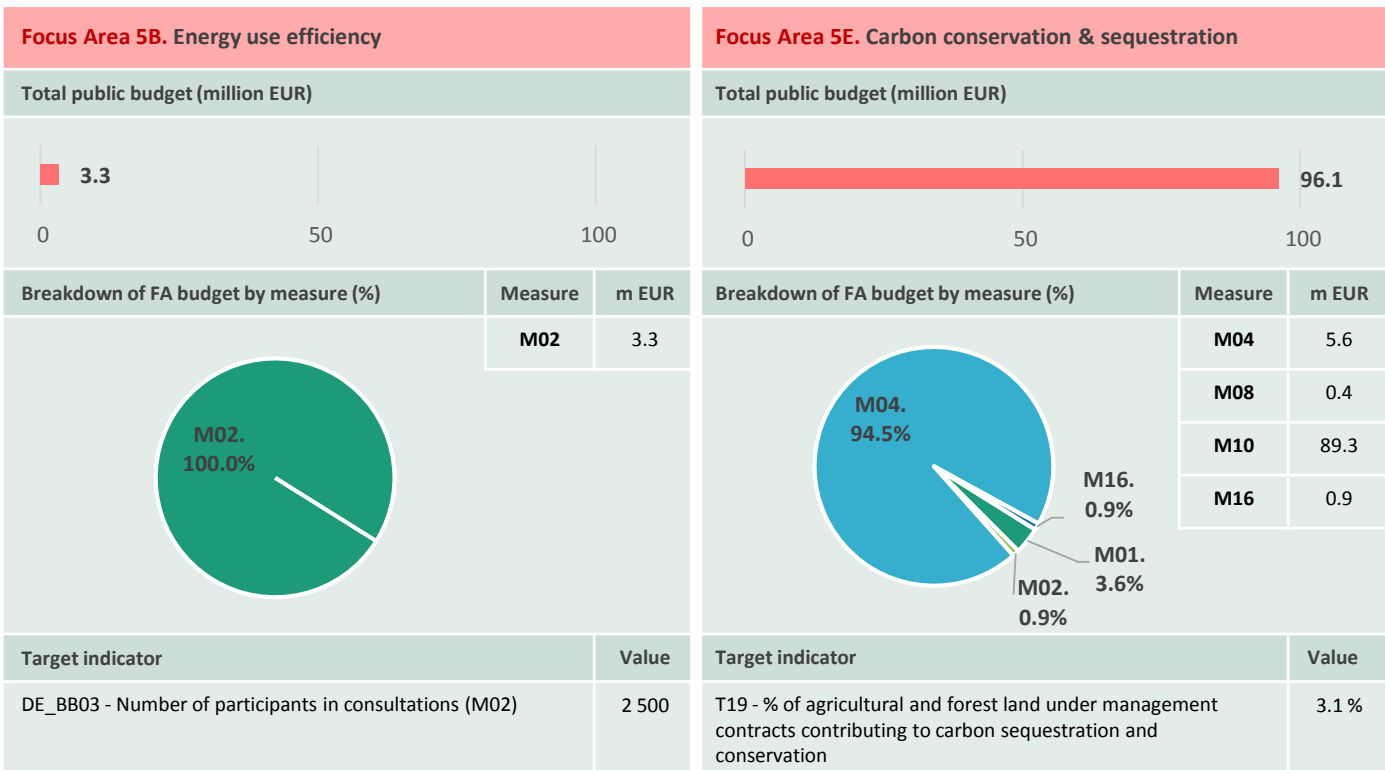


Target indicator	Value
DE_BB02 - Number of participants in training (M01)	180


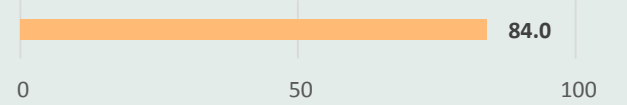
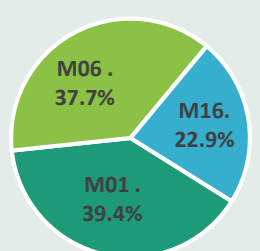
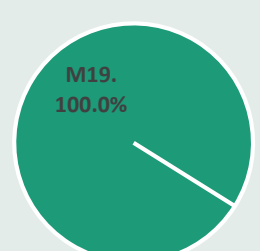
## P4 – Ecosystems management: Restoring, preserving and enhancing ecosystems related to agriculture and forestry



## P5 - Resource efficiency & climate: Promoting resource efficiency and supporting the shift towards a low carbon and climate resilient economy in agriculture, food and forestry sectors



**P6 - Social inclusion & local development: Promoting social inclusion poverty reduction and economic development in rural areas**

Focus Area 6A. Diversification & job creation			Focus Area 6B. Local development		
Total public budget (million EUR)			Total public budget (million EUR)		
					
Breakdown of FA budget by measure (%)	Measure	m EUR	Breakdown of FA budget by measure (%)	Measure	m EUR
	M01	1.4		M19	84.0
	M06	1.3			
	M16	0.8			
Target indicator	Value		Target indicator	Value	
T20 - Jobs created in supported projects	8		T21 - % of rural population covered by local development strategies	31.8 %	
			T23 - Jobs created in supported projects (LEADER)	180	

### 3. Planned expenditure per priority

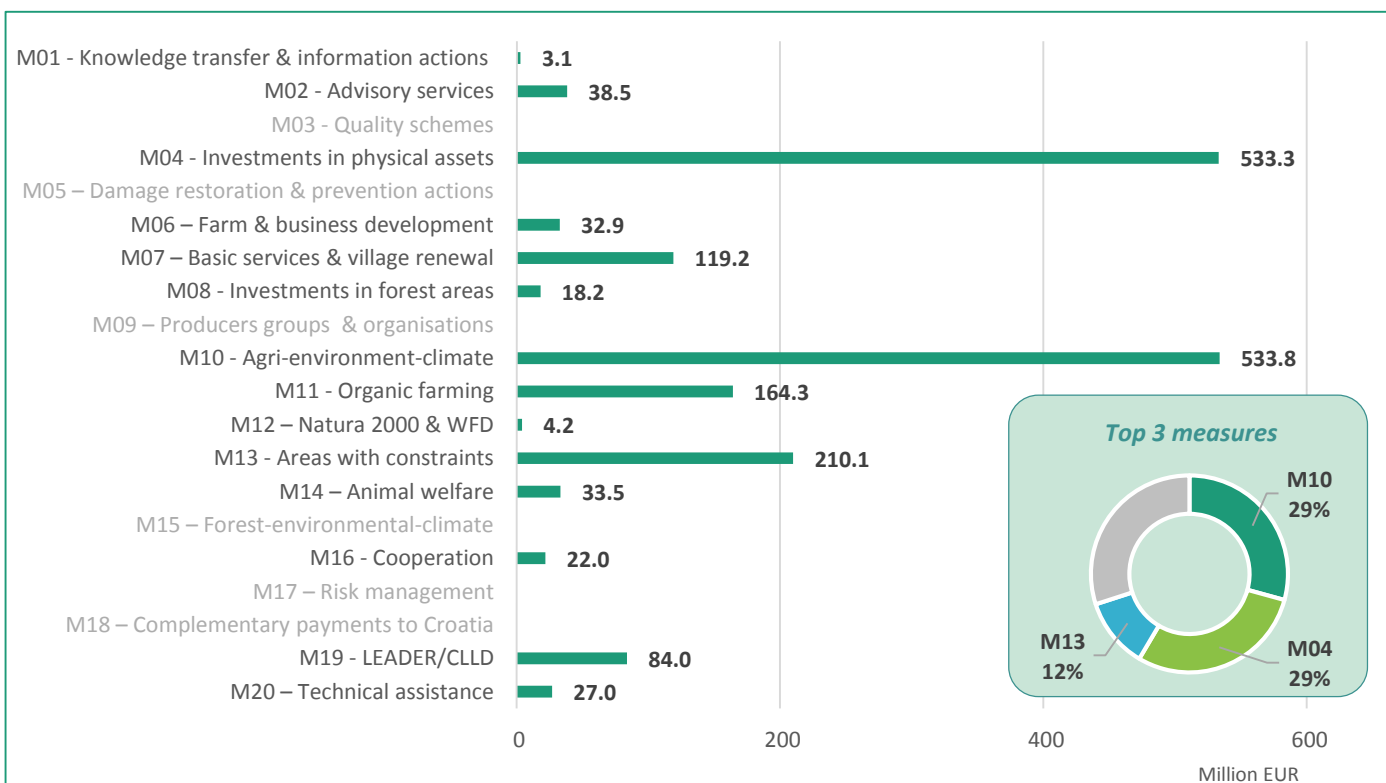
The following table shows how the planned total public expenditure (comprising the EAFRD support and the national contribution) is allocated between rural development priorities. Priority 1 is considered to be cross-cutting and no separate financial allocation is shown as the expenditure is distributed across other focus areas.

Priority	Total public expenditure per priority (million EUR)	% of total public expenditure*	
P1 - Knowledge transfer & innovation	P2 - Competitiveness	489.1	26.8 %
	P3 - Food chain & risk management	33.6	1.8 %
	P4 - Ecosystems management	1 087.3	59.6 %
	P5 - Resource efficiency & climate	99.4	5.5 %
	P6 - Social inclusion & local development	87.5	4.8 %

\* Figures do not add up to 100 % because the budget for technical assistance is not included. The budget for technical assistance is available in Section 4.

### 4. Planned expenditure per measure (million EUR)

The following chart shows the indicative planned total public expenditure per measure (comprising the EAFRD support and the national contribution). The measures illustrated in the chart are the complete list of measures selected within the RDP. Measures in color light gray were not selected by the Länder.



## 5. Choice of measures by priority and focus areas

The following chart shows which priorities and focus areas are selected in the RDP and the combination of measures used to address them. For each measure the budget breakdown per focus area is given. Priority 1 is considered to be cross-cutting and no separate financial allocation is shown as the expenditure is distributed across other focus areas. Expenditure under Priority 4 is programmed for the priority as a whole, not for individual focus areas.

Priority	P1 Knowledge transfer & innovation			P2 Competitiveness		P3 Food chain & risk management		P4 Ecosystems management			P5 Resource efficiency & climate					P6 Social inclusion & local development			Total	Planned expenditure (million EUR)
	1A - Innovation & cooperation	1B - Links with research & innovation	1C - Lifelong learning & vocational training	2A - Farm's performance, restructuring & modernisation	2B - Entry of skilled/younger farmers	3A - Agri-food chain integration & quality	3B - Risk prevention & management	4A - Biodiversity's restoration, preservation & enhancement	4B - Water management	4C - Soil erosion & soil management	5A - Water use efficiency	5B - Energy use efficiency	5C - Renewable sources & waste management	5D - Greenhouse gas & ammonia emissions	5E - Carbon conservation & sequestration	6A - Diversification & job creation	6B - Local development	6C - ICT - Information & communication technologies		
M01 - Knowledge transfer & information actions				50%			6%									44%			100%	3.1
M02 - Advisory services				84%				7%				9%							100%	38.5
M03 - Quality schemes																				
M04 - Investments in physical assets				76%				23%						1%					100%	533.3
M05 - Damage/restoration /prevention actions																				
M06 - Farm & business development				96%											4%				100%	32.9
M07 - Basic services & village renewal								100%											100%	119.2
M08 - Investments in forest areas								98%						2%					100%	18.2
M09 - Producers groups & organisations																				
M10 - Agri-environment-climate								83.3%						17%					100%	533.8
M11 - Organic farming								100%											100%	164.3
M12 - Natura 2000 & WFD								100%											100%	4.2
M13 - Areas with constraints								100%											100%	210.1
M14 - Animal welfare						100%													100%	33.5
M15 - Forest-environmental-climate																				
M16 - Cooperation				80%				13%						4%	4%				100%	22.0
M17 - Risk management																				
M18 - Complementary payments to Croatia																				
M19 - LEADER/CLLD																100%			100%	84.0

## 6. Additional info

<b>Date of RDP approval</b>	26/05/2015
<b>German National Rural Network</b>	Netzwerk Ländliche Räume <a href="http://www.netzwerk-laendlicher-raum.de/">http://www.netzwerk-laendlicher-raum.de/</a>
<b>Managing authority</b>	Ministerium für Ländlichen Raum und Verbraucherschutz, Abteilung Landwirtschaft
<b>Paying agency</b>	Ministerium für Ländlichen Raum und Verbraucherschutz, Stabsstelle Steuerung und Koordinierung von EUMaßnahmen
<b>Coordination body</b>	Bundesministerium für Ernährung und Landwirtschaft, Referat 615 EU-Agrarfinanzierung
<b>RDP country documents</b>	<a href="http://www.foerderung.landwirtschaft-bw.de/pb/,Lde/Startseite/Agrarpolitik/MEPL+III">http://www.foerderung.landwirtschaft-bw.de/pb/,Lde/Startseite/Agrarpolitik/MEPL+III</a>
<b>National Partnership Agreement summary</b>	<a href="http://ec.europa.eu/contracts_grants/pa/partnership-agreement-germany-summary_en.pdf">http://ec.europa.eu/contracts_grants/pa/partnership-agreement-germany-summary_en.pdf</a>
<b>Partnership Agreement</b>	<a href="http://ec.europa.eu/agriculture/rural-development-2014-2020/country-files/de_en.htm">http://ec.europa.eu/agriculture/rural-development-2014-2020/country-files/de_en.htm</a>
<b>Rural Development Regulation 2014-2020</b>	Regulation (EU) N° 1305/2013 of the European Parliament and of the Council on support for rural development by the European Agricultural Fund for Rural Development (EAFRD) [PDF <a href="#">en</a> ]

**Source of information:** All data and the figures presented in this summary come from the European Commission approved version of the Germany - Baden Württemberg 2014-2020 Rural Development Programme. The examples of expected achievements and key challenges on page 1 were retrieved from: DG AGRI, Factsheet on 2014-2020 Rural Development Programme for Baden Württemberg, May 2015.

**Disclaimer:** This document aims to provide an accessible summary of selected RDP content. The information provided should not be considered a comprehensive account of the original RDP content.

**Summary version:** Version 1

**Last updated:** September 2015

**Corresponding RDP:** DE - Baden-Württemberg 2014-2020 RDP, code 2014DE06RDRP003, version 1.2, approved 26/05/2015.



The European Network for  
Rural Development

ENRD Contact Point  
Rue de la Loi, 38 Boîte n.4 - 1040  
Brussels, Belgium  
Tel. +32 2 801 38 00  
email: [info@enrd.eu](mailto:info@enrd.eu)  
website: <http://enrd.ec.europa.eu/>