

1. General information

Geographical Area	Country	Germany
	Region	Berlin & Brandenburg
Rural population (1)	Inhabitants (3)	2.5 million
	% of total population (3)	41.6 %
	Density - Inhab/km2 (3)	84.7
Rural area (1)	Km2 (3)	29 465
	% of total area (3)	97.0 %
Agricultural area <i>Total Utilised Agricultural Area (UAA)</i>	Ha (2)	1.3 million
	% of total territory (5)	43.6 %
Forest and other wooded land	Ha (3)	1.1 million
	% of total area (3)	37.2 %
Total employment	People (2)	2.8 million
Rural employment (1)	% of total workforce (2)	38.8 %

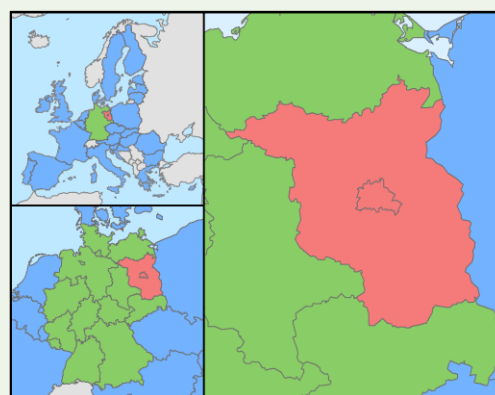
Data source: Germany - Berlin & Brandenburg 2014-2020 Rural Development Programme (RDP). Note: (1) OECD definition applies, include intermediate and predominantly rural regions; (2) 2010 data; (3) 2012 data; (4) 2013 data; (5) 2010, calculation based on 2012 total region territory data.

EAFRD* support: EUR 1 050 658 161 <small>1.1 % of Total EAFRD support for EU-28</small>	+	National contribution: EUR 295 364 080	=	Planned total public expenditure: EUR 1 346 022 241
---	---	---	---	--

* European Agricultural Fund for Rural Development (EAFRD)

Primary sector contribution to Gross Value Added (GVA)	% of total (2)	0.7 %
No of agricultural holdings	No (2)	5 640
Average farm size	ha UAA/holding (2)	235.1
High Nature Value farming	% of total UAA (4)	16.6 %
Farmland Birds Index (FBI)	Index 2000 = 100	75.7
	<i>From 2000 to 2008 the FBI measuring the relative abundance of farmland bird species decreased by 24.3 %.</i>	

Map: Germany - Berlin and Brandenburg



Examples of expected achievements

- Knowledge transfer and innovation will be addressed mainly through measures supporting training and advisory services for people and businesses in rural areas: an expected 13 800 participants will be trained. There will also be support for 160 cooperation projects in the framework of the European Innovation Partnership for Agricultural Productivity and Sustainability.
- Besides previously mentioned support for training, 16 % of farms (900 farms) will receive funding for investments focused on restructuring and modernisation.
- There will be support for restoring agricultural production potential damaged by disasters and catastrophic events and for taking appropriate preventive action. Under this priority, over 17 000 ha will benefit from flood prevention measures.
- Nearly 18 % of farmland and 1.3 % of forest land will be under contracts to improve biodiversity. Additionally, the RDP includes a number of highly targeted agri-environment-climate measures prioritizing the most vulnerable areas: 9 % of the agricultural area is intended to be under contracts to improve water management, and 8 % to improve soil management. Support allocated to resource efficiency and climate will help restore wetlands and peatlands for the sake of carbon sequestration or conservation.
- LEADER will cover nearly 55 % of the rural population – improving living conditions and creating jobs (around 350 via LEADER, plus more than another 30 through diversification projects).

Examples of key challenges

- In Brandenburg agriculture has a share of 2 % in the regional gross value added (compared with 1 % in Germany as a whole). There are nearly 5 600 agricultural holdings in Brandenburg with an average size of 238 ha and thus more than four times as large as the national average (56 ha).
- In Berlin agriculture has a share of 0.1 % in the regional gross value added. The average size of all 66 farms is 33 hectares.
- The unemployment rate in Brandenburg amounts to 8.3 % and in Berlin to around 11 % (2012), which is double the German average.
- In this context, low productivity and competitiveness in the agricultural sector, demographic change and loss of economic activities in rural areas are continuing challenges in Brandenburg and Berlin. At the same time, environmental challenges relate mainly to losses in biodiversity, and to climate change.

Source: DG AGRI, *Factsheet on 2014-2020 Rural Development Programme for Berlin & Brandenburg, May 2015*
http://ec.europa.eu/agriculture/rural-development-2014-2020/country-files/de/factsheet-berlin-and-brandenburg_en.pdf

2. RDP focus areas: planned expenditure, measures and 2023 targets

This section illustrates each rural development priority (P) with a focus on: the indicative budget per Focus Area (FA) and its breakdown by selected measure; and the relation between the indicative planned total public expenditure and the expected 2023 targets set by the Managing Authority for each focus area. The target indicators identified with the country code (DE_BR) are specific to the Berlin – Brandenburg RDP.

P1 - Knowledge transfer & innovation: Fostering knowledge transfer and innovation in agriculture, forestry, and rural areas

Priority 1 is considered a cross-cutting priority: the budget under Priorities 2 - 6 contributes to the achievement of Priority 1 targets.

Focus Area 1A. Innovation & cooperation

Target indicator	Value
T1 - % of expenditure under Articles 14, 15 and 35 of Regulation (EU) No 1305/2013 in relation to the total expenditure for the RDP	4.4 %

Focus Area 1C. Lifelong learning & vocational training

Target indicator	Value
T3 - Total number of participants trained under Article 14 of Regulation (EU) No 1305/2013	13 800

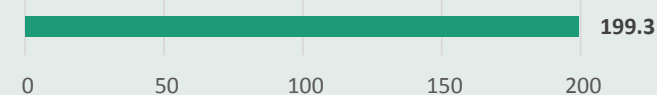
Focus Area 1B. Links with research & innovation

Target indicator	Value
T2 - Total number of cooperation operations supported under the cooperation measure (Article 35 of Regulation (EU) No 1305/2013) (groups, networks/clusters, pilot projects...), of which: Nr of EIP operational groups to be supported (establishment and operation)	160 26

P2 – Competitiveness: Enhancing farm viability and competitiveness of all types of agriculture in all regions and promoting innovative farm technologies and sustainable management of forest

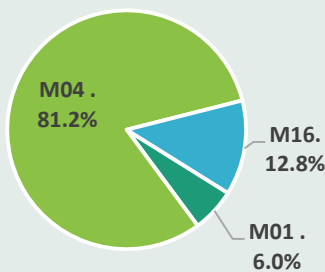
Focus Area 2A. Farm's performance, restructuring & modernization

Total public budget (million EUR)



Breakdown of FA budget by measure (%)

Measure	m EUR
M01	11.9
M04	161.8
M16	25.6

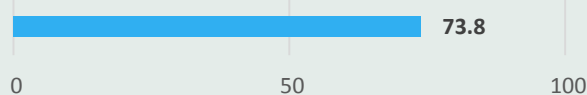


Target indicator	Value
T4 - % of agricultural holdings with RDP support for investments in restructuring or modernisation	16.0 %

P3 – Food chain & risk management: Promoting food chain organisation, including processing and marketing of agricultural products, animal welfare and risk management in agriculture

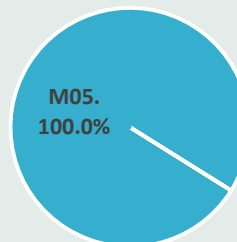
Focus Area 3B. Risk prevention & management

Total public budget (million EUR)



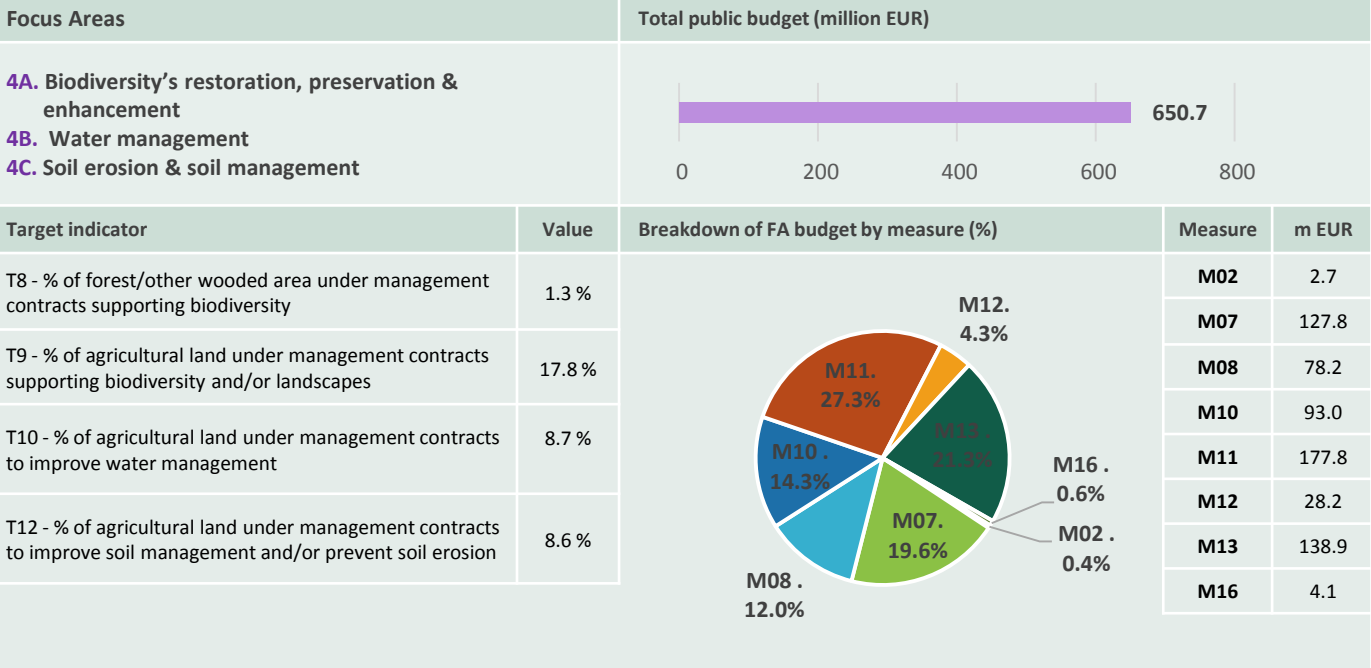
Breakdown of FA budget by measure (%)

Measure	m EUR
M05	73.8



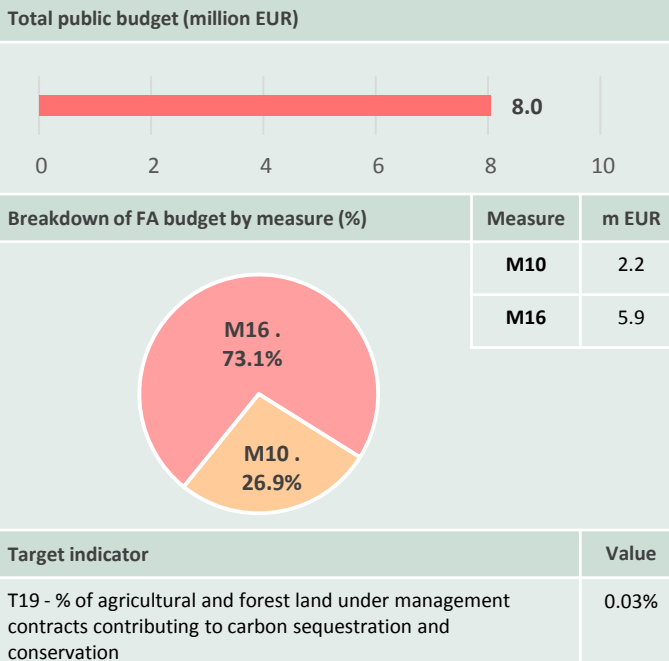
Target indicator	Value
DE_BR 01 - Protected area against flooding	17 386

P4 – Ecosystems management: Restoring, preserving and enhancing ecosystems related to agriculture and Forestry



P5 - Resource efficiency & climate: Promoting resource efficiency and supporting the shift towards a low carbon and climate resilient economy in agriculture, food and forestry sectors

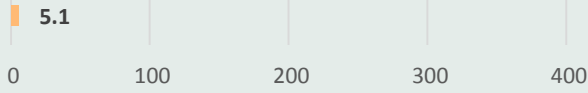
Focus Area 5E. Carbon conservation & sequestration



P6 - Social inclusion & local development: Promoting social inclusion poverty reduction and economic development in rural areas

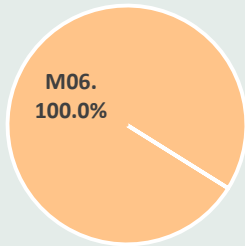
Focus Area 6A. Diversification & job creation

Total public budget (million EUR)



Breakdown of FA budget by measure (%)

Measure	m EUR
M06	5.1



Target indicator

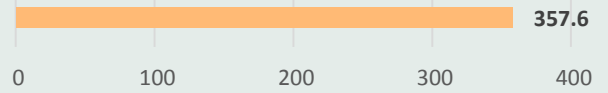
Value

T20 - Jobs created in supported projects

34

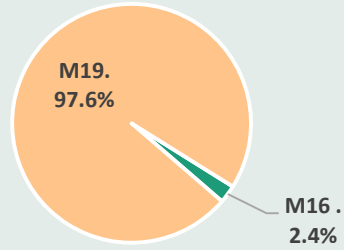
Focus Area 6B. Local development

Total public budget (million EUR)



Breakdown of FA budget by measure (%)

Measure	m EUR
M16	8.8
M19	348.9



Target indicator

Value

T21 - % of rural population covered by local development strategies

54.3 %

T23 - Jobs created in supported projects (LEADER)

350

3. Planned expenditure per priority

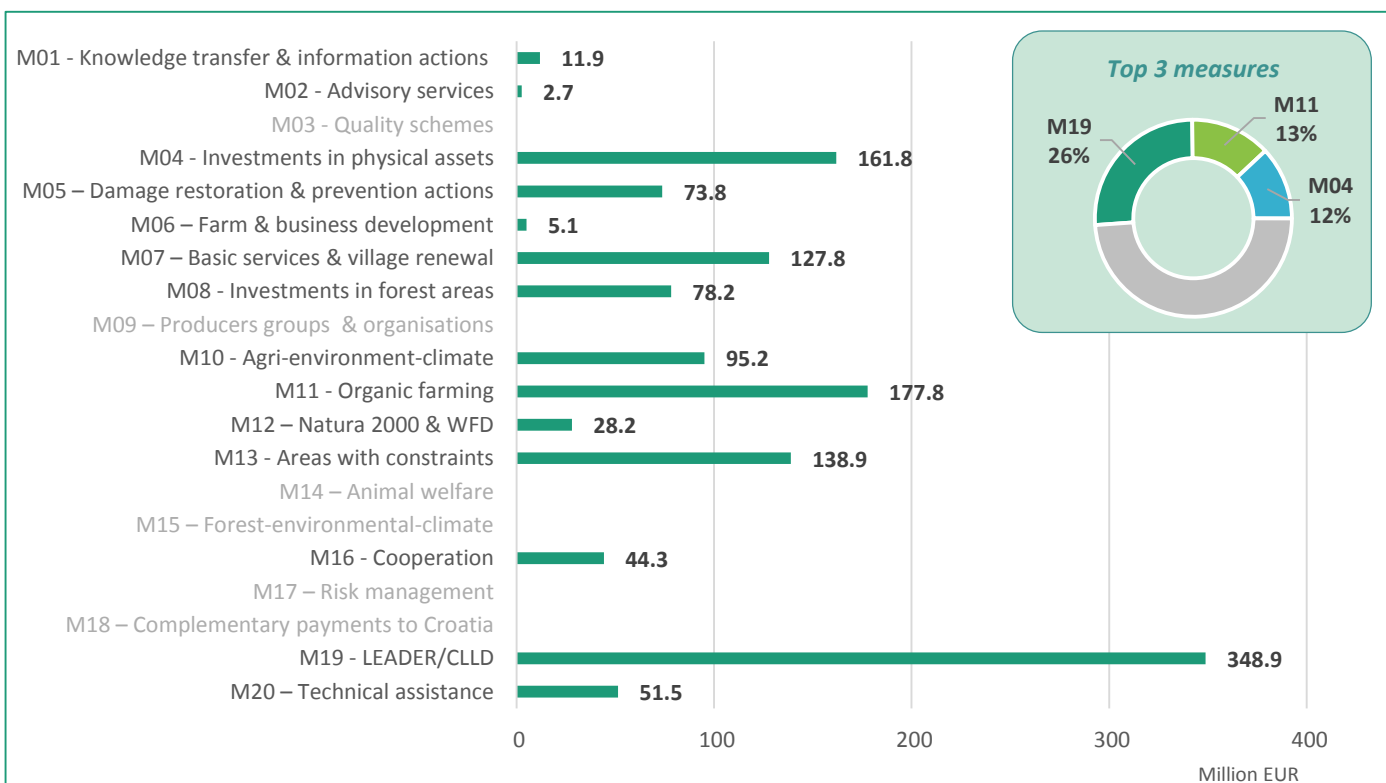
The following table shows how the planned total public expenditure (comprising the EAFRD support and the national contribution) is allocated between rural development priorities. Priority 1 is considered to be cross-cutting and no separate financial allocation is shown as the expenditure is distributed across other focus areas.

Priority	Total public expenditure per priority (million EUR)	% of total public expenditure*	
P1 - Knowledge transfer & innovation	P2 - Competitiveness	199.3	14.9 %
	P3 - Food chain & risk management	73.8	5.5 %
	P4 - Ecosystems management	650.7	48.5 %
	P5 - Resource efficiency & climate	8.0	0.6 %
	P6 - Social inclusion & local development	362.7	26.7 %

* Figures do not add up to 100 % because the budget for technical assistance is not included. The budget for technical assistance is available in Section 4.

4. Planned expenditure per measure (million EUR)

The following chart shows the indicative planned total public expenditure per measure (comprising the EAFRD support and the national contribution). The measures illustrated in the chart are the complete list of measures selected within the Rural Development Programme. Measures in color light gray were not selected by the Länder.



5. Choice of measures by priority and focus areas

The following chart shows which priorities and focus areas are selected in the RDP and the combination of measures used to address them. For each measure the budget breakdown per focus area is given. Priority 1 is considered to be cross-cutting and no separate financial allocation is shown as the expenditure is distributed across other focus areas. Expenditure under Priority 4 is programmed for the priority as a whole, not for individual focus areas.

Priority	P1 Knowledge transfer & innovation			P2 Competitiveness		P3 Food chain & risk management		P4 Ecosystems management			P5 Resource efficiency & climate					P6 Social inclusion & local development		Total	Planned expenditure (million EUR)	
	1A - Innovation & cooperation	1B - Links with research & innovation	1C - Lifelong learning & vocational training	2A - Farm's performance, restructuring & modernisation	2B - Entry of skilled/younger farmers	3A - Agri-food chain integration & quality	3B - Risk prevention & management	4A - Biodiversity's restoration, preservation & enhancement	4B - Water management	4C - Soil erosion & soil management	5A - Water use efficiency	5B - Energy use efficiency	5C - Renewable sources & waste management	5D - Greenhouse gas & ammonia emissions	5E - Carbon conservation & sequestration	6A - Diversification & job creation	6B - Local development			6C - ICT - Information & communication technologies
M01 - Knowledge transfer & information actions				100%															100%	11.9
M02 - Advisory services								100%											100%	2.7
M03 - Quality schemes																				
M04 - Investments in physical assets				100%															100%	161.8
M05 - Damage/restoration /prevention actions							100%												100%	73.8
M06 - Farm & business development																100%			100%	5.1
M07 - Basic services & village renewal								100%											100%	127.8
M08 - Investments in forest areas								100%											100%	78.2
M09 - Producers groups & organisations																				
M10 - Agri-environment-climate								98%						2%					100%	95.2
M11 - Organic farming								100%											100%	177.8
M12 - Natura 2000 & WFD								100%											100%	28.2
M13 - Areas with constraints								100%											100%	138.9
M14 - Animal welfare																				
M15 - Forest-environmental-climate																				
M16 - Cooperation				58%				9%						13%		20%			100%	44.3
M17 - Risk management																				
M18 - Complementary payments to Croatia																				
M19 - LEADER/CLLD																100%			100%	348.9

6. Additional info

Date of RDP approval	26/05/2015
German National Rural Network	Netzwerk Ländliche Räume http://www.netzwerk-laendlicher-raum.de/
Managing authority	Ministerium für Ländliche Entwicklung, Umwelt und Landwirtschaft des Landes Brandenburg, Verwaltungsbehörde ELER Brandenburg und Berlin
Paying agency	Ministerium für Ländliche Entwicklung, Umwelt und Landwirtschaft des Landes Brandenburg, EU- Zahlstelle
Coordination body	Ministerium der Justiz, Europaangelegenheiten und Verbraucherschutz des Landes Brandenburg, Koordinierung EUFörderung
RDP country documents	http://www.eler.brandenburg.de/cms/detail.php/bb1.c.196616.de
National Partnership Agreement summary	http://ec.europa.eu/contracts_grants/pa/partnership-agreement-germany-summary_en.pdf
Partnership Agreement	http://ec.europa.eu/contracts_grants/agreements/index_en.htm
Rural Development Regulation 2014-2020	Regulation (EU) N° 1305/2013 of the European Parliament and of the Council on support for rural development by the European Agricultural Fund for Rural Development (EAFRD) [PDF en]

Source of information: All data and the figures presented in this summary come from the European Commission approved version of the Germany - Berlin & Brandenburg 2014-2020 Rural Development Programme. The examples of expected achievements and key challenges on page 1 were retrieved from: DG AGRI, Factsheet on 2014-2020 Rural Development Programme for Berlin & Brandenburg, May 2015.

Disclaimer: This document aims to provide an accessible summary of selected RDP content. The information provided should not be considered a comprehensive account of the original RDP content.

Summary version: Version 1

Last updated: September 2015

Corresponding RDP: DE - Berlin & Brandenburg 2014-2020 RDP, code 2014DE06RDRP007, version 1.3, approved 26/05/2015.



The European Network for
Rural Development

ENRD Contact Point
Rue de la Loi, 38 Boîte n.4 - 1040
Brussels, Belgium
Tel. +32 2 801 38 00
email: info@enrd.eu
website: <http://enrd.ec.europa.eu/>