

1. Introduction

Focus Area (FA) 6C is designed to enhance the accessibility, use and quality of information and communication technologies (ICT) in rural areas. In this FA, Measure 7 for basic services and village renewal in rural areas plays a predominant role in all the RDPs as it supports:

- broadband infrastructure, including its creation, improvements and expansion,
- Passive broadband infrastructure
- Provision of access to broadband
- Public e-government solutions

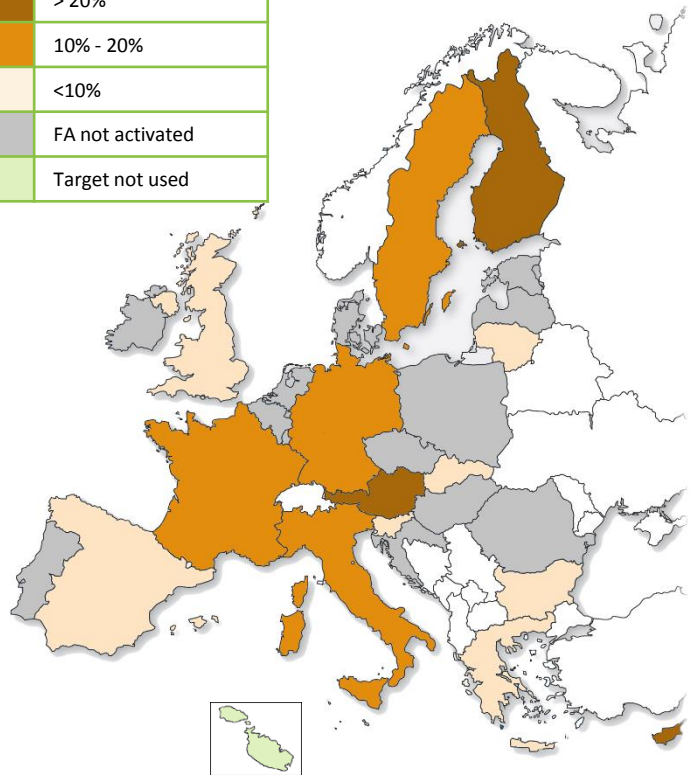
The target is to mobilise 2 billion EUR of 4 billion EUR of public expenditure to benefit 14 % of the rural population from new or improved ICT services and infrastructure.

Rural Development Programmes addressing Focus Area 6C

54 out of 112 RDPs¹

Area 6C TARGET – Percentage of rural population benefiting from new or improved services/infrastructures (ITC) ^{1, 2}

	> 20%
	10% - 20%
	<10%
	FA not activated
	Target not used



Examples of expected achievement (EU-28)²



14 % of rural population will benefit from new or improved ICT services/infrastructures



18 mill people will benefit from improved ICT services



2 Billion EUR of the planned total public expenditure is allocated to Focus Area 6C



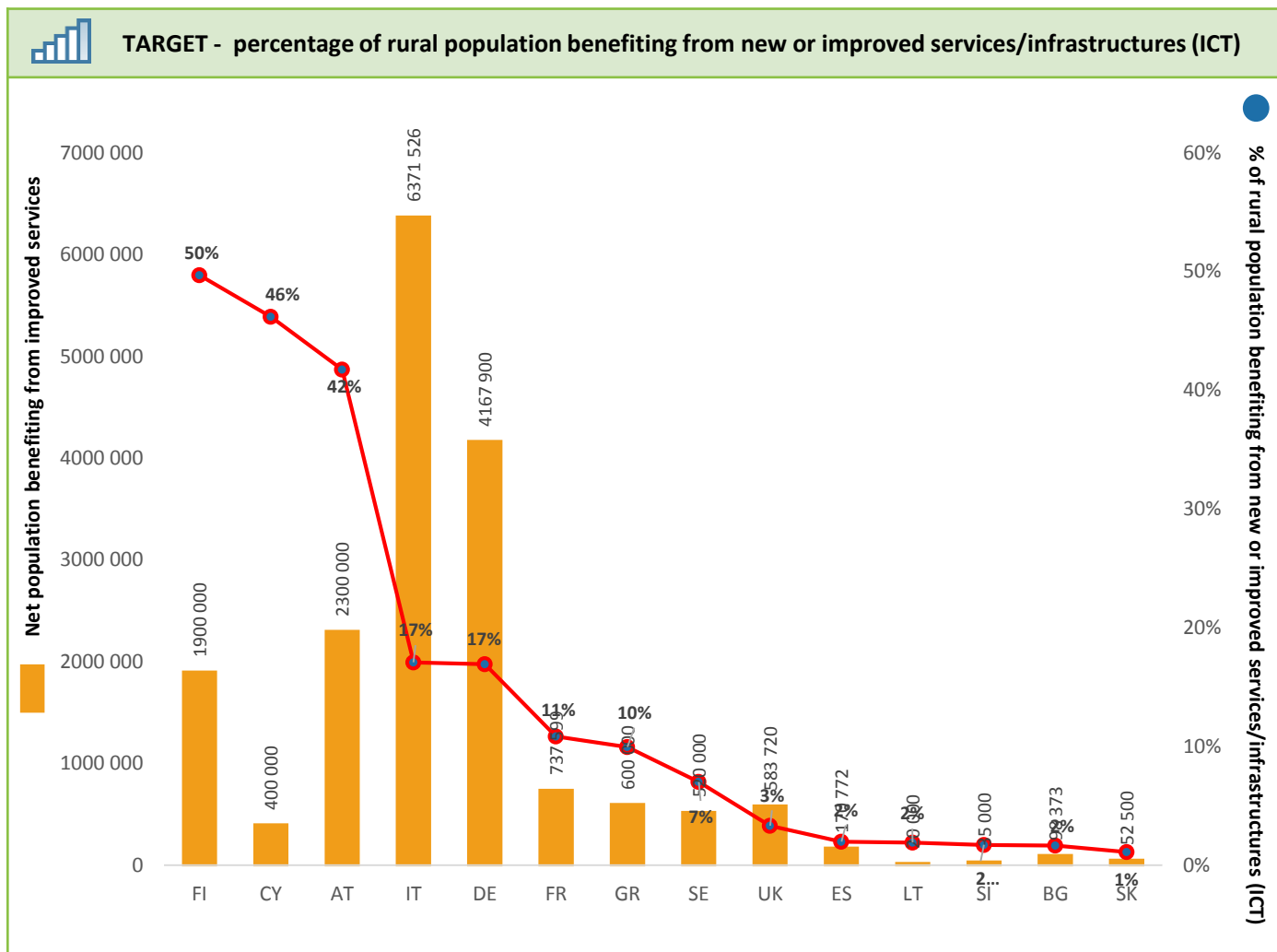
18 Million people will benefit from new or improved IT infrastructures

¹ RDPs that do not address FA 6C: BE (2 out of 2), CZ, DE (5 out of 13), DK, EE, ES (11 out of 18), FI (1 out of 2), FR (23 out of 28), HR, HU, IE, IT-National Programme, LU, LV, NL, PL, PT (3 out of 3), RO, UK (1 out of 4). MT is programming FA 6C but the target is not used.

² Target values in percentage are calculated on the basis of the total rural population covered by the RDPs that activated Focus Area 6C.

2. Expected achievements

This section provides information on the common target indicator defined for the Focus Area and examples of programme-specific target indicators defined by some RDPs to complement the common targets indicators. Target values in percentage are calculated on the basis of the total rural population covered by the RDPs that activated Focus Area 6C.




In addition to the common targets set at EU level, Member States may set programme specific targets which reflect their particular circumstances. An example of these indicators is provided below.

Example of programme-specific target indicators

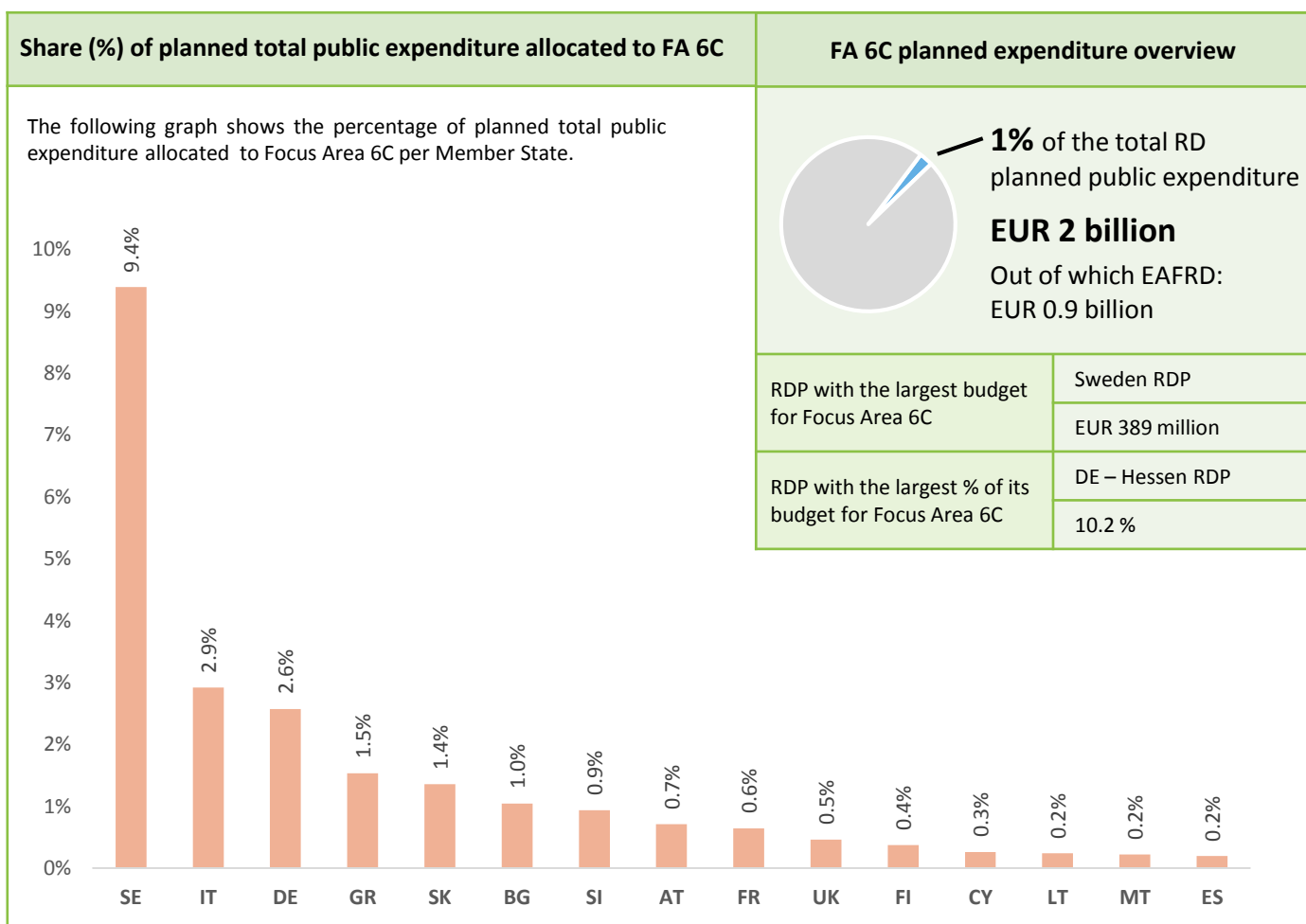
- **ES-Canarias** – % of rural population participating in projects aiming to introduce or reinforce the use of ICT tools or infrastructure: **0.28 %**

2. Expected achievements

This section provides information on the output indicator. Data provided is aggregated at EU level for those RDPs setting the indicator.

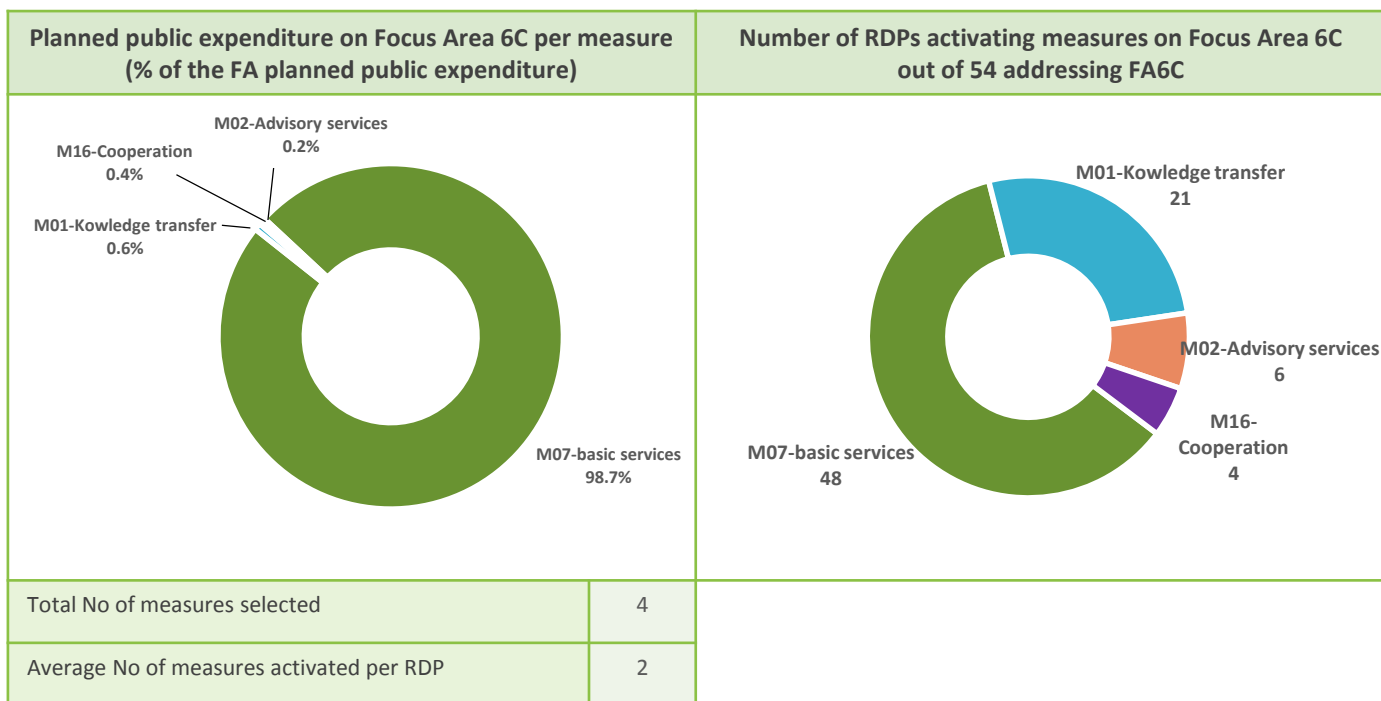
 Main output indicators	EU Total
Population benefiting from new or improved IT infrastructures (e.g. broadband internet)	18 mill
No of operations supported for investments in broadband infrastructure and access to broadband, including e-government services	4 633
No of beneficiaries trained	12 934
No of beneficiaries advised	3 331

3. Planned total public expenditure on Focus Area 6C



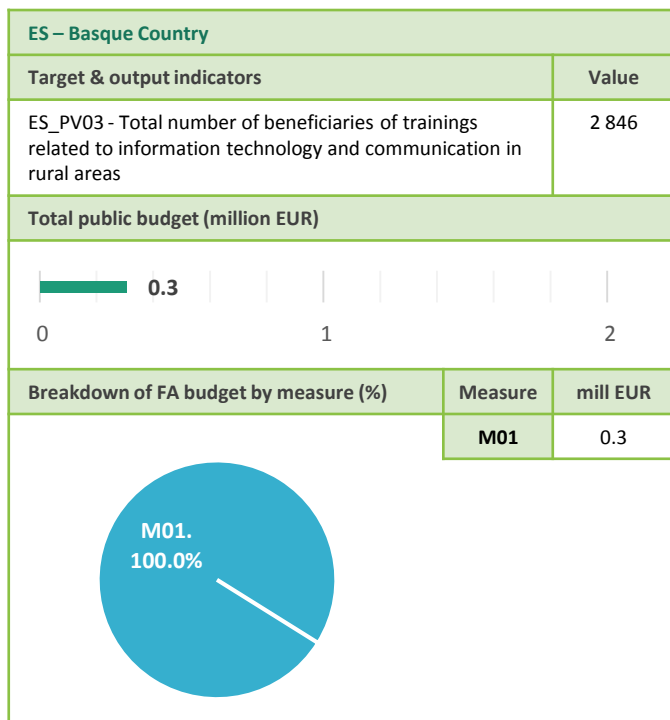
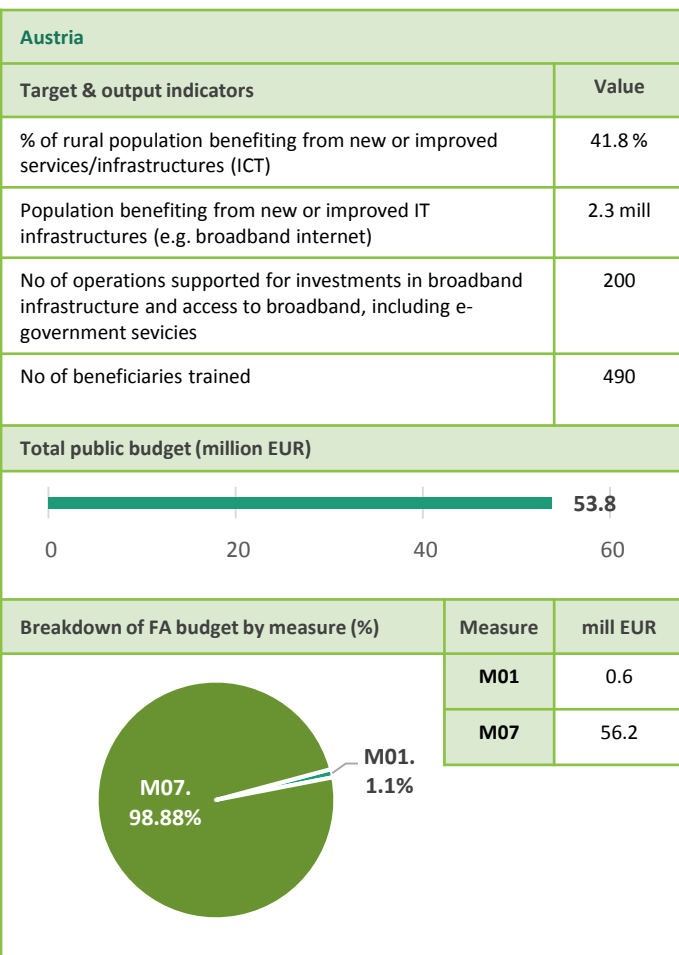
4. Intervention logic at EU level

In 2014-2020, measures within Rural Development Programmes can contribute to several Priorities and Focus Areas in a flexible manner. The following charts provide an indication of the most commonly used measures to address Focus Area 6C, as well as an indication of the number of RDPs in which these measures are selected.



5. Example of RDPs' intervention logic

This section provides two examples of the intervention logic followed by RDPs which illustrate alternative approaches to addressing the objective of access to and quality of ICT.



6. Measure mix per Member State


The following table shows the weight that each Member State has given to the various measures available in order to achieve the targets set for this Focus Area. Highlighted cells indicate the highest budget share allocation per MS. The last row presents the EU-28 planned total public expenditure for each measure (million EUR).

 = Highest budget share allocation per MS

	M01 - Knowledge transfer & information actions	M02 - Advisory services	M07- Basic Services	M16 - Cooperation	Total	Planned expenditure (million EUR)
AT	1%		99%		100 %	54
BE						
BG			100%		100 %	30
CY			100%		100%	0.6
CZ						
DE			100%		100 %	427
DK						
EE						
ES	4%	5%	87%	4%	100 %	26
FI	3%		97%		100 %	31
FR			100%		100 %	108
GR	3%	1%	96%		100 %	88
HR						
HU						
IE						
IT	1%	0.4%	98%	1%	100 %	595
LT			100%		100%	4
LU						
LV						
MT	100%				100 %	0.3
NL						
PL						
PT						
RO						
SE			99.5%	0.5%	100%	389
SI			100%		100%	10
SK	1%		99%		100%	27
UK	1%		99%		100 %	35
EU-28 (%)	1%	0.2%	99%	0.4%	100 %	1 824
EU-28 (mil. EUR)	12	4	1 800	8	-	

7. Additional information

Rural Development Regulation 2014-2020

Regulation (EU) N° 1305/2013 of the European Parliament and of the Council on support for rural development by the European Agricultural Fund for Rural Development (EAFRD) [PDF ]

RDP Summaries

Developed by the ENRD, these summarise the relevant information of all the RDPs approved [\[here\]](#)

Priority Summary

Developed by the ENRD, these summarise the relevant information of all Priorities [\[here\]](#)

Source of information: All data presented in this summary comes from the European Commission-approved 2014-2020 Rural Development Programmes (118 RDPs in total). In this fiche, public expenditure means total public expenditure (= EAFRD + Member States matching funds + any national top-ups). Due to rounding, there may be small discrepancies between some figures presented. Data includes programme modifications until March 2016. Out of the 118 Rural Development Programmes only the 112 national and regional Programmes have been considered because National Frameworks and National Rural Network Programmes do not allocate budget on Measures. Please note that data and calculations provided do not include M20 (Technical Assistance), or M18 (Complementary payments to Croatia). Icons source: www.flaticon.com

Disclaimer: This document aims to provide an accessible summary of the Rural Development Priority information covering all EU-28 RDPs. The information provided should not be considered a comprehensive account of the original RDP content.

Summary version: Version 1 (Based on SFC data March 2016)

Last updated: March 2016



The European Network for
Rural Development

ENRD Contact Point

Rue de la Loi, 38 Boîte n.4 - 1040

Brussels, Belgium

Tel. +32 2 801 38 00

email: info@enrd.eu

website: <http://enrd.ec.europa.eu/>

