

### 1. Introduction

**Focus Area (FA) 3B** is designed to help farms to prevent and manage risk.

This can be supported through financial contributions of various kinds

- for insurance premiums and/or for mutual funds to cover losses caused by climate changes, diseases, pests or environmental incidents.
- to mutual funds to provide compensation to farmers facing a severe drop in their income.

These measures can be complemented by investments to restore agricultural production damaged by natural disasters as well as the measures for farm advice, knowledge transfer and training.

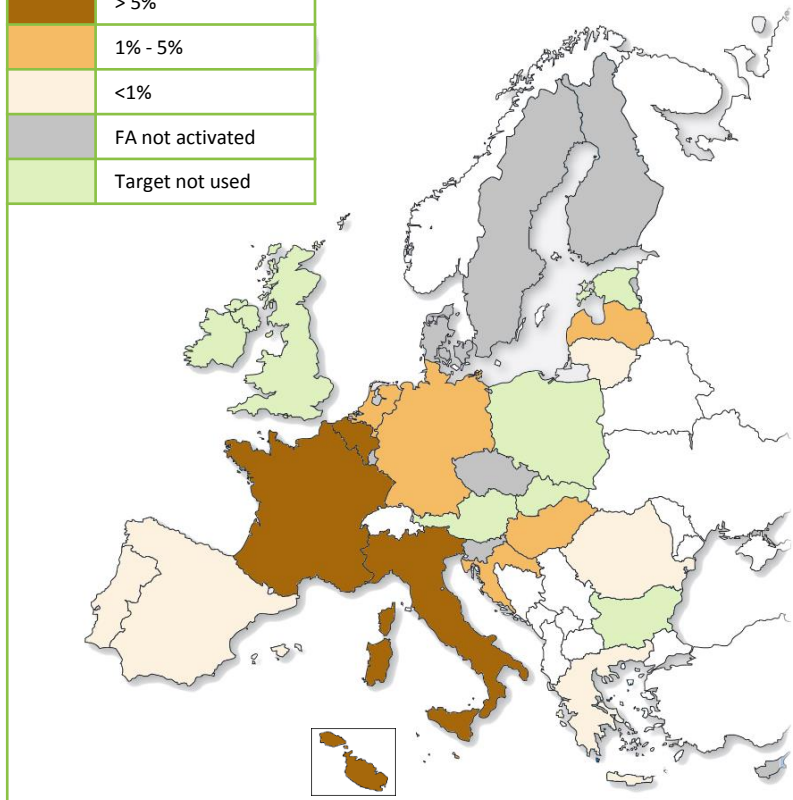
The target is to mobilise 5 billion EUR of public and private investments to support 644 000 farms.

Rural Development Programmes addressing Focus Area 3B

61 out of 112 RDPs<sup>1</sup>

**Focus Area 3B TARGET – Percentage (%) of farms participating in risk management schemes<sup>1, 2</sup>**

	> 5%
	1% - 5%
	<1%
	FA not activated
	Target not used



**Examples of expected achievement (EU-28)<sup>2</sup>**



**644 000 agricultural holdings** supported for participating in risk management schemes



**7.6 % of EU agricultural holdings** supported for participating in risk management schemes



**5 billion EUR of the planned total public expenditure** is allocated to Focus Area 3B



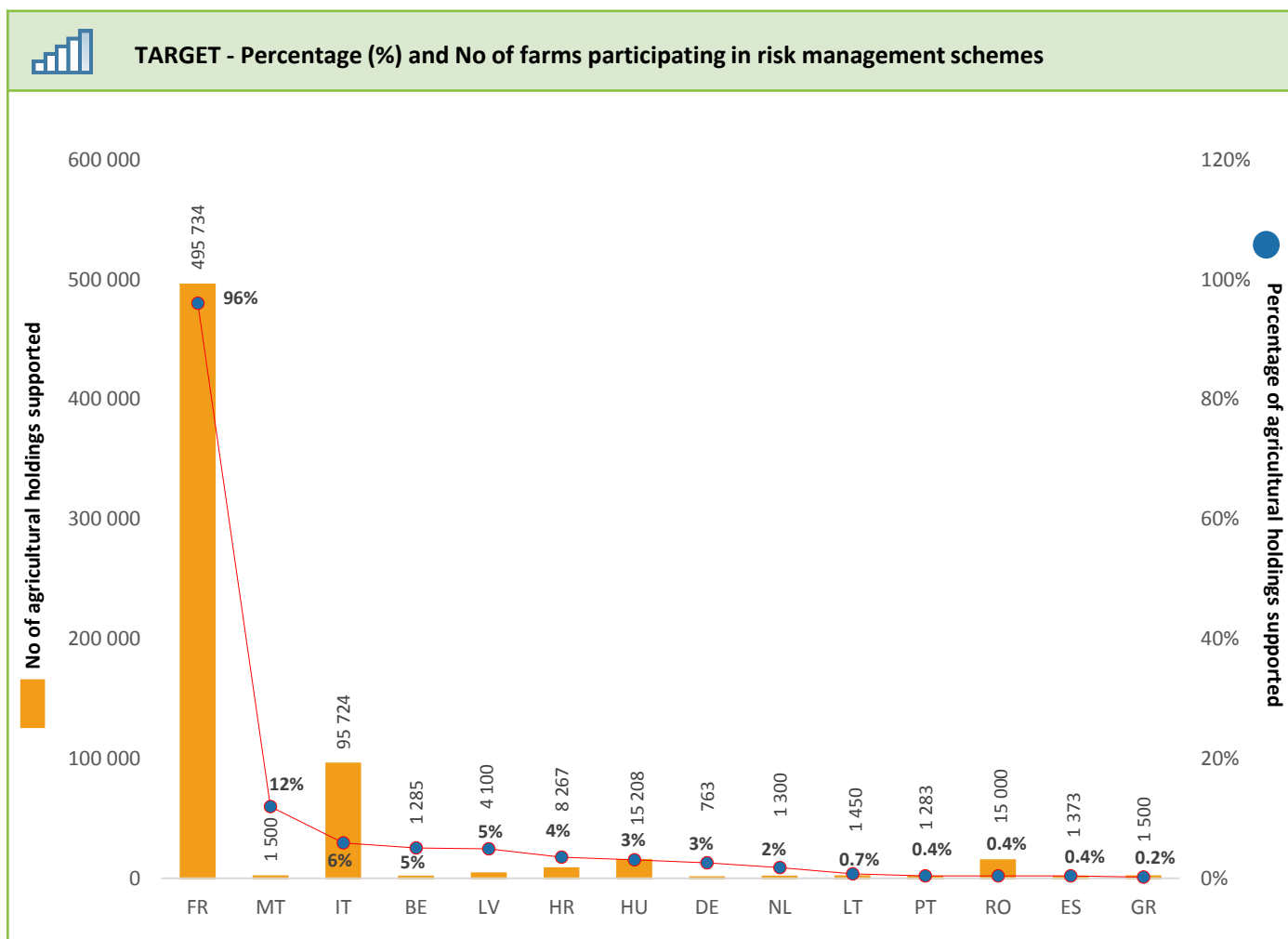
**3.3 % of the planned total public expenditure** is allocated to Focus Area 3B

<sup>1</sup> RDPs that do not address FA 3B: BE (1 out of 2), CY, CZ, DE (6 out of 13), DK, ES (11 out of 18), FI (2 out of 2), FR (17 out of 28), IT (6 out of 22), LU, SE, SI, UK (2 out of 4).

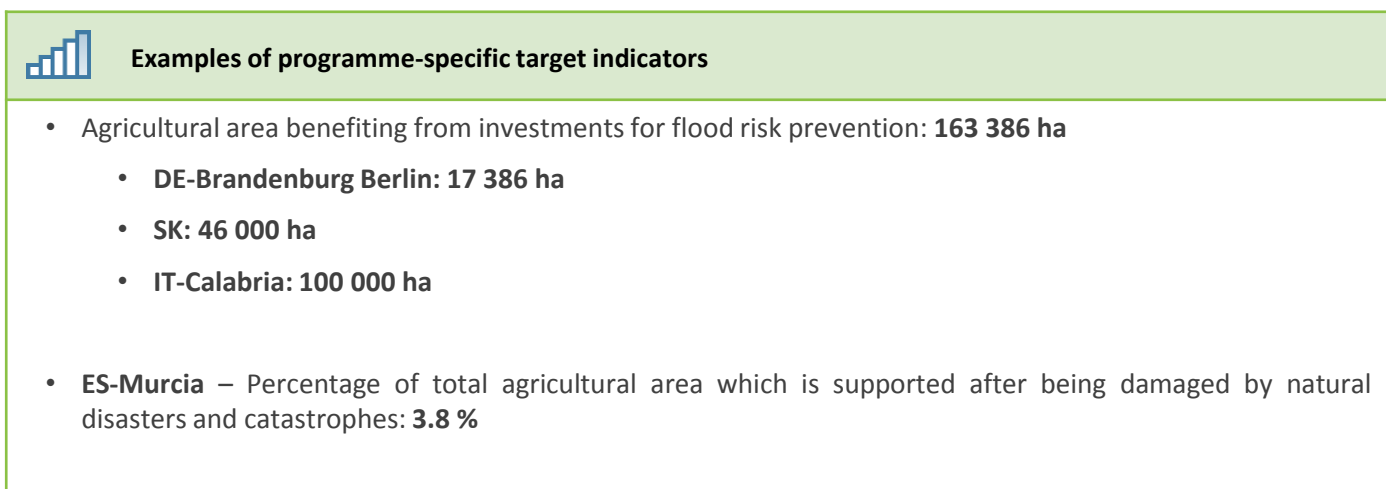
<sup>2</sup> Target values in percentage are calculated on the basis of the total number of farms covered by the RDPs that activated Focus Area 3B.

## 2. Expected achievements

This section provides information on the common target indicator defined for the Focus Area and examples of programme-specific target indicators defined by some RDPs to complement the common targets indicators. Target values in percentage are calculated on the basis of the total number of farms covered by the RDPs that activated Focus Area 3B.




In addition to the common targets set at EU level, Member States may set programme specific targets which reflect their particular circumstances. Some examples of these indicators are provided below.

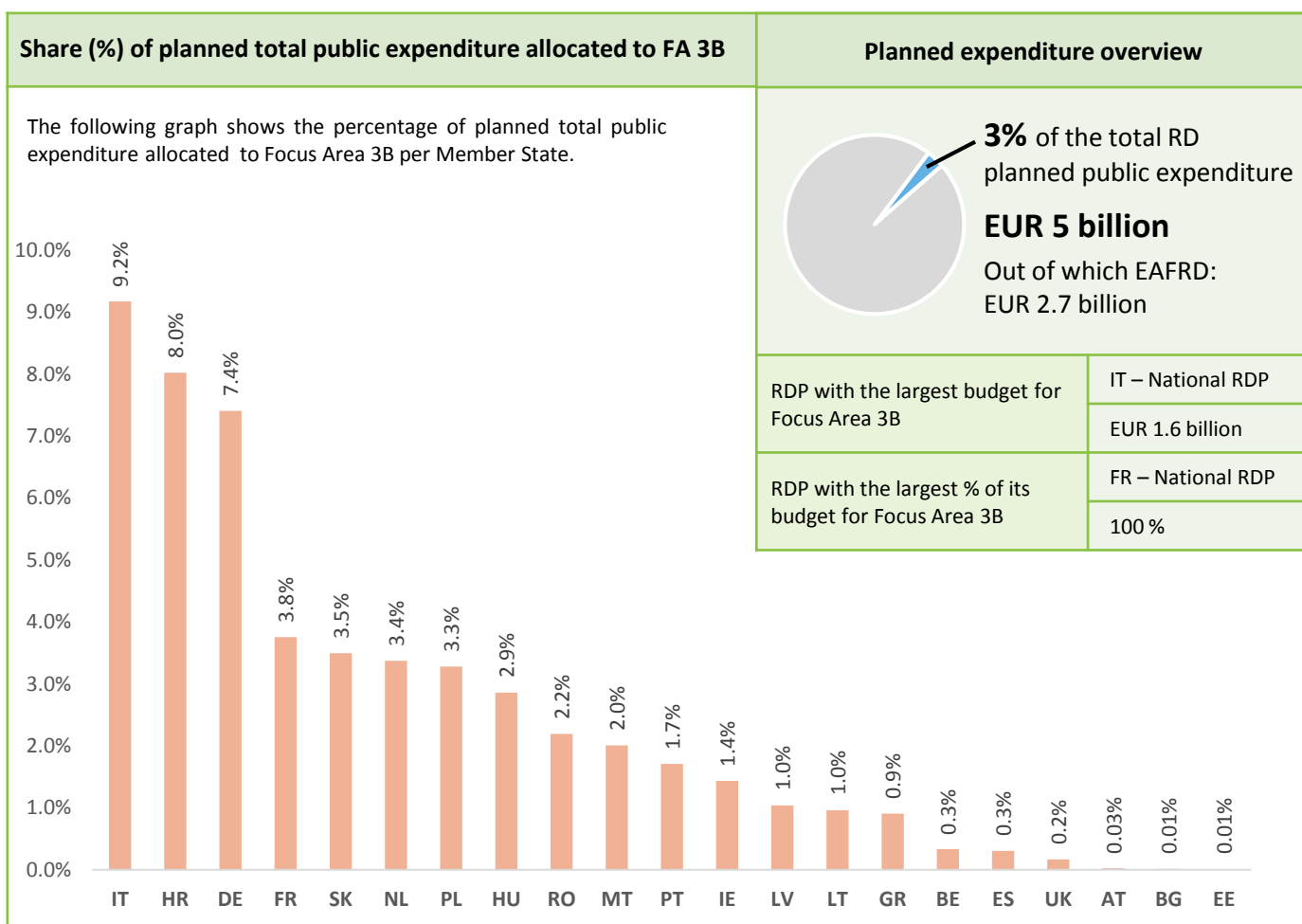


## 2. Expected achievements

This section provides information on the output indicator. Data provided is aggregated at EU level for those RDPs setting the indicator.

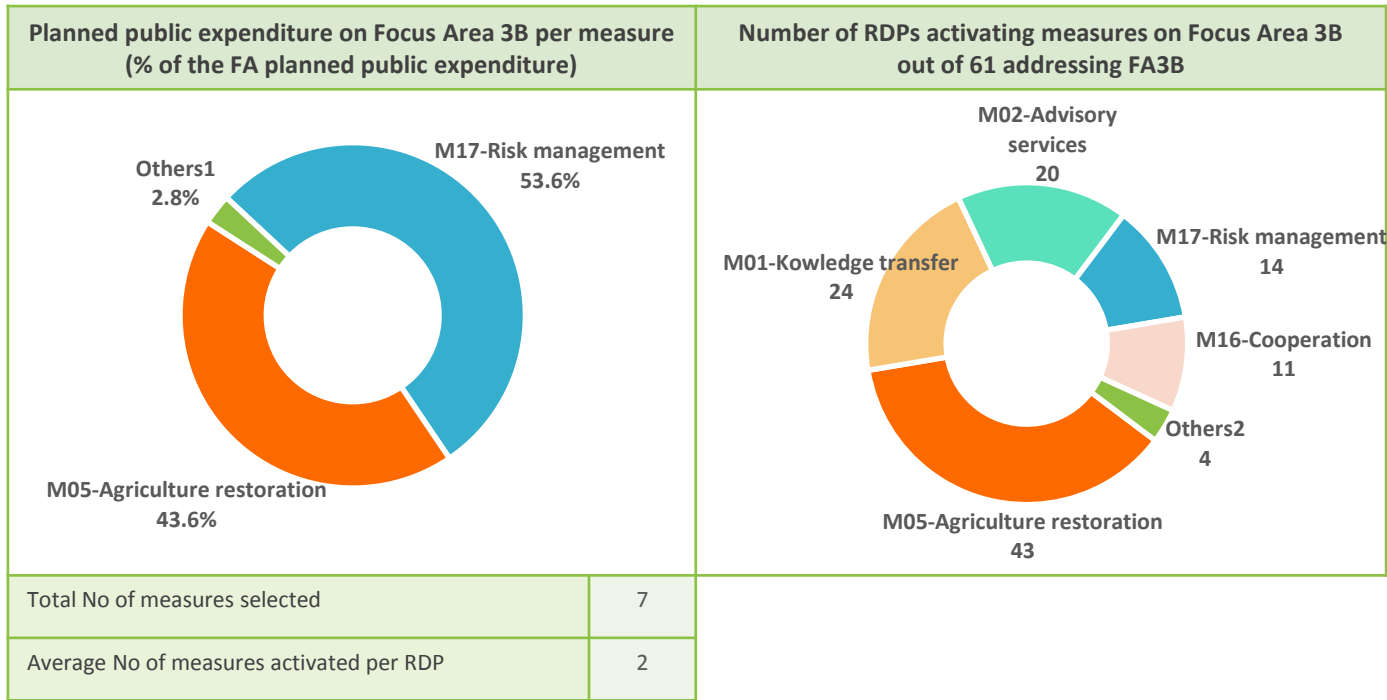
 Main output indicators	EU Total
No of farm holdings participating in mutual funds	418 000
No of farm holdings supported for premium for insurance	206 535
No of farm holdings participating to income stabilisation tool	10 450
No of beneficiaries trained in issues related to the Focus Area	37 670
No of beneficiaries advised in issues related to the Focus Area	21 110

## 3. Planned total public expenditure on Focus Area 3B



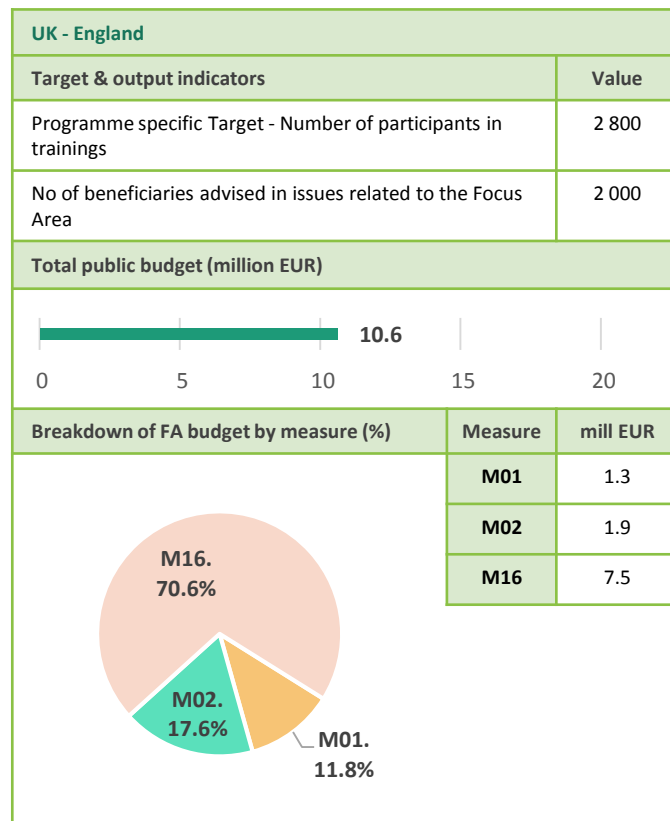
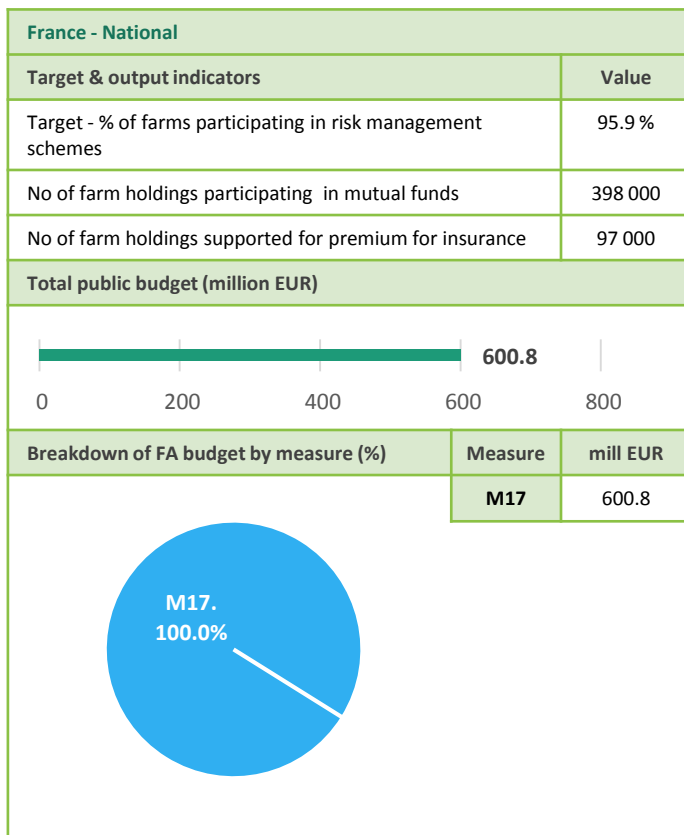
## 4. Intervention logic at EU level

In 2014-2020, measures within Rural Development Programmes can contribute to several Priorities and Focus Areas in a flexible manner. The following charts provide an indication of the most commonly used measures to address Focus Area 3B, as well as an indication of the number of RDPs in which these measures are selected.



## 5. Example of RDPs' intervention logic

This section provides two examples of the intervention logic followed by RDPs which illustrate alternative approaches to addressing the objective of improving farm competitiveness.



## 6. Measure mix per Member State


The following table shows the weight that each Member State has given to the various measures available in order to achieve the targets set for this Focus Area. Highlighted cells indicate the highest budget share allocation per MS. The last row presents the EU-28 planned total public expenditure for each measure (million EUR).

= Highest budget share allocation per MS

	M01 - Knowledge transfer & information actions	M02 - Advisory services	M04 - Investments in physical assets	M05 – Damage/restoration /prevention actions	M08 - Investments in forest areas	M16 - Cooperation	M17 – Risk management	Total	Planned expenditure (million EUR)
AT	73%	11%				16%		100 %	2
BE							100%	100 %	5
BG	57%	43%						100 %	0.4
CY									
CZ									
DE	0.01%			99.99%				100 %	1 227
DK									
EE		100%						100 %	0.1
ES	3%	1%		52%		9%	36%	100 %	39
FI								100 %	
FR	1%	0.4%		2%		1%	96%	100 %	627
GR				100%				100 %	52
HR				68%			32%	100 %	175
HU				18%			82%	100 %	116
IE	45%	11%	45%					100 %	56
IT	0.3%	0.4%		12%	1%	0.4%	85%	100 %	1 866
LT							100%	100 %	18
LU									
LV				33%			67%	100 %	15
MT							100%	100 %	3
NL							100%	100 %	54
PL	1%			99%				100 %	418
PT		2%		31%			67%	100 %	79
RO	1%						99%	100 %	203
SE									
SI									
SK	1%	0.1%		99%				100 %	71
UK	13%	25%				63%		100 %	13
EU-28 (%)	0.9%	0.4%	0.5%	43.6%	0.5%	0.5%	53.6%	100 %	5 038
EU-28 (mil. EUR)	47	22	25	2 195	25	24	2 700	-	

## 7. Additional information

### Rural Development Regulation 2014-2020

Regulation (EU) N° 1305/2013 of the European Parliament and of the Council on support for rural development by the European Agricultural Fund for Rural Development (EAFRD) [PDF  ]

### RDP Summaries

Developed by the ENRD, these summarise the relevant information of all the RDPs approved [\[here\]](#)

### Priority Summary

Developed by the ENRD, these summarise the relevant information of all Priorities [\[here\]](#)

**Source of information:** All data presented in this summary comes from the European Commission-approved 2014-2020 Rural Development Programmes (118 RDPs in total). In this fiche, public expenditure means total public expenditure (= EAFRD + Member States matching funds + any national top-ups). Due to rounding, there may be small discrepancies between some figures presented. Data includes programme modifications until March 2016. Out of the 118 Rural Development Programmes only the 112 national and regional Programmes have been considered because National Frameworks and National Rural Network Programmes do not allocate budget on Measures. Please note that data and calculations provided do not include M20 (Technical Assistance), or M18 (Complementary payments to Croatia). Icons source: [www.flaticon.com](http://www.flaticon.com)

**Disclaimer:** This document aims to provide an accessible summary of the Rural Development Priority information covering all EU-28 RDPs. The information provided should not be considered a comprehensive account of the original RDP content.

**Summary version:** Version 1 (Based on SFC data March 2016)

**Last updated:** March 2016



The European Network for  
Rural Development

ENRD Contact Point

Rue de la Loi, 38 Boîte n.4 - 1040

Brussels, Belgium

Tel. +32 2 801 38 00

email: [info@enrd.eu](mailto:info@enrd.eu)

website: <http://enrd.ec.europa.eu/>

