

Welcome & Agenda of the day

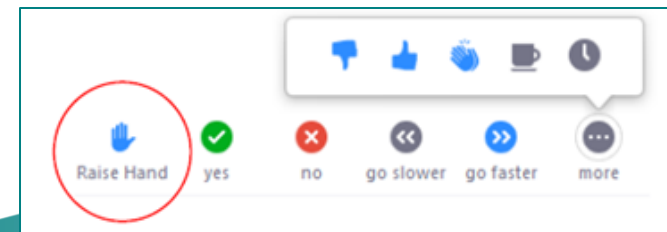
First meeting of the TG on the Long Term Rural Vision #Rural2040

22 & 23 September 2020

#Rural2040

Webinar Rules

1. The meeting will be **recorded**. Please inform through the chat if you do not give the consent (Kostas ENRD).
2. Please keep your **microphone muted** until you are given the floor;
3. If a speaker is presenting, **write in the chat** or **raise your hand** when you want to say/ask something;
4. In an open discussion, **feel free to intervene** when a colleague finished talking;
5. The **use of headphones** is preferred to avoid disturbing noise;
6. You can **deactivate your camera if your connection is not optimal**;
7. The organiser is not responsible for technical problems;
8. **PLEASE – intervene, ask questions!**



Agenda of the meeting



22 September - Day 1



23 September - Day 2



09:45

11:30 | | 11:45

14.50



09:30

12.45 |

| 13.45

15.30

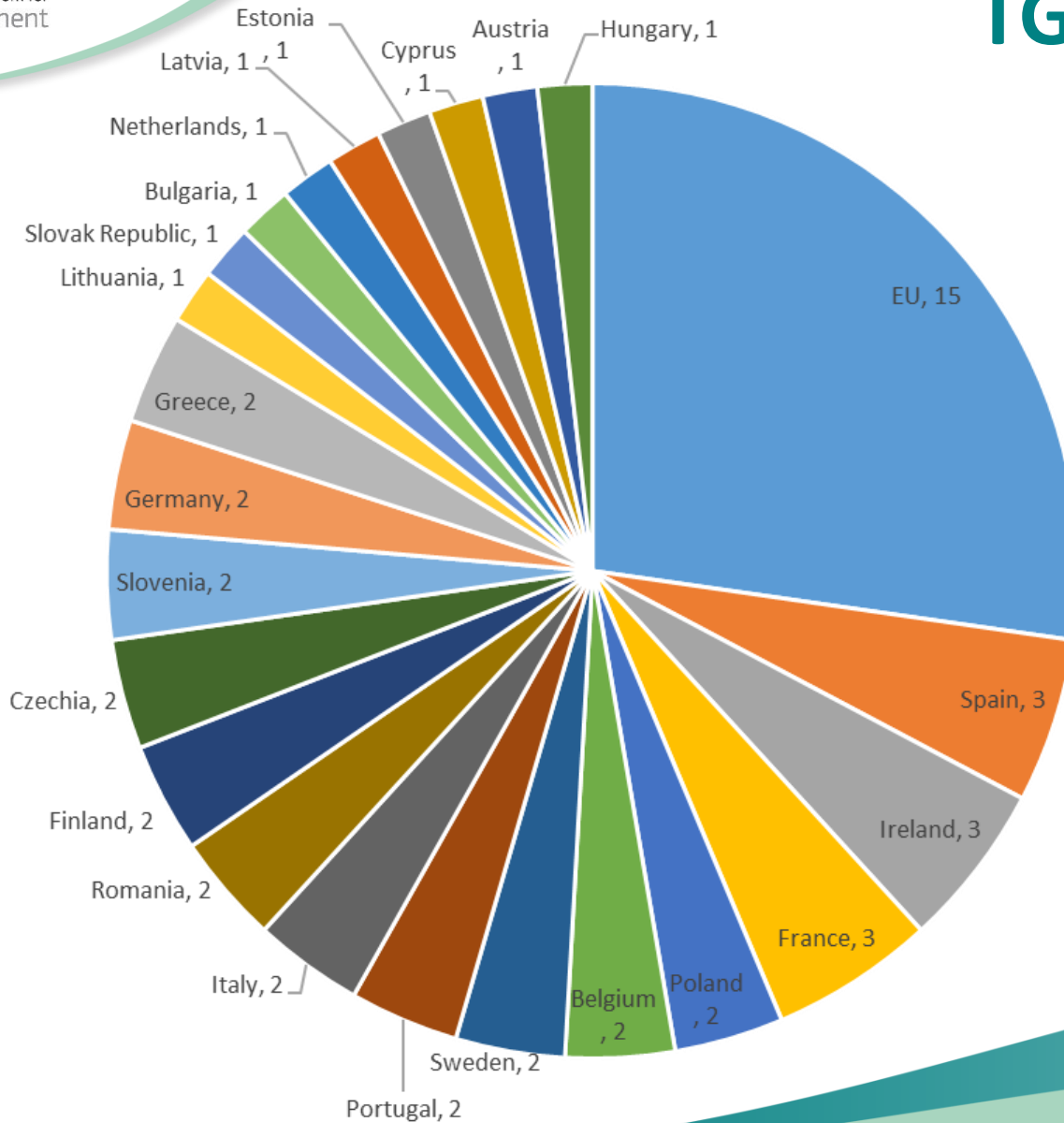
**Building a
LTVRA**

**EU
Foresight
Exercise
(day 1)**

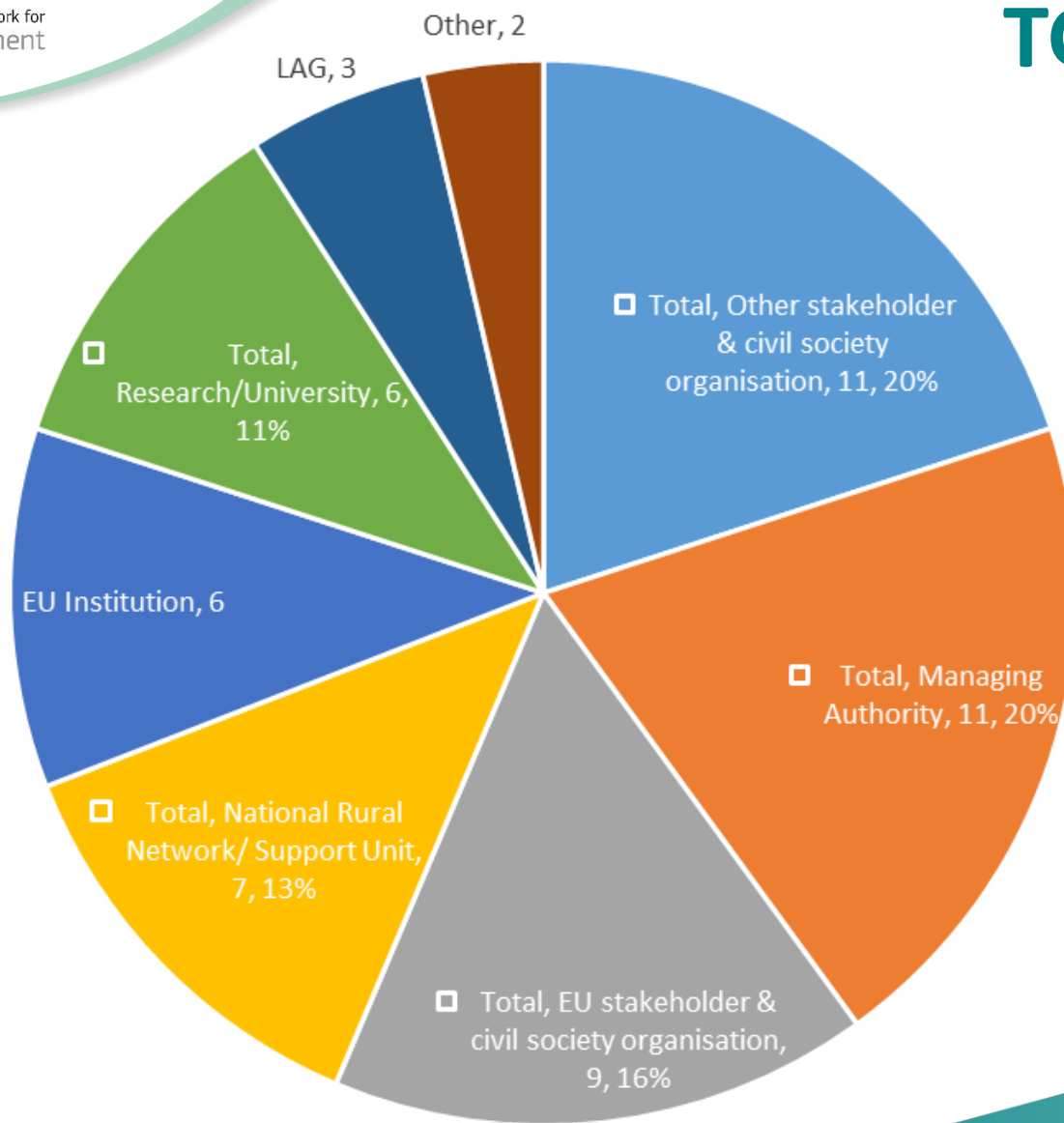
**EU
Foresight
Exercise
(day 2)**

**Engaging
Stakeholders**

TG Members



TG Members



Some views

Why is developing a long term rural vision for 2040 important for you?

ENRD CP: MIRO Voting tool – Brief User Guide

Instructions


1) Click only once on the link

2) You will be redirected to the **MIRO webpage** in your browser.

3) **Pop-up black message** will appear in the right-top corner of your screen.

4) Click on the blue button **VOTE NOW**.

You can also vote through the *thumb-up* icon in the bottom-left corner of your screen.



The screenshot displays the MIRO Voting tool interface. A black pop-up message in the top right corner, titled "VOTING" and "14 MIN LEFT", states "ENRD CP has started a voting session" and features a blue "Vote now" button. A red circle highlights this message, and a red arrow points from it to a "Vote now" button on the main interface. The main interface is divided into three columns of topic cards: "Environmental drivers" (Urbanisation, Pollutant emissions, Climate change, Acidification of oceans), "Economic drivers" (Infrastructures, Investment landscape, Public procurement, Community price/carbon price, Prizes and pilot schemes, Time dimension of investment, Environmental dimension of risk assessment, Niche markets), and "Policy drivers" (Innovation policy, Regulations, Standards, Harmonisation, Mandatory targets, BREFs). The bottom of the screen shows a navigation bar with various icons, including a thumbs-up icon with a "14m" notification badge. Logos for the European Network for Rural Development and the Joint Research Centre (JRC) are visible in the bottom right corner, along with a "19%" indicator.

ENRD CP: MIRO Voting tool – Brief User Guide

4) Pass the cursor and **click on those stickers** you want to vote for.

5) You can **change your votes**. Select the icon (-) next to the sticker you selected to unselect it.

6) Click **DONE**.

Voting session

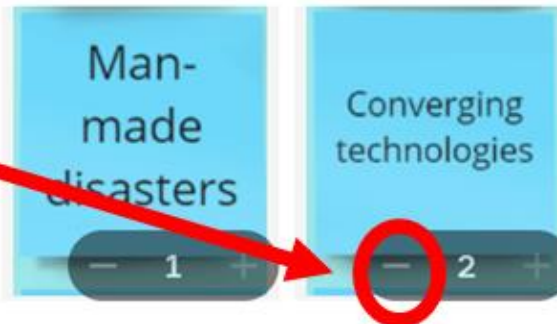


MIRO Voting

0 votes left

00:10

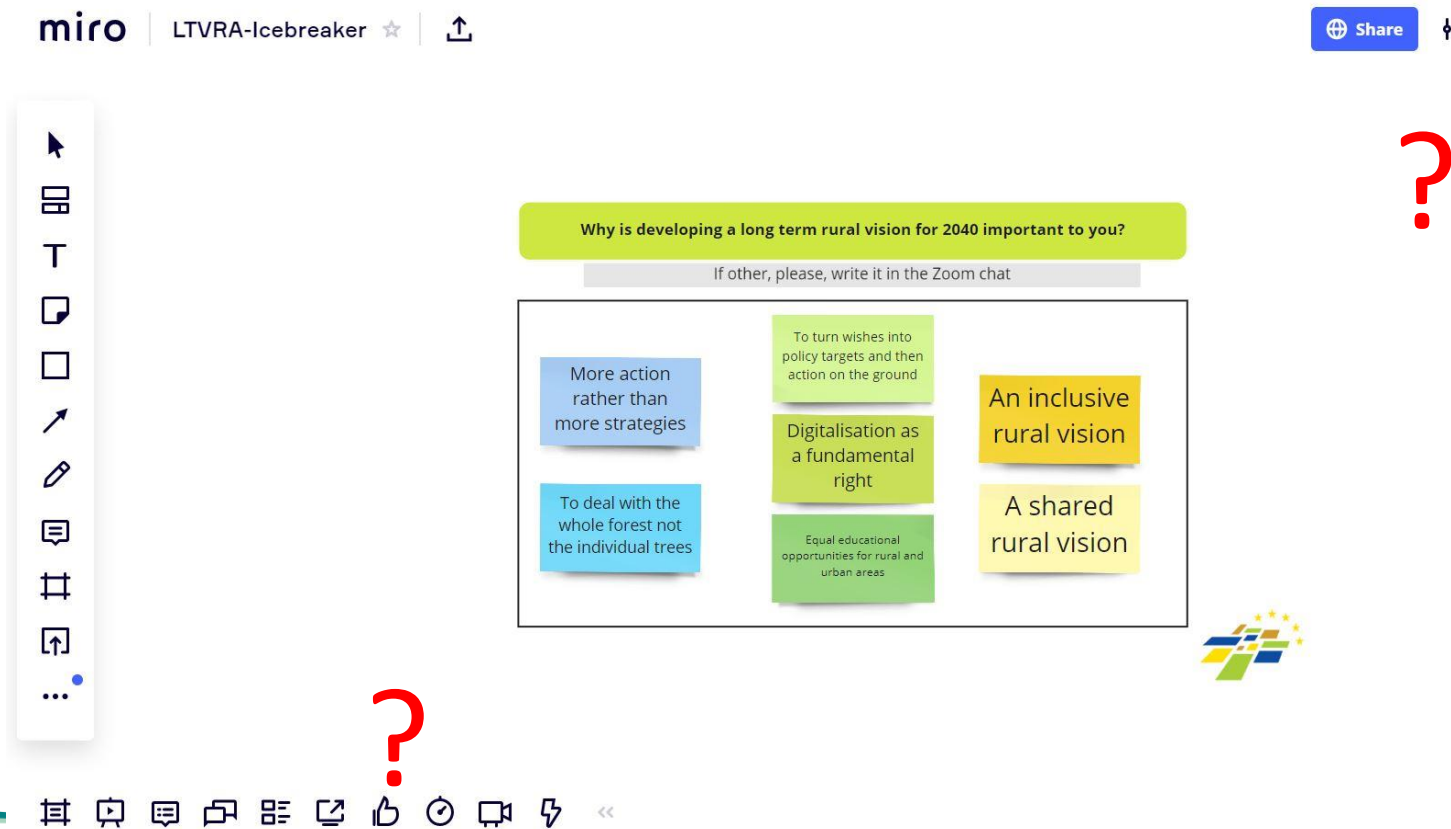
Done



ENRD CP: MIRO Voting tool – Brief User Guide

If you have any problem, please write it in the chat.

If you are redirected to the MIRO website, but **you can't find the voting option**, write in the **Zoom chat to Susan Grive**.



The screenshot shows the MIRO voting tool interface. At the top, it says "miro | LTVRA-Icebreaker ☆ | ↑" and a "Share" button. On the left is a vertical toolbar with icons for navigation and editing. The main content area displays a poll question: "Why is developing a long term rural vision for 2040 important to you?" with a sub-note: "If other, please, write it in the Zoom chat". Below the question are several colored boxes representing options: "More action rather than more strategies", "To deal with the whole forest not the individual trees", "To turn wishes into policy targets and then action on the ground", "Digitalisation as a fundamental right", "Equal educational opportunities for rural and urban areas", "An inclusive rural vision", and "A shared rural vision". A large red question mark is overlaid on the right side of the poll area. At the bottom of the interface, there is a navigation bar with icons for home, back, forward, search, and other functions, with a red question mark above it.

Day 2

Group Discussions

1. What will motivate stakeholders in your country/organisation to contribute to the LTVRA? (What is new/adds value for them?)
2. What form could these discussions take?
3. What sort of materials and information would be most useful?