

Measure 323 – Conservation and upgrading of the rural heritage

Basic Information:

Measure 323 – Conservation and upgrading of the rural heritage

Programmed total public expenditure, 2007-2013 (EU27): €2 billion (of which €1.2 billion EAFRD contribution).

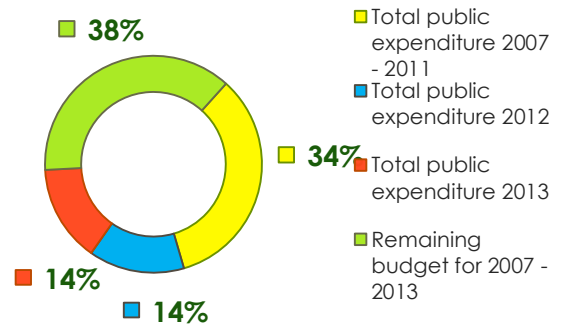
Actual total public expenditure, 2007 to 2013 (EU27): €1.3 billion or 62.5% of the programmed expenditure for 2007-2013. (Figure 1 shows the financial implementation up to 2013, whereas the output data presented below are up to 2012).

Definition of output indicators of the measure:

- 1) "Number of rural heritage actions supported" – refers to the number of supported actions for investments related to the conservation and upgrading of the rural heritage.
- 2) "Total volume of investments" - refers to the total amount (= the sum of all public and private expenditure) of all the tangible and/or intangible investments made for actions related to the conservation and upgrading of the rural heritage.



Figure 1:
Measure 323 total public expenditure from 2007 to 2013 and remaining budget (EU 27)



Measure 323 – Number of rural heritage actions supported from 2007 to 2012*

Figure 2:
Number of rural heritage actions supported

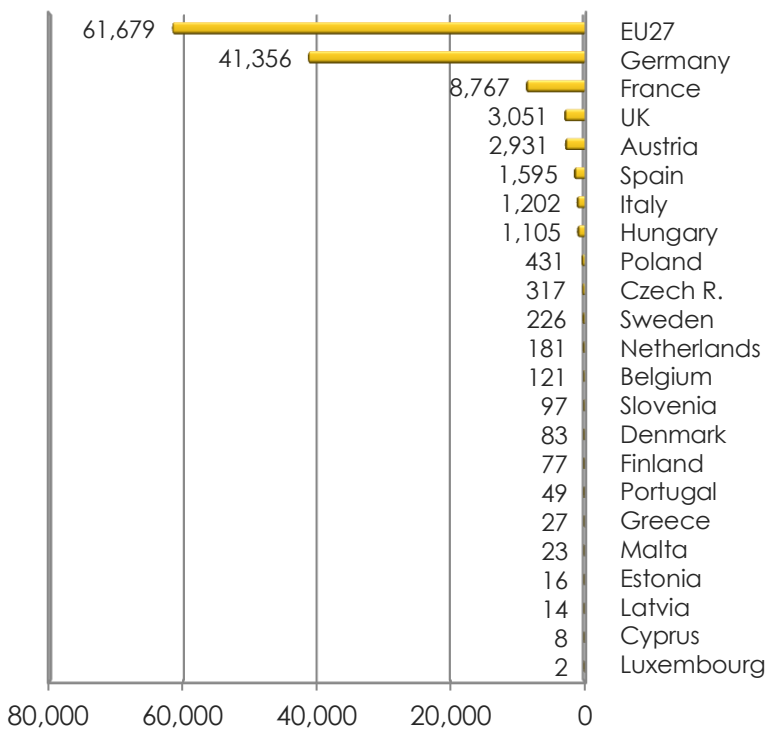
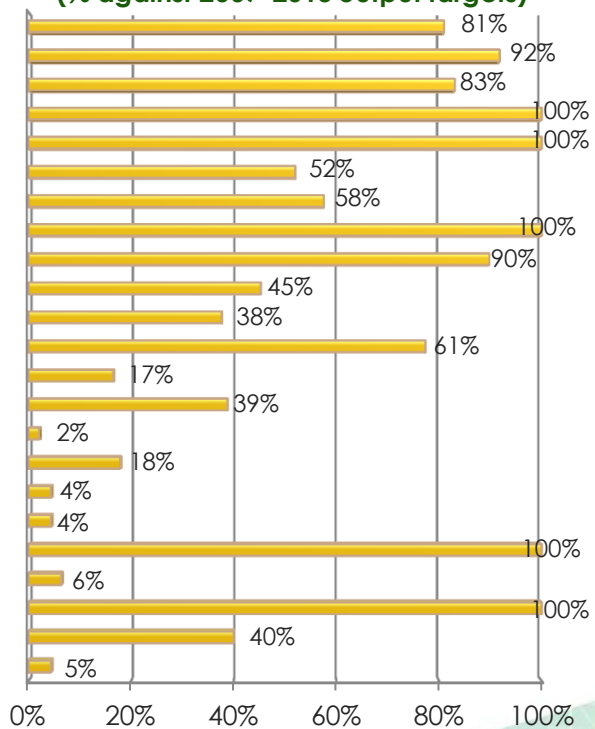


Figure 3: Number of rural heritage actions supported (% against 2007-2013 output targets)



*Data refer to the Member States for which information on the number of rural heritage actions supported was available.

Measure 323 – Conservation and upgrading of the rural heritage

- During the first six years of implementation, nearly 61,700 rural heritage actions have been supported through measure 323 at EU 27 level (see figure 2). This number accounts for 81% of the number of actions expected to be supported in the period 2007-2013 (see figure 3).
- By 2012, Germany had supported the highest number of rural heritage actions (41,356) among the Member States. This figure accounts for 92% of the national target set for the current programming period. France follows with 8,767 supported actions.
- In terms of progress rate against the 2007-2013 national targets, Hungary, the United Kingdom, Latvia, Malta and Austria have supported over 100% of their target number of actions.

Measure 323 – Total volume of realised investments from 2007 to 2012*

Figure 4:

Total volume of investments (in thousand EURO)

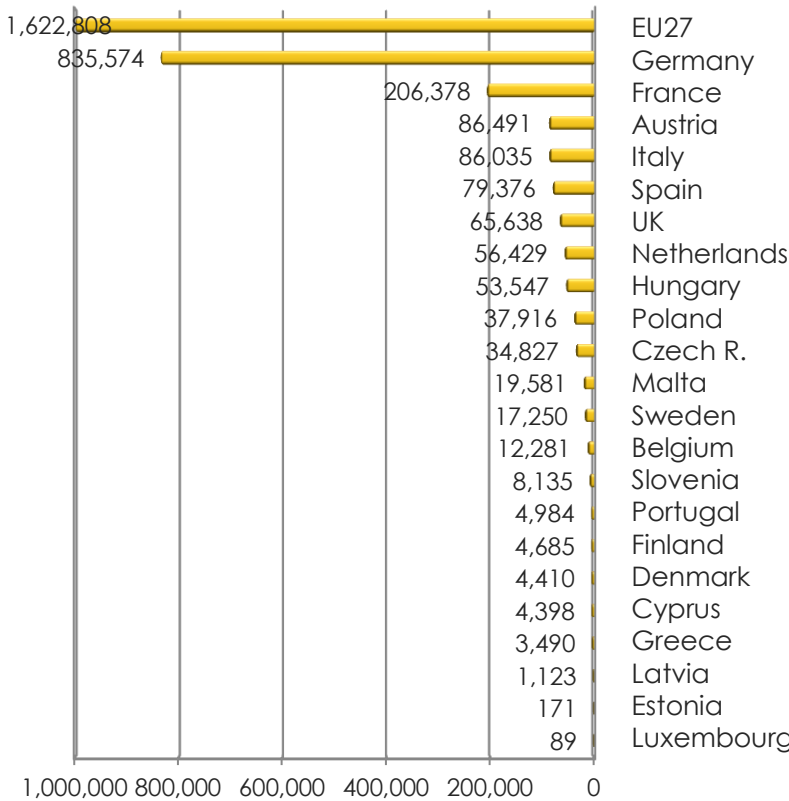
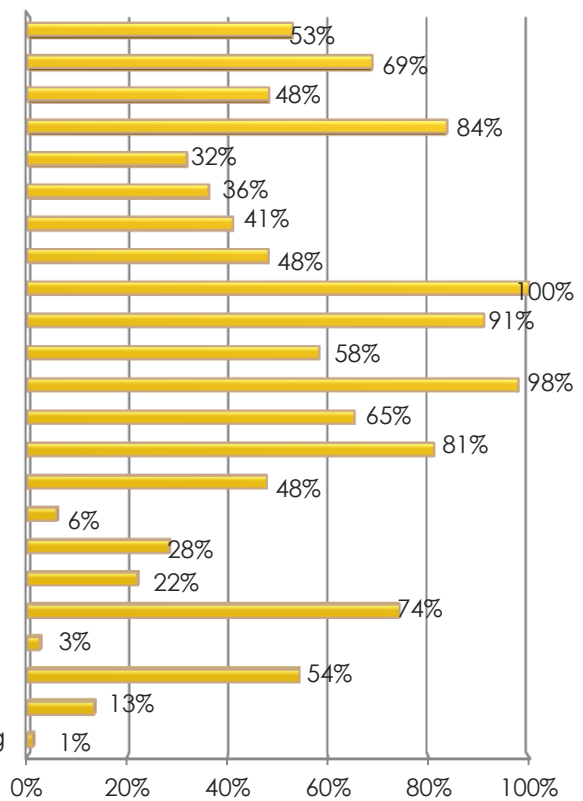


Figure 5:

Total volume of investments (% against 2007-2013 output targets)



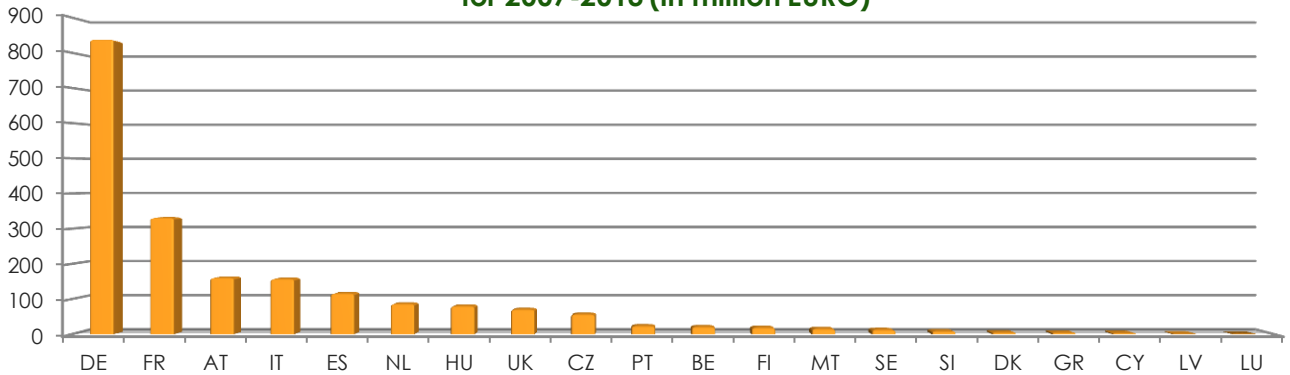
*Data refer to the Member States for which information on the total volume of investments realised was available.

- At EU 27 level, the amount of investments generated by rural heritage conservation and upgrading actions supported by measure 323 amounts to €1.62 billion (see figure 4).
- In Germany alone the total volume of investments related to the supported actions amounts to approximately €836 million. In terms of progress towards the declared 2007-2013 national target these account for 69% (see figure 5).
- Supported rural heritage actions in France, Austria and Italy account for €206, €86.5 and €86 million, respectively.
- In terms of implementation rate, Hungary reached 100% and Malta 98% of their envisaged total amount of investments for the whole programming period, while Poland follows with 91%.

Measure 323 – Conservation and upgrading of the rural heritage

Key facts and figures

Figure 6: Programmed total public expenditure on measure 323 per MS for 2007-2013 (in million EURO)



- ✓ Measure 323 is programmed in 70 out of the 88 Rural Development Programmes (RDPs) across the EU 27.
- ✓ Overall, Germany is the Member State that has allocated the highest RDP budget to measure 323 (€839 million, programmed total public expenditure – see figure 6).
- ✓ Among the new Member States, Hungary, Czech Republic and Malta show the highest RDP budget allocation (€81, €57, and €16 million respectively, programmed total public expenditure).
- ✓ The Member States which have allocated the highest share of Axis 3 – Quality of life in rural areas and diversification of the rural economy – budget on measure 323 are Malta and Portugal (52% and 34% respectively).

Measure 323 project example: County Kilkenny Graveyard Heritage, Ireland

A LEADER partnership in Kilkenny initiated the project to capture the history of a selected number of gravesites as unique central point in the Irish heritage and to generate heritage management plans and written tours for each graveyard. The project involves the identification of graveyards and graves in Kilkenny, collecting individual stories for the sites and recording them in new media, and their connection with the stories and storytelling traditions of Ireland. Training for members of local community groups was provided, as they were directly involved in the collection and management of the data. This helped developing a personal appreciation for the graveyard heritage as well as Irish traditions and a solid understanding of the conservation of a historic graveyard. The heritage of Kilkenny can now be promoted by providing sustainable cultural infrastructure. The total cost of the project was €4,805, out of which €2,378 was EAFRD contribution.

Link: http://enrd.ec.europa.eu/policy-in-action/rdp_view/en/view_projects_en.cfm?action=detail&backfuse=jsview&postcard_id=8160

Source of the data:

1) Programmed expenditures 2007-2013: RDP budget allocation following Health Check revision (December 2013); 2) Expenditures 2007-2013: DG AGRI; 3) Output indicators: monitoring tables submitted by Managing Authorities along with the 2008, 2009, 2010, 2011, 2012 and 2013 Annual Progress Reports. Data referring to programming years 2007 to 2012. Only commitments made from year 2007 onwards are considered; 4) Output targets 2007-2013: DG AGRI

For further detailed information on financial / physical and output indicators data please refer to the dedicated ENRD website section on Monitoring Indicators.