

Measure 226 – Restoring forestry potential and introducing prevention actions

Basic Information:

Measure 226 – Restoring forestry potential and introducing prevention actions

Programmed total public expenditure, 2007-2013 (EU 27): €2.5 billion (of which €1.6 billion EAFRD contribution).

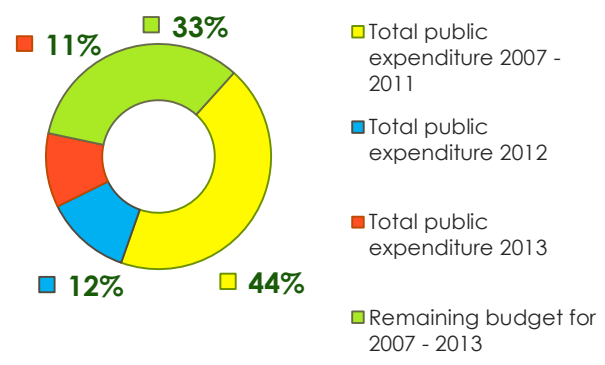
Actual total public expenditure, 2007 to 2013 (EU 27): €1.6 billion or 67% of the programmed expenditure for 2007-2013. (Figure 1 shows the financial implementation up to 2013, whereas the output data presented below are up to 2012).

Definition of output indicators of the measure:

- 1) "Number of prevention/restoration actions" – refers to the total number of actions that restore forestry potential in forests damaged by natural disasters and fire, and that prevent such damages.
- 2) "Supported area of damaged forests" – refers to the total forest area, covered by supported prevention / restoration actions with respect to natural disasters and fire.
- 3) "Total volume of investment" – refers to the total amount (= the sum of all public and private expenditure) of all the tangible and/or intangible investments made for restoring forestry potential damaged by natural disasters and fire and for introducing appropriate prevention actions.



Figure 1:
Measure 226 total public expenditure from 2007 to 2013 and remaining budget (EU 27)



Measure 226 – Number of prevention/restoration actions from 2007 to 2012*

Figure 2:

Number of prevention/restoration actions

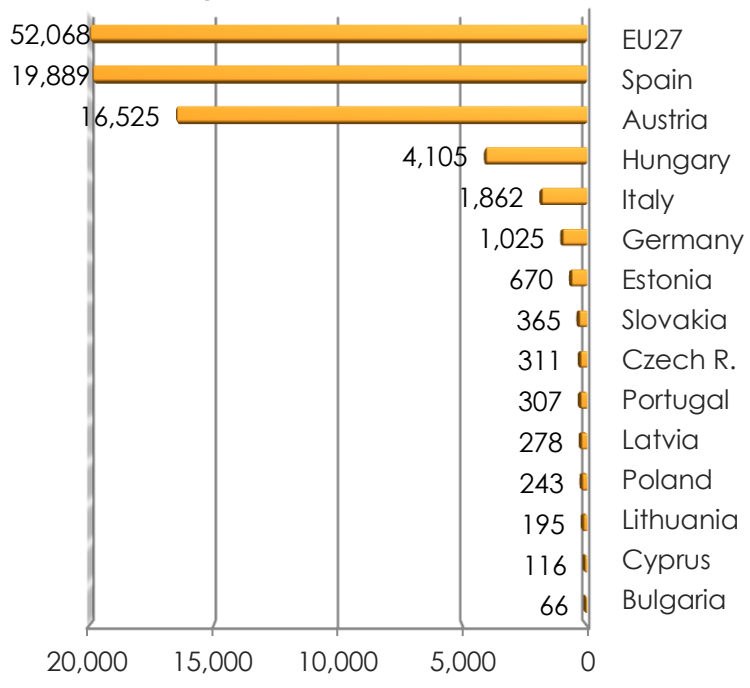
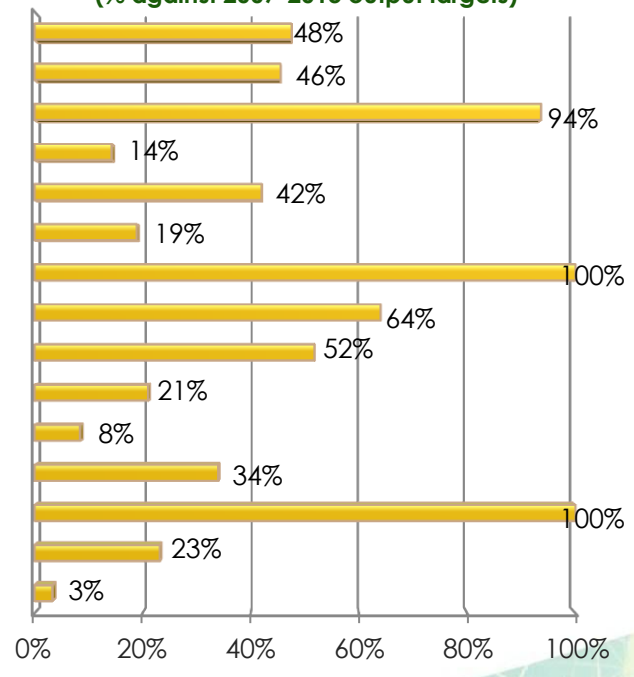


Figure 3:

Number of prevention/restoration actions (% against 2007-2013 output targets)



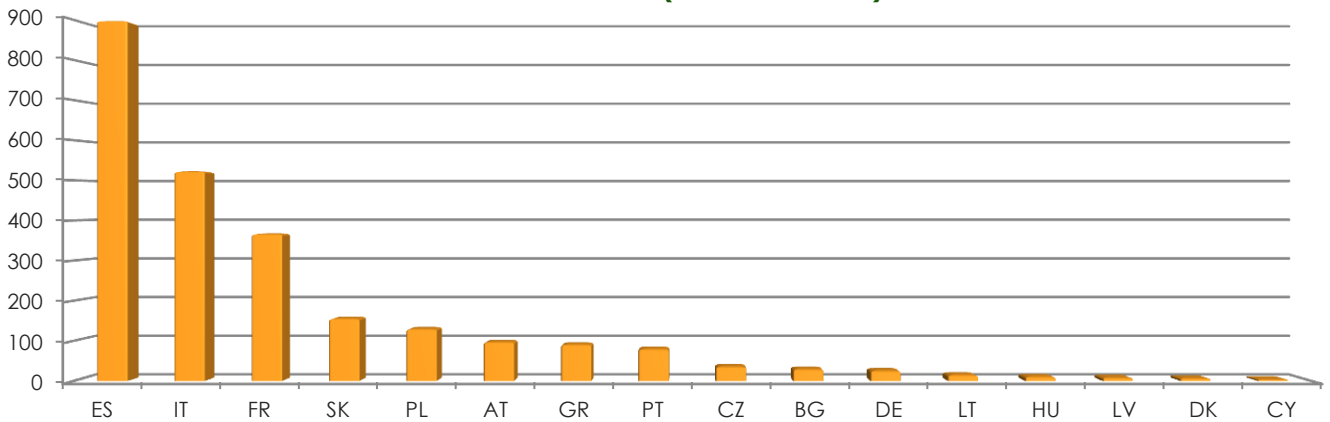
*Data refer to the Member States for which information on the number of prevention/restoration actions was available.

Measure 226 – Restoring forestry potential and introducing prevention actions

- ❖ During the first six years of implementation, almost 52,100 actions for restoring forestry potential and prevention had been supported at EU 27 level through measure 226 (see figure 2). This number accounts for almost 48% of the number of restoration/prevention actions envisaged to be supported in the whole 2007-2013 period across the EU (see figure 3).
- ❖ By 2012, Spain had supported the highest number of forestry prevention and restoration actions among the MS (19,889 actions supported) accounting for 46% of the envisaged national target for the current programming period.
- ❖ Austria and Hungary followed in terms of number of actions supported (16,525 and 4,105 respectively), showing a different progress towards the 2007-2013 national targets (94% and 14%).
- ❖ In terms of implementation rate Estonia and Lithuania have supported 100% of actions against the target level set for the whole programming period.

Key facts and figures

Figure 4: Programmed total public expenditure on measure 226 per MS for 2007-2013 (in million EURO)



- ✓ Measure 226 is programmed in 58 out of the 88 Rural Development Programmes (RDPs) across the EU 27.
- ✓ Overall, Spain shows also the largest RDP budget (programmed total public expenditure) allocated to the measure (€899 million)
- ✓ Among the new Member States, Slovakia and Poland have planned total public budgets equal to €156 million and €130 million respectively for the 2007-2013 period.
- ✓ The Member States which have allocated the highest shares of their Axis 2 – Improving the environment and the countryside through land management – budget to measure 226 are Spain and Slovakia (16% and 12% respectively).

Measure 226 – Restoring forestry potential and introducing prevention actions

Measure 226 project example: RDP project helps restore storm damaged woodland in Lithuania

Lithuanian RDP measure 226 helped a land owner to restore the productive capacity of her forest area, where around 412,000 cubic meters of wood were badly damaged by a storm. The very small-scale budget project started with the goal to ensure the restoration of the damaged forest and also the one to prevent forest fires and other environmental threats. The project's activities consisted in works for cleaning and clearing around 1.3 ha of the damaged area. It also supported the works for restoring the forest by soil preparation and by planting new trees. As part of the forest activities the owner implemented preventive measures that were compliant with fire prevention and environmental requirements. As a result of this project the forest's long-term productive capacity was restored and any environmental concerns were addressed.

The total cost of the project was €3,654, out of which €233 was EAFRD contribution, and €585 was national contribution.

Link: http://enrd.ec.europa.eu/policy-in-action/rdp_view/en/view_projects_en.cfm?action=detail&backfuse=jsview&postcard_id=5563

Source of the data:

- 1) *Programmed expenditures 2007-2013: RDP budget allocation following Health Check revision (December 2013);*
- 2) *Expenditures 2007-2013: DG AGRI;*
- 3) *Output indicators: monitoring tables submitted by Managing Authorities along with the 2008, 2009, 2010, 2011, 2012 and 2013 Annual Progress Reports. Data referring to programming years 2007 to 2012. Only commitments made from year 2007 onwards are considered;*
- 4) *Output targets 2007-2013: DG AGRI*

For further detailed information on financial / physical and output indicators data please refer to the dedicated ENRD website section on Monitoring Indicators.



<http://enrd.ec.europa.eu>