

# Measure 124 – Cooperation for development of new products, processes and technologies in the agriculture and food sector

## Basic Information:

**Measure 124** – Cooperation for development of new products, processes and technologies in the agriculture and food sector

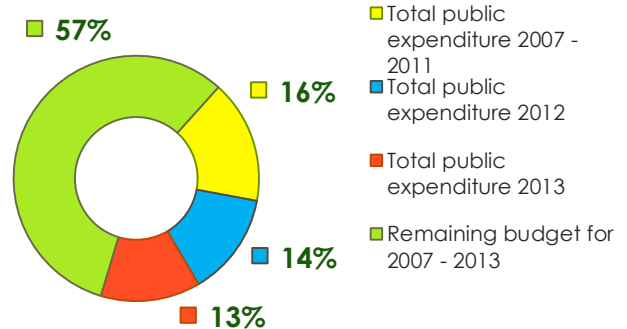
**Programmed total public expenditure, 2007-2013 (EU 27):** €536 million (of which €295.5 million EAFRD contribution).

**Actual total public expenditure, 2007 to 2013 (EU 27):** €230.4 million or 43% of the programmed expenditure for 2007-2013. (Figure 1 shows the financial implementation up to 2013, whereas the output data presented below are up to 2012).

**Definition of output indicators of the measure:** “Number of cooperation initiatives supported” – refers to the number of supported initiatives that promote the cooperation between primary producers in agriculture, forestry, the processing industry and/or third parties.

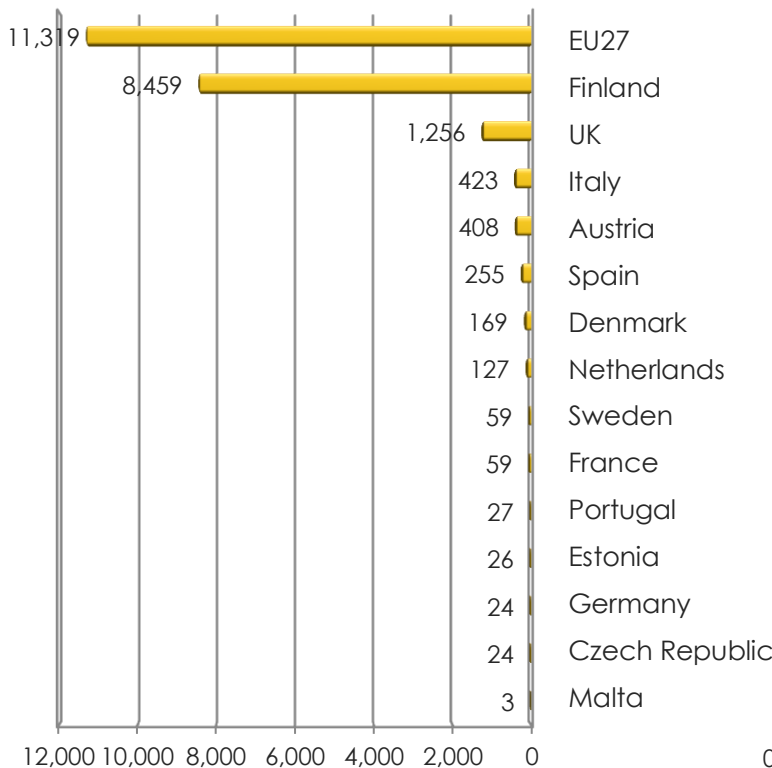


**Figure 1:**  
Measure 124 total public expenditure from 2007 to 2013 and remaining budget (EU 27)

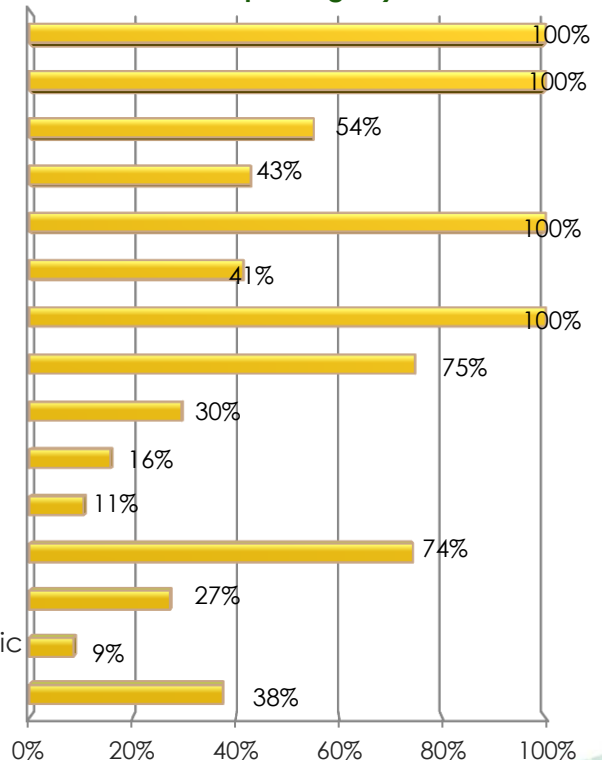


## Measure 124 – Number of cooperation initiatives supported from 2007 to 2012\*

**Figure 2: Number of cooperation initiatives supported**



**Figure 3:**  
Number of cooperation initiatives supported (% against 2007-2013 output targets)



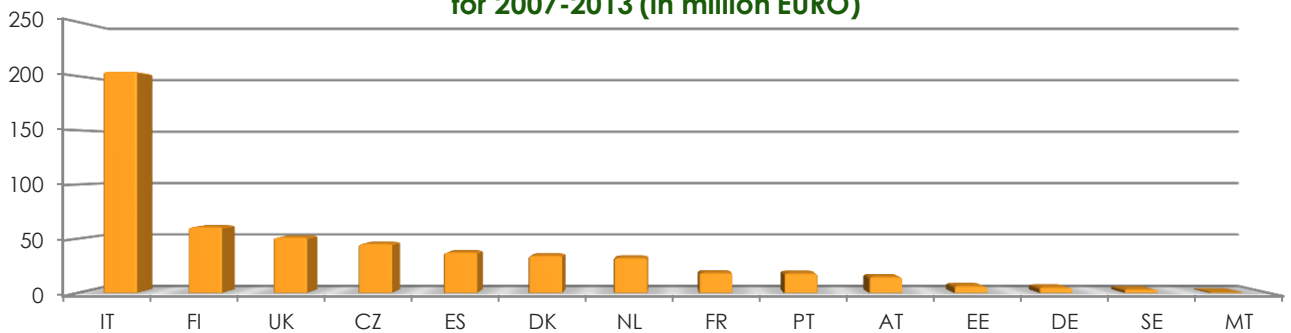
\*Data refer to the Member States for which information on the number of supported cooperation initiatives was available.

## Measure 124 – Cooperation for development of new products, processes and technologies in the agriculture and food sector

- ❖ During the first six years of implementation, more than 11,300 cooperation initiatives have been supported at EU 27 level by measure 124 (see figure 2). This number accounts for more than 100% of the envisaged number of cooperation initiatives planned to be supported in the period 2007-2013 across EU (see figure 3).
- ❖ By 2012 Finland had supported the highest number of cooperation initiatives among the MS (8,459 cooperation initiatives), exceeding its national target for the whole programming period.
- ❖ In terms of implementation rate, Denmark and Austria has also exceeded their national 2007-2013 targets, while the Netherlands and Estonia have supported three quarters of the envisaged number of cooperation initiatives to be supported in 2007-2013.

### Key facts and figures

**Figure 4: Programmed total public expenditure on measure 124 per MS for 2007-2013 (in million EURO)**



- ✓ Measure 124 is programmed in 52 out of the 88 Rural Development Programmes (RDPs) across the EU 27.
- ✓ In absolute terms, Italy has allocated the largest RDP budget (programmed total public expenditure) to the measure (almost €205 million) for the whole programming period (see figure 4).
- ✓ Among the new Member States, only Czech Republic, Estonia and Malta have allocated a budget to measure 124, equal to €45.5 million, €6.5 million and €1 million respectively.
- ✓ The Member States which have allocated the largest shares of their Axis 1 – Improving the competitiveness of the agricultural and forestry sector - funds to measure 124 are Finland and Denmark (11.3% and 11.21% respectively).

#### Measure 124 project example: System for Checking Grape Quality Using Machine Vision, Spain



At Vitivinícola do Ribeiro winery the existing grape evaluation process generated subjectivity in the visual evaluation process carried out by individuals. The project intended to automate the process of evaluating grapes using machine vision techniques and so boosting technological enhancements in grapes cultivation. The objective was to reduce subjectivity in determining the sanitary quality of grapes and the project supported the implementation of a semiautomatic photograph system and creation of a database of evaluations.

Designing and implementing image recognition algorithms enabled the evaluation and classification of different varieties of grape in order to be processed separately. Following this a automated process the quality of wines was improved, winegrowers received an objective and fair evaluation of their grape lots, and the scientific advances applied to the production increased the added value of end products. The total cost of the project was €189,252.

Link: [http://enrd.ec.europa.eu/policy-in-action/rdp\\_view/en/view\\_projects\\_en.cfm?action=detail&backfuse=jsview&postcard\\_id=3261](http://enrd.ec.europa.eu/policy-in-action/rdp_view/en/view_projects_en.cfm?action=detail&backfuse=jsview&postcard_id=3261)

## Measure 124 – Cooperation for development of new products, processes and technologies in the agriculture and food sector

### Source of the data:

- 1) *Programmed expenditures 2007-2013: RDP budget allocation following Health Check revision (December 2013);*
- 2) *Expenditures 2007-2013: DG AGRI;*
- 3) *Output indicators: monitoring tables submitted by Managing Authorities along with the 2008, 2009, 2010, 2011, 2012 and 2013 Annual Progress Reports. Data referring to programming years 2007 to 2012. Only commitments made from year 2007 onwards are considered;*
- 4) *Output targets 2007-2013: DG AGRI*

For further detailed information on financial / physical and output indicators data please refer to the dedicated ENRD website section on Monitoring Indicators.



<http://enrd.ec.europa.eu>