



European Commission
Agriculture and
Rural Development



European Network for
Rural Development



EN RD | **CONNECTING RURAL EUROPE**

<http://enrd.ec.europa.eu>

**State of play of CAP measures
123, 132 and 133
in the European Union & in the
Mediterranean cluster MS**

**Alexandros Papakonstantinou
ENRD Contact Point**

**Mediterranean Macro-regional Network Cluster
Thessaloniki, 1 February 2012**



MEASURE 123 – ADDING VALUE TO AGRICULTURAL AND FORESTRY PRODUCTS



MEASURE 132 – SUPPORTING FARMERS PARTICIPATING IN FOOD QUALITY SCHEMES

MEASURE 133 - SUPPORTING PRODUCER GROUPS FOR INFORMATION AND PROMOTION ACTIVITIES





Programmed expenditure 2007-2013



OVERVIEW OF THE MEASURES

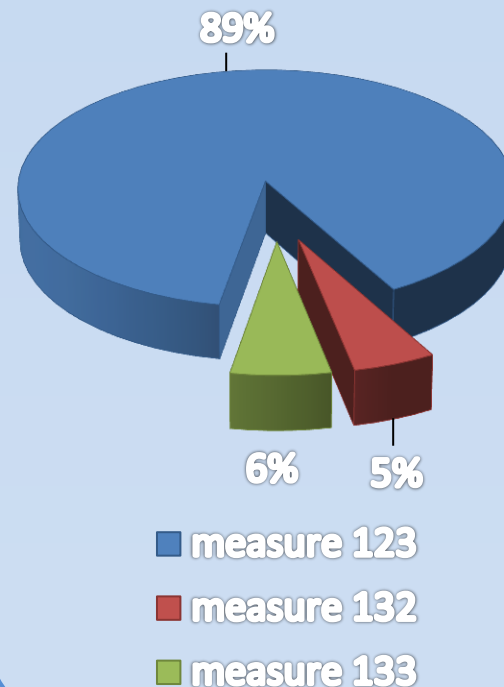
➤ At EU 27 level, the total public expenditure programmed for the three measures for 2007-2013 amounts to **€9.6 billion**

➤ Of which **€6 billion** EAFRD contribution

➤ In the Mediterranean cluster (CY, ES, FR Hexagon, GR, IT, MT and PT) the programmed total public expenditure for 2007-2013 amounts to **€5.1 billion**

➤ **53%** of the programmed total public expenditure for these measures across the EU is concentrated in the Mediterranean MS.

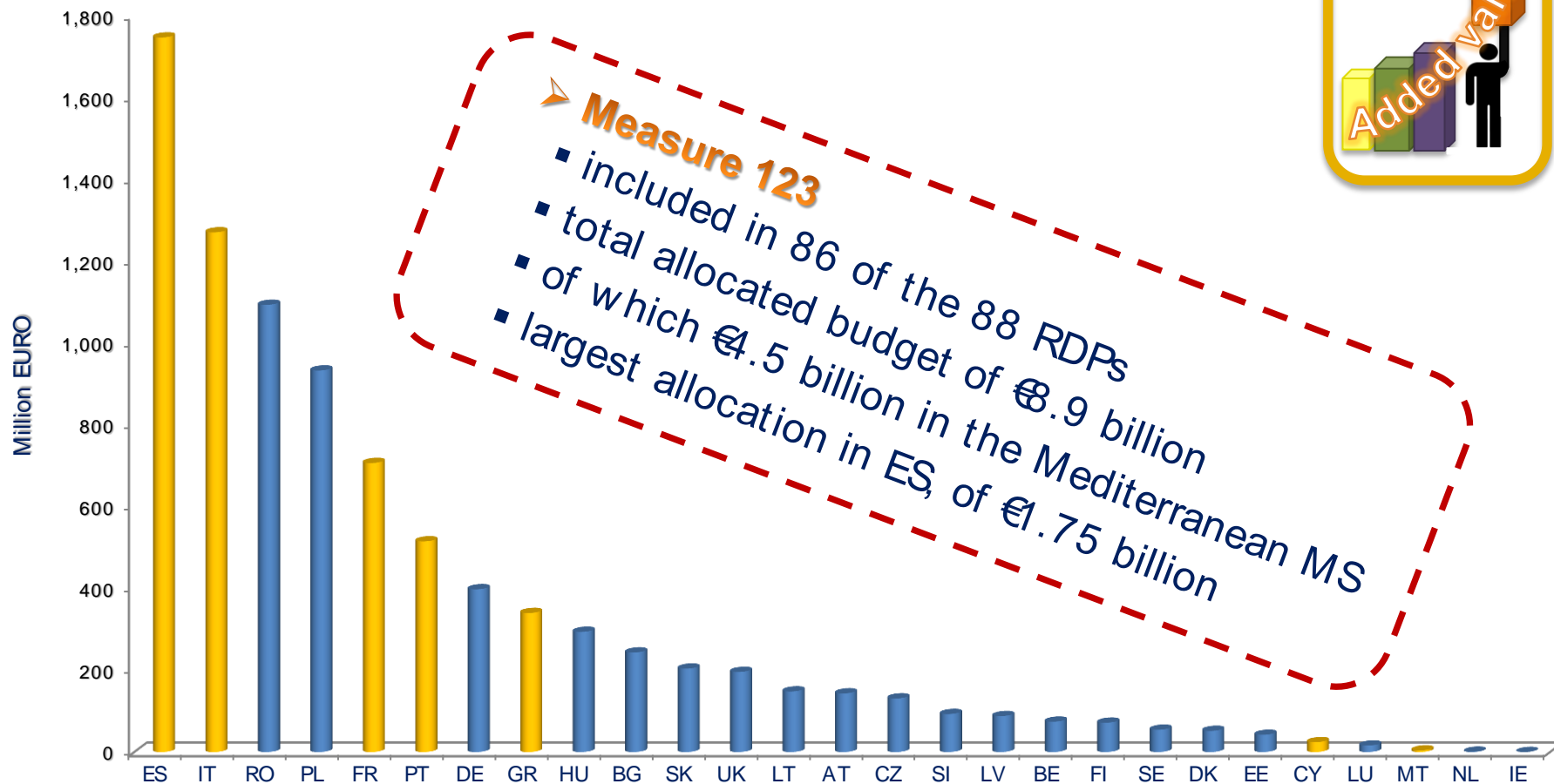
Share of total public expenditure allocated to Measures 123, 132 and 133 in the Mediterranean MS



Measure 123

Allocated funds to measure 123 per MS

(Programmed total public exp. for 2007-2013 as of 31/12/2011)



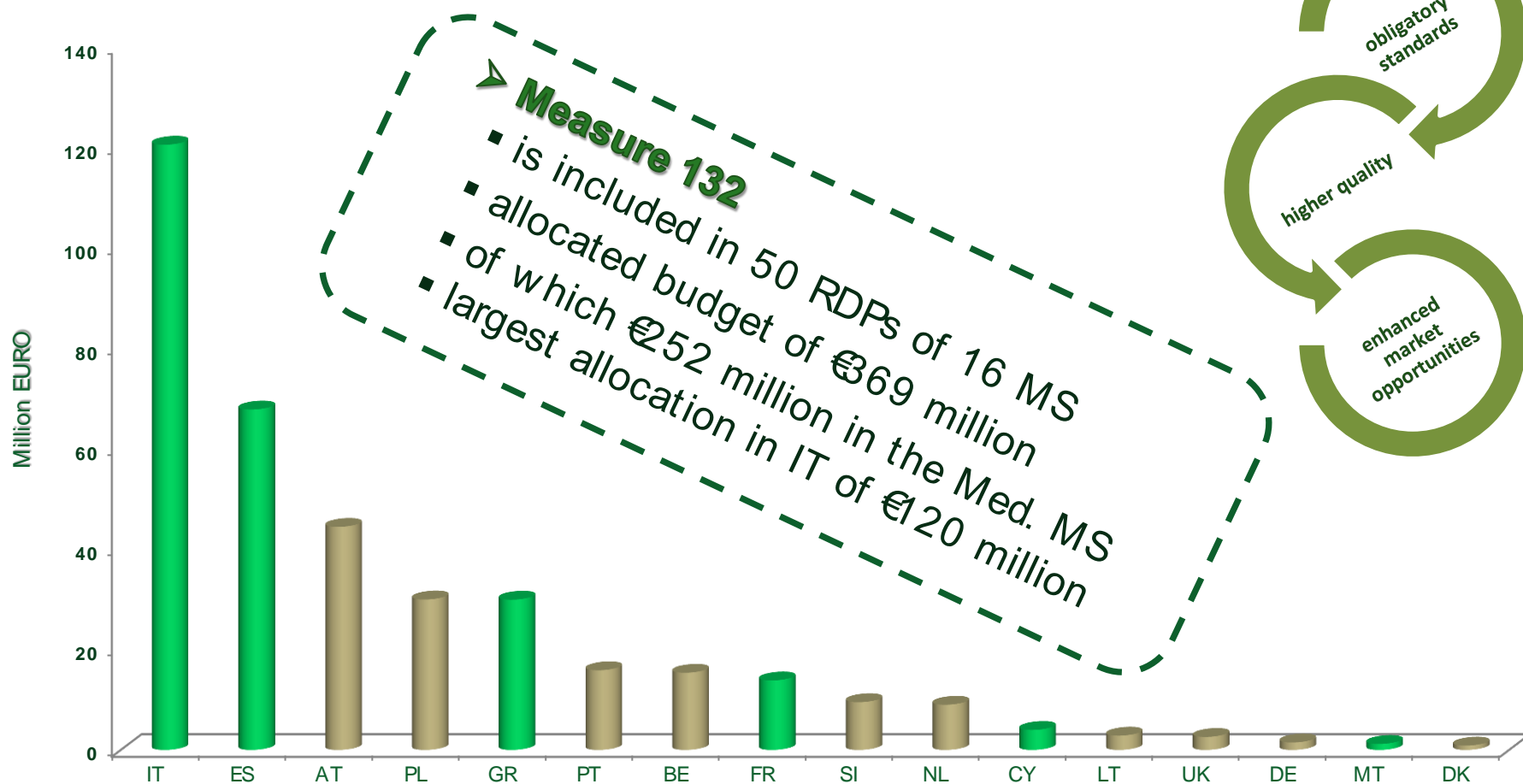
Source: European Commission – DG Agriculture and Rural Development



Measure 132

Allocated funds to measure 132 per MS

(Programmed total public exp. for 2007-2013 as of 31/12/2011)



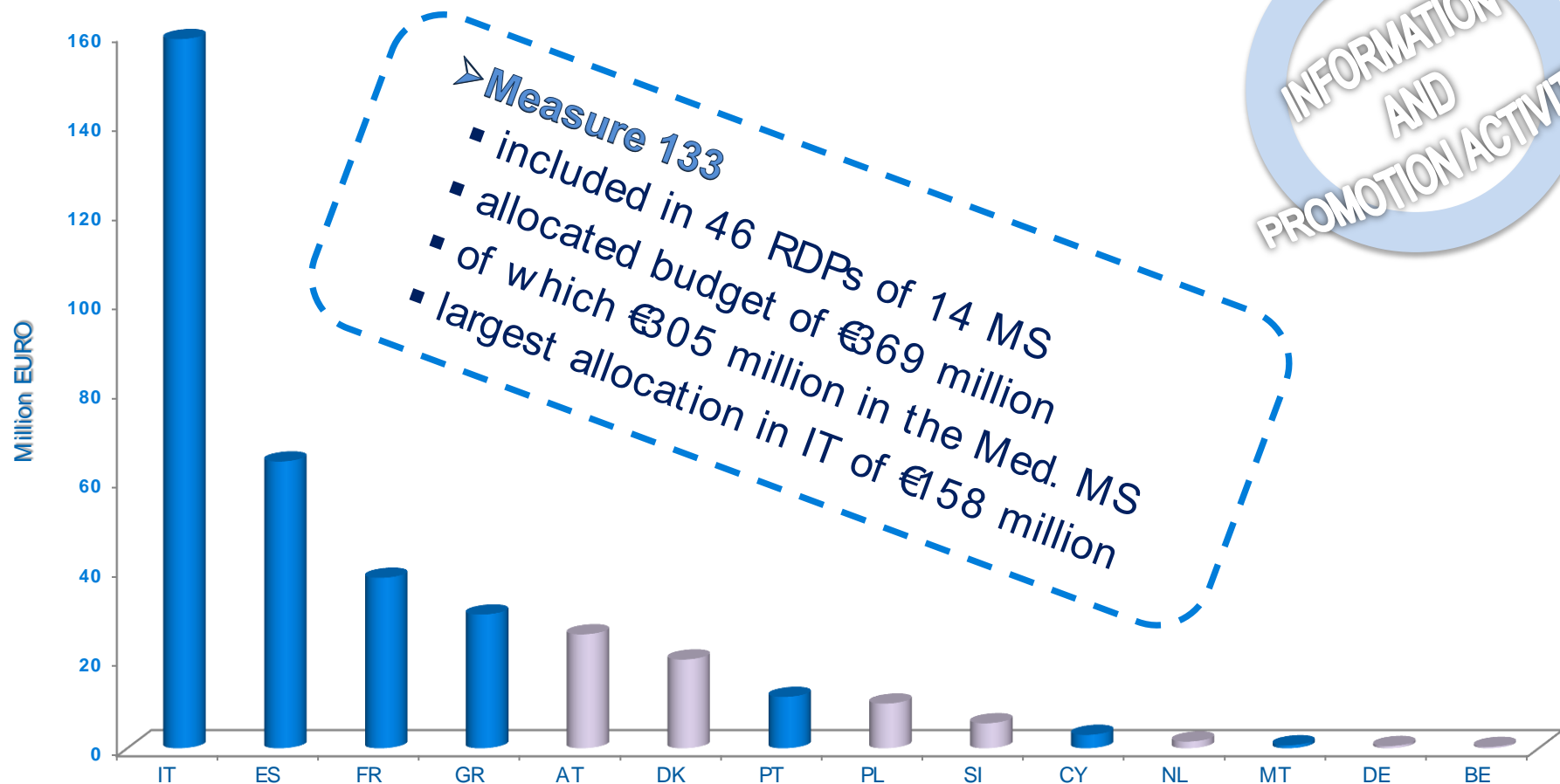
Source: European Commission – DG Agriculture and Rural Development



Measure 133

Allocated funds to measure 133 per MS

(Programmed total public exp. for 2007-2013 as of 31/12/2011)



Source: European Commission – DG Agriculture and Rural Development

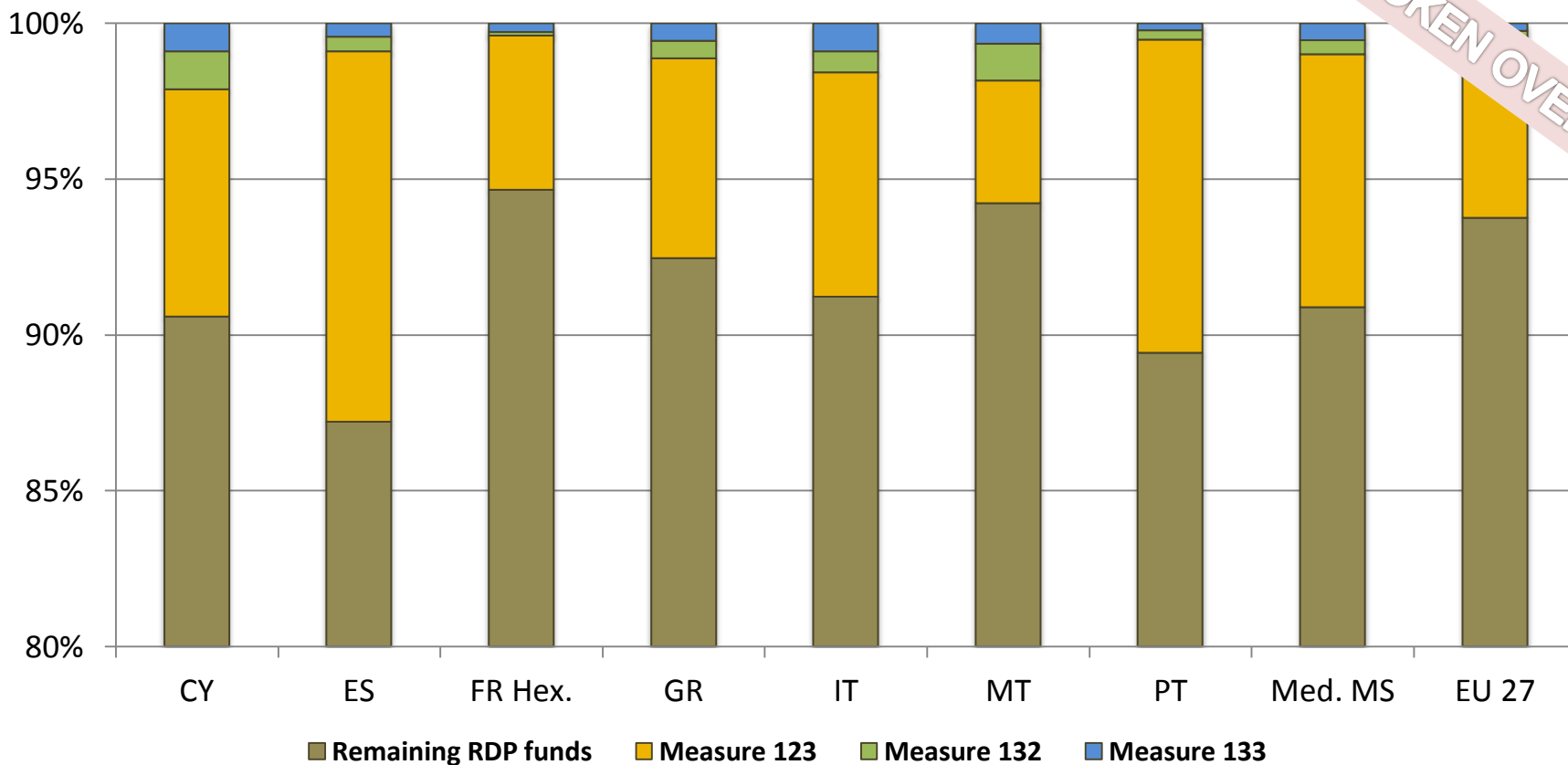


Connecting Rural Europe

Measure 123 + Measure 132 + Measure 133

Percentage of RDP funds dedicated to the 3 measures per Mediterranean MS and EU 27

(% of programmed total public expenditure / RDP)



HAND OUT – NOT SPOKEN OVER

Source: European Commission – DG Agriculture and Rural Development

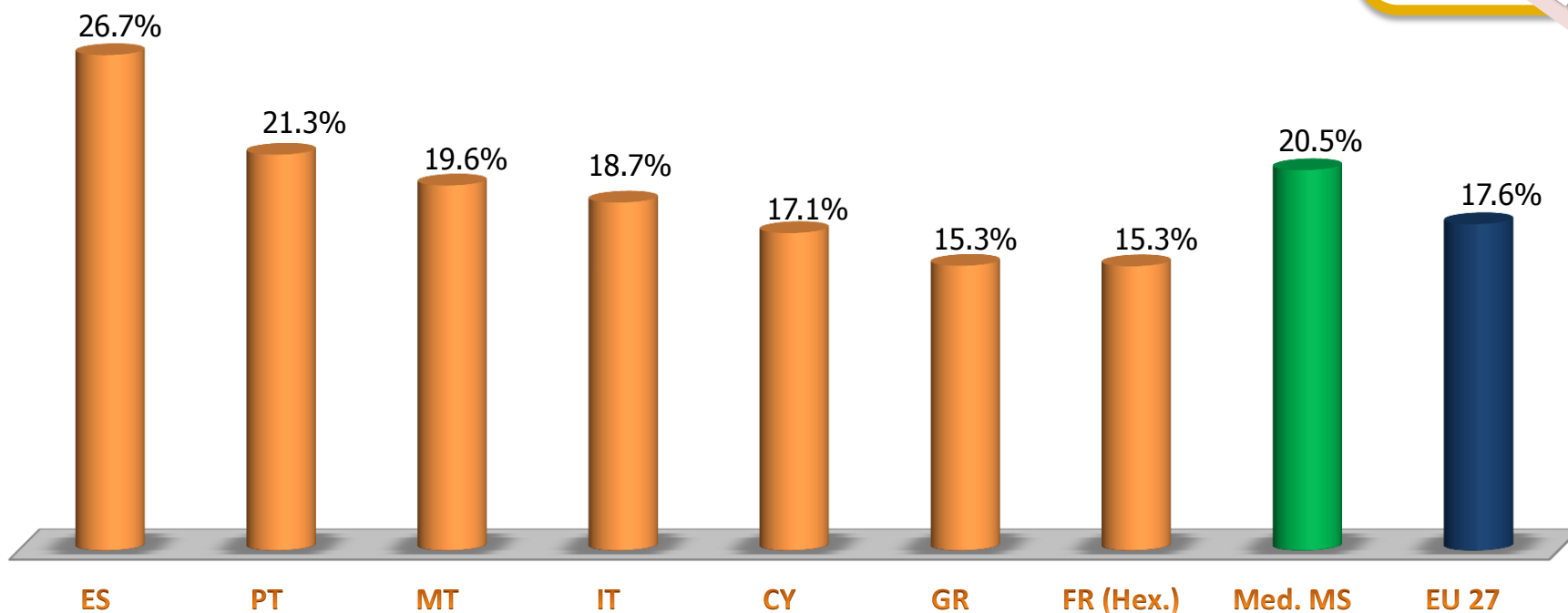


Connecting Rural Europe

Measure 123

Percentage of Axis 1 funds dedicated to the measure per Mediterranean MS and EU 27

(% of programmed total public expenditure / Axis 1)



Source: European Commission – DG Agriculture and Rural Development



Measure 132

Percentage of Axis 1 funds dedicated to the measure per Mediterranean MS and EU 27

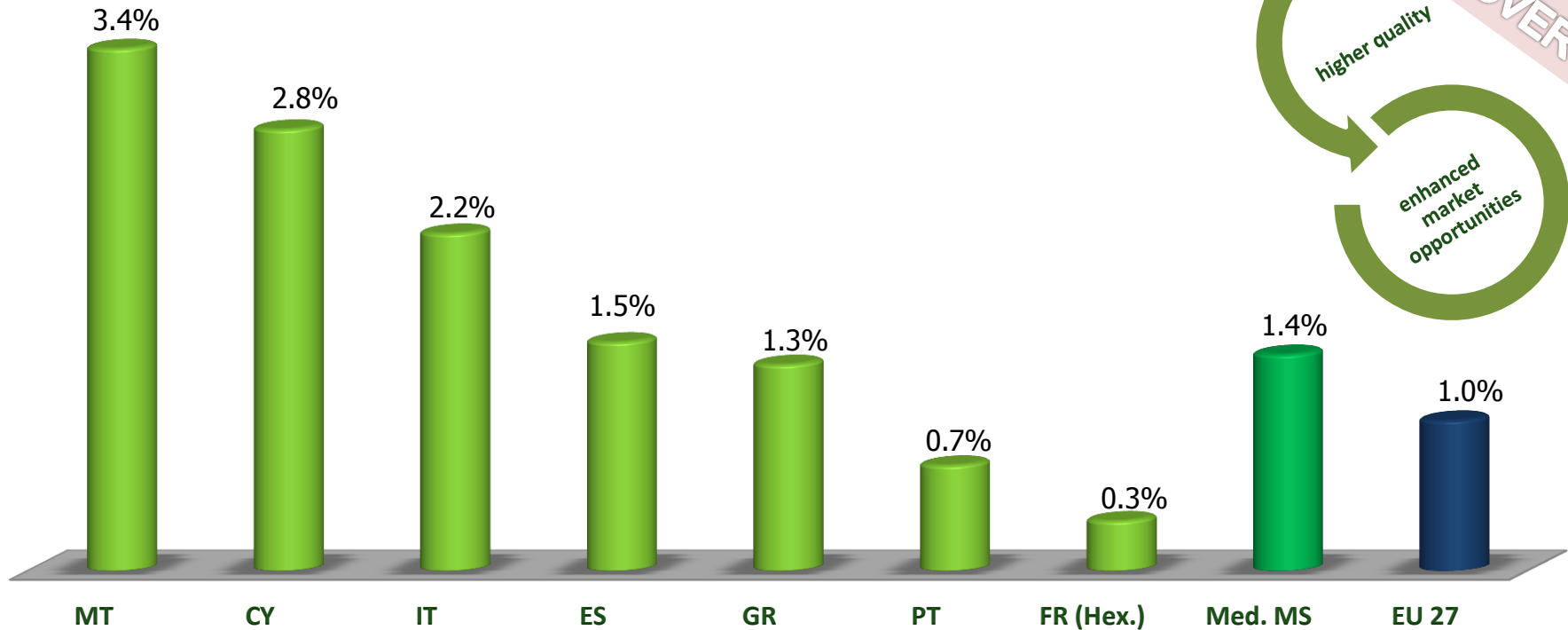
(% of programmed total public expenditure / Axis 1)

HAND OUT – NOT SPOKEN OVER

obligatory standards

higher quality

enhanced market opportunities



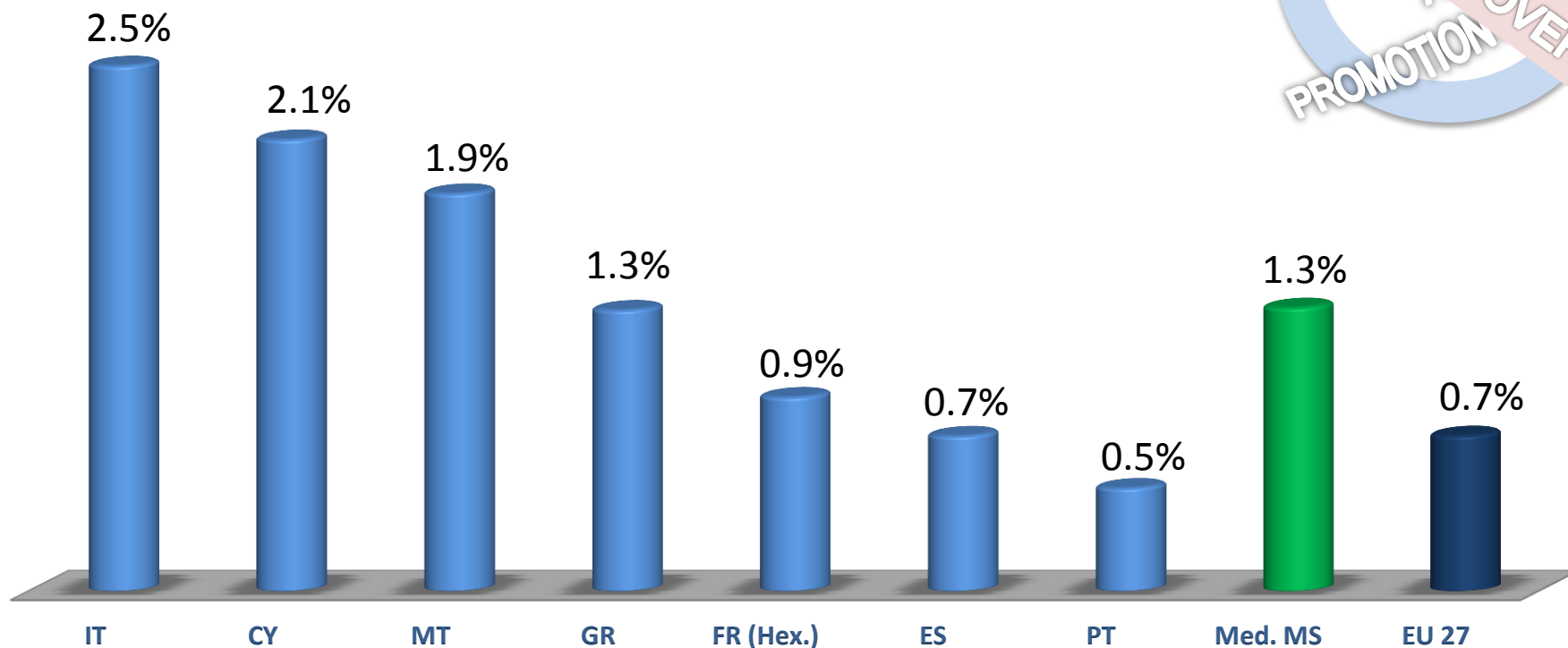
Source: European Commission – DG Agriculture and Rural Development



Measure 133

Percentage of Axis 1 funds dedicated to the measure per Mediterranean MS and EU 27

(% of programmed total public expenditure / Axis 1)



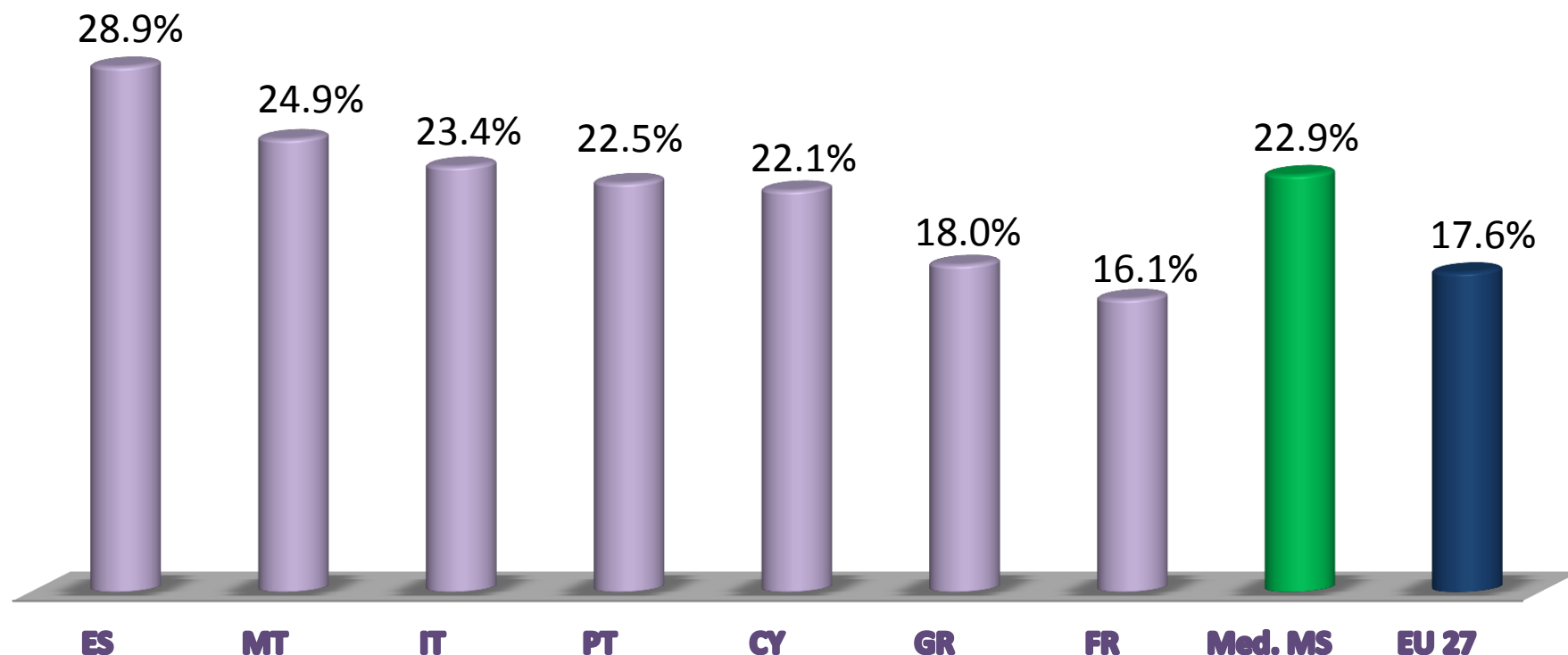
Source: European Commission – DG Agriculture and Rural Development



Measure 123 + Measure 132 + Measure 133

Percentage of Axis 1 funds dedicated to the 3 measures per Mediterranean MS and EU 27

(% of programmed total public expenditure / Axis 1)



Source: European Commission – DG Agriculture and Rural Development





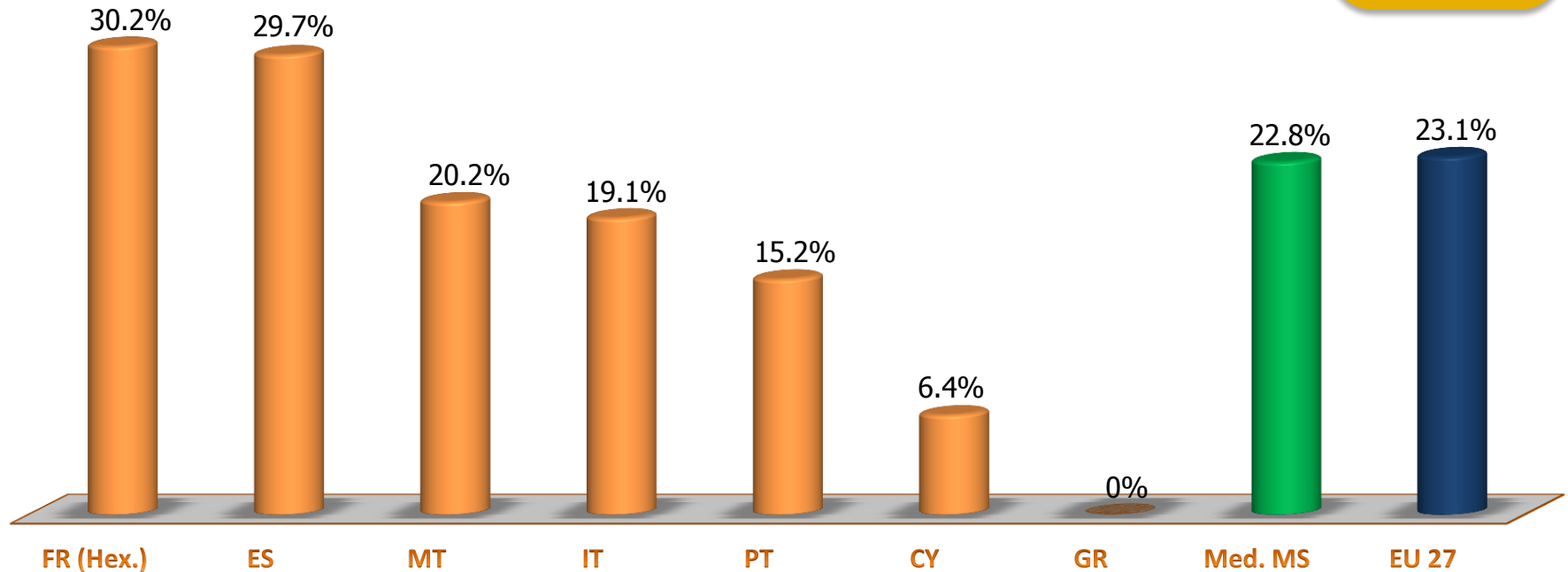
Disbursed funds up to 2010



Measure 123

Percentage of utilised funds up to 2010 per MS and EU 27

(% of t. public expenditure 2010 / programmed for 2007 – 2013 at 31.12.2011)



Source: European Commission – DG Agriculture and Rural Development

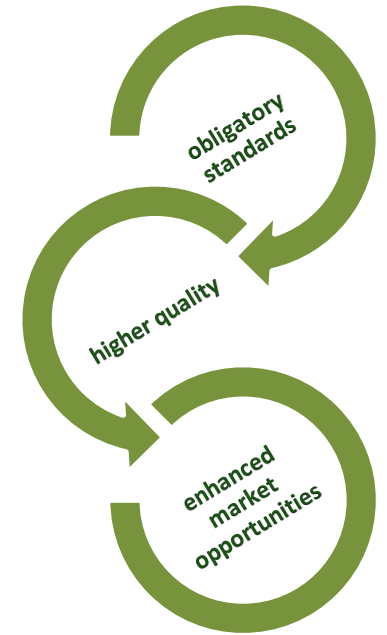
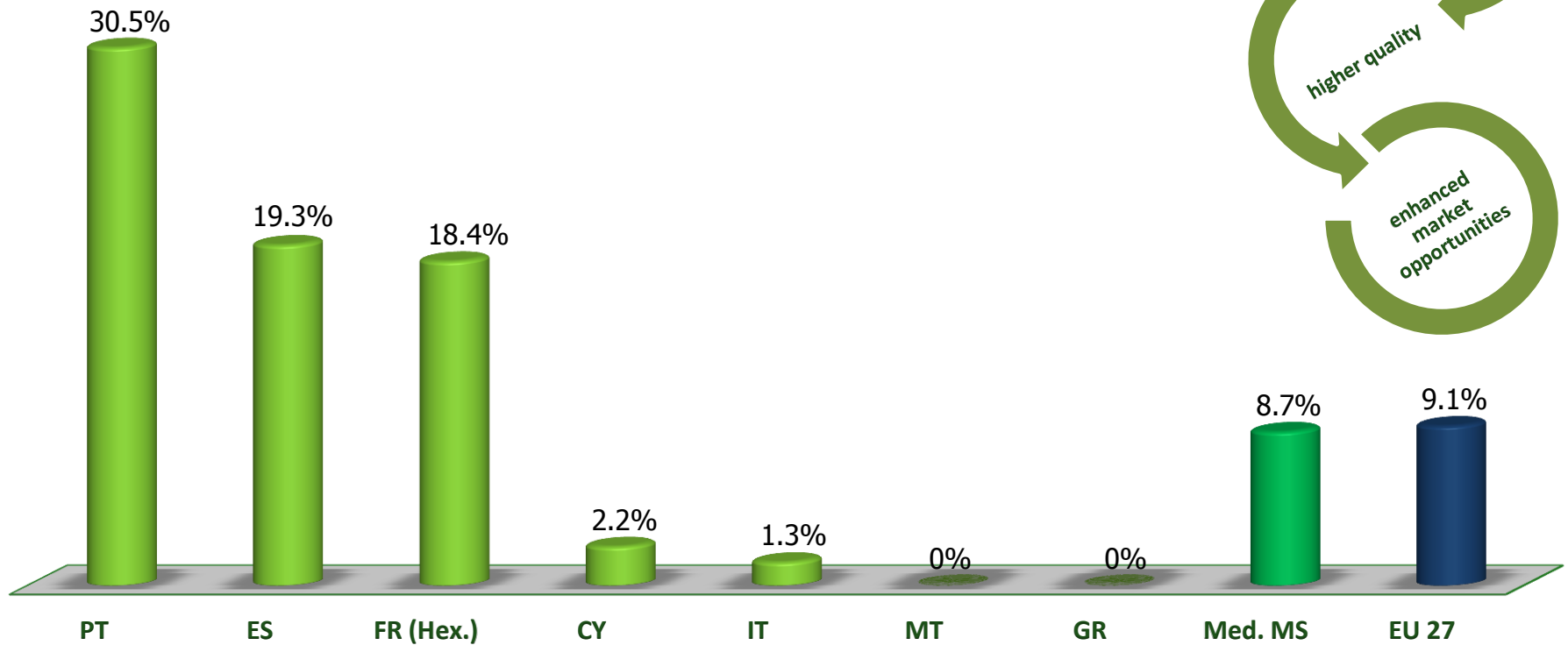


Connecting Rural Europe

Measure 132

Percentage of utilised funds up to 2010 per MS and EU 27

(% of t. public expenditure 2010 / programmed for 2007 – 2013 at 31.12.2011)



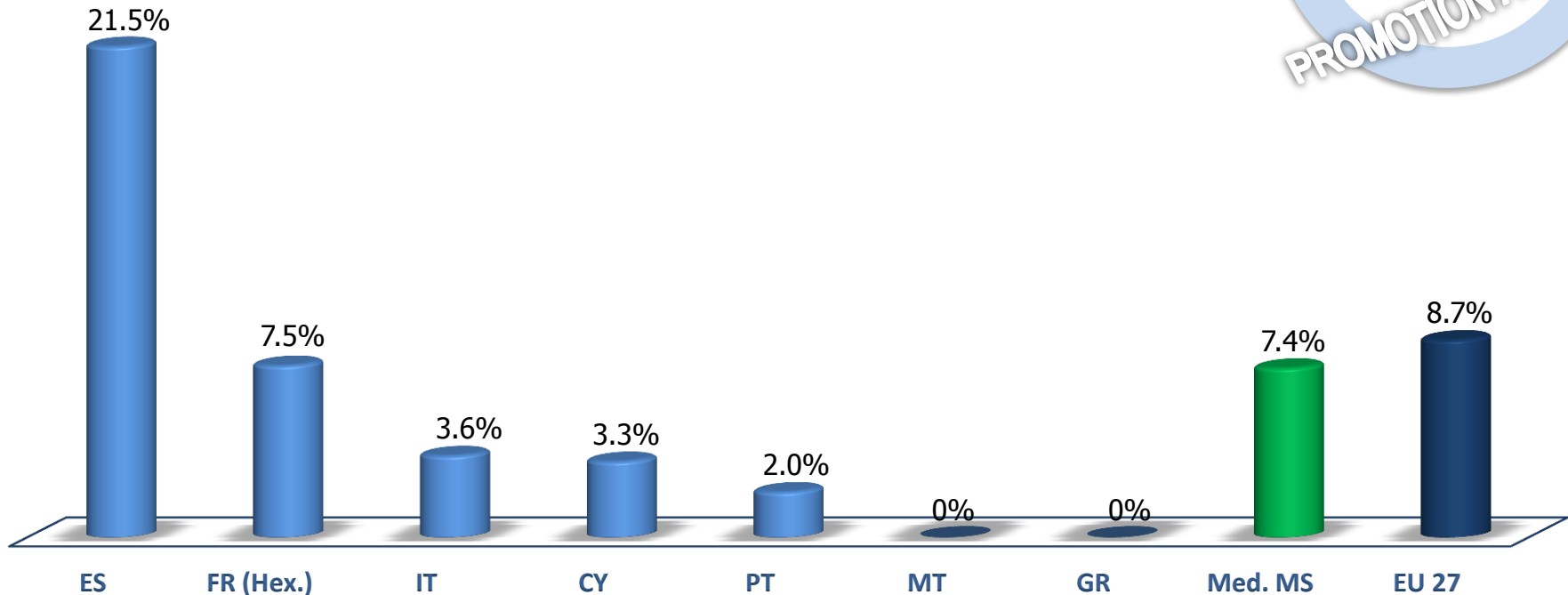
Source: European Commission – DG Agriculture and Rural Development



Measure 133

Percentage of utilised funds up to 2010 per Mediterranean MS and EU 27

(% of t. public expenditure 2010 / programmed for 2007 – 2013 at 31.12.2011)



Source: European Commission – DG Agriculture and Rural Development





HAND OUT – NOT SPOKEN OVER

Total public expenditure on the three Measures in the regional RDPs of Italy (2010)

Measure 123

- ➔ Highest implementation rates were in Bolzano (58%) and Marche (45%)
- ➔ 11 regional RDPs had implementation rates varying between 20% to 40%
- ➔ 5 regional RDPs had expenditure rates between 10% to 20%, and
- ➔ 3 RDPs had less than 10%



Measure 132

- ➔ 7 regional RDPs had implementation rates up to 10%
- ➔ 14 regional RDPs had not any expenditure on the measure

Measure 133

- ➔ Lombardy and Veneto had the highest expenditure rates (23% and 19%), and
- ➔ 4 regional RDPs had rates varying between 3.5% to 12%





HAND OUT – NOT SPOKEN OVER

Total public expenditure on the three Measures in the regional RDPs of Spain (2010)

Measure 123

- ➔ Highest implementation rate was in Asturias (51%)
- ➔ 6 regional RDPs had spend more than 35% of the allocated funds
- ➔ 6 regional RDPs had implementation rates varying between 20% and 30%
- ➔ 4 regional RDPs had spend less than 12% of the programmed expenditure

Measure 132

- ➔ Highest implementation rates were in Aragon (56%) and Cataluña (32%)
- ➔ 6 regional RDPs had implementation rates varying between 4% and 12%
- ➔ 9 regional RDPs had not any expenditure on the measure

Measure 133


- ➔ Highest implementation rates in Andalucía (65%), Aragon (57%) and Galicia (36%)
- ➔ 3 regional RDPs had implementation rates varying from 12% to 25%
- ➔ 11 regional RDPs had low implementation rates or on expenditure





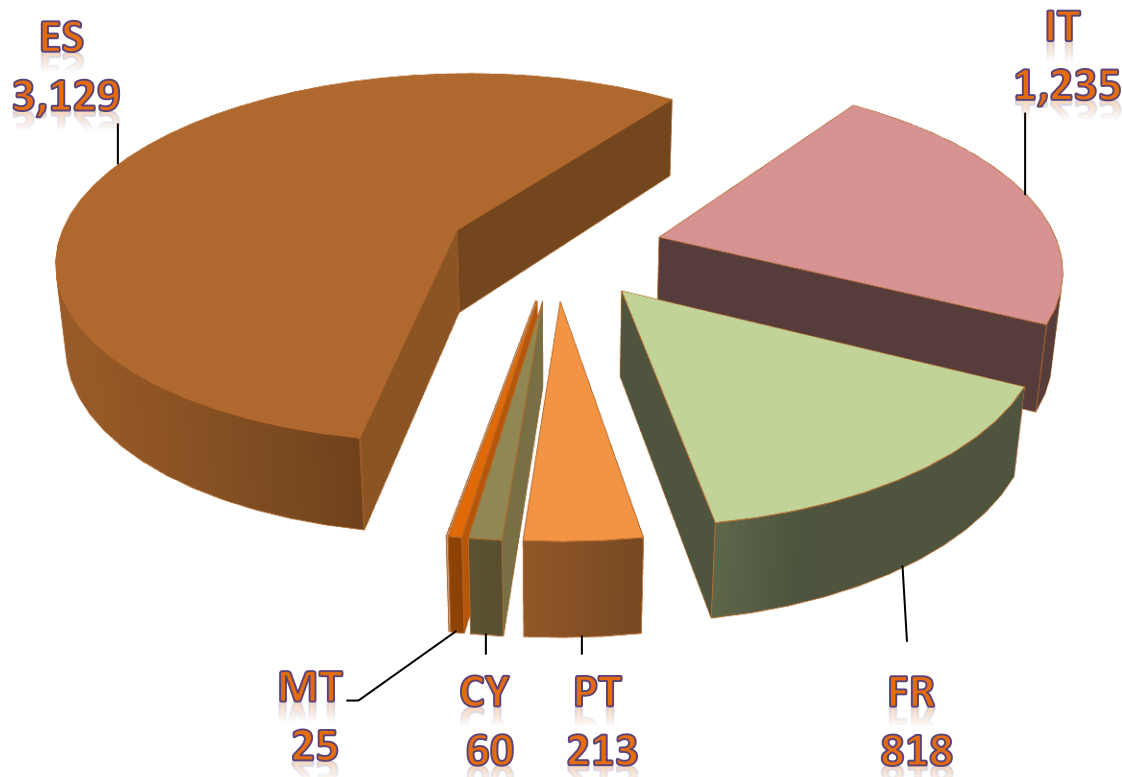
Achieved outputs by 2010

*2010 Output indicator data are
preliminary data, not yet validated!*



Measure 123

Number of enterprises supported up to 2010 per MS and EU 27



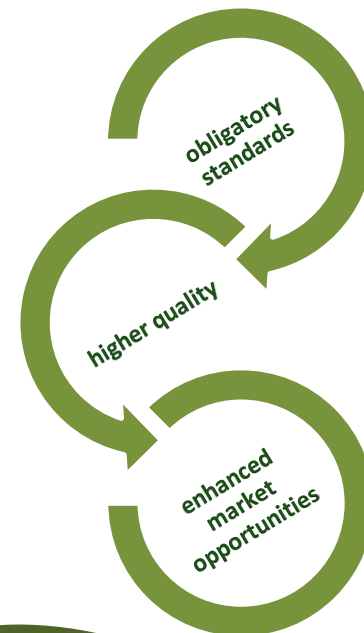
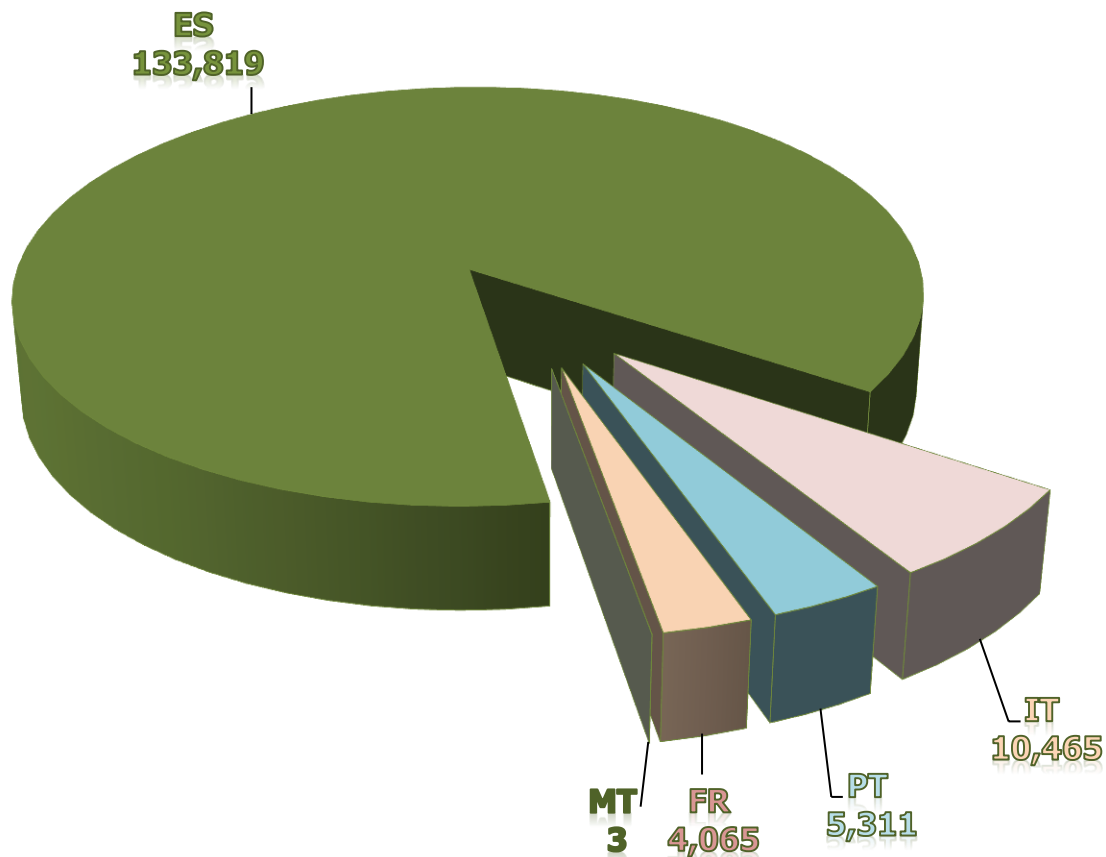
EU 27:
10,804
of which
Med. MS:
5,480

Source: European Commission – DG Agriculture and Rural Development (Preliminary data, not yet validated)



Measure 132

Number of farmers supported up to 2010 per MS and EU 27



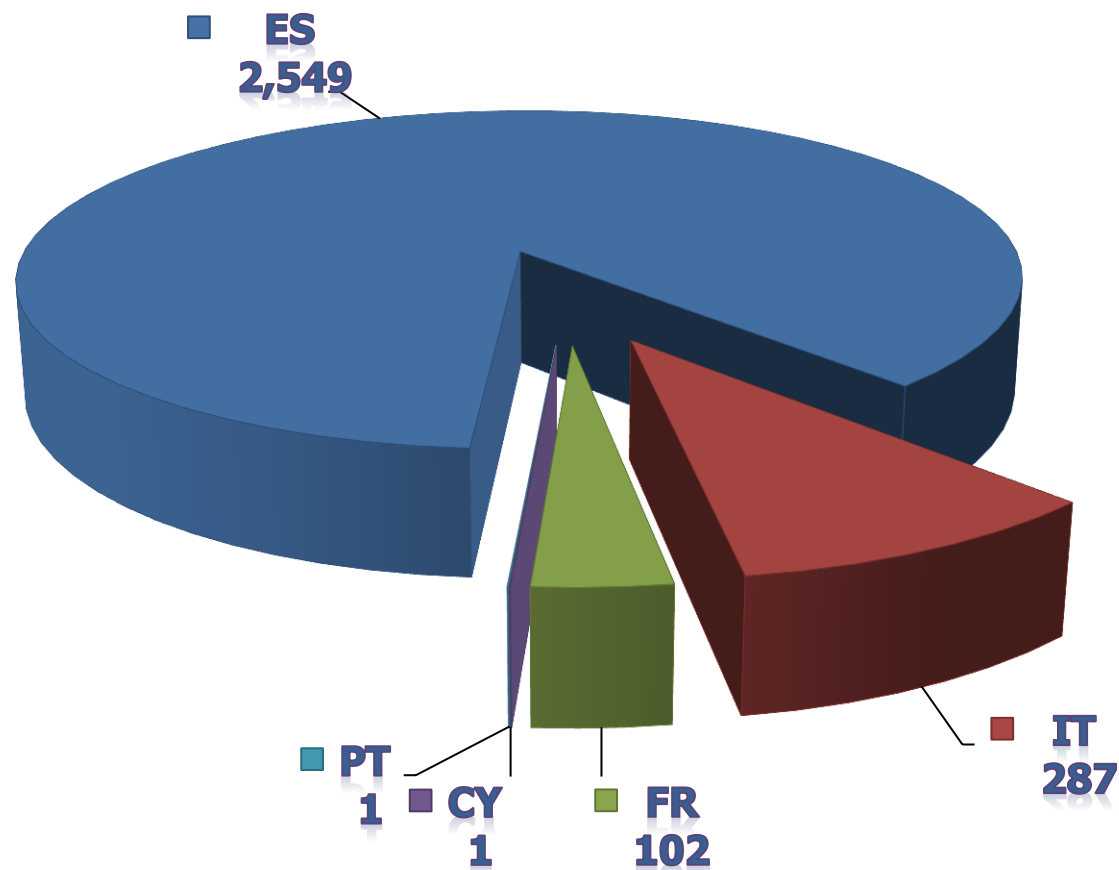
EU 27: 182,795
of which
Med. MS:
153,663

Source: European Commission – DG Agriculture and Rural Development (Preliminary data, not yet validated)



Measure 133

Number of actions supported up to 2010
per MS and EU 27



INFORMATION
AND
PROMOTION ACTIVITIES

EU 27: 3,013
of which
Med. MS: 2,940

Source: European Commission – DG Agriculture and Rural Development (Preliminary data, not yet validated)





State of play of measures 123, in the Mediterranean MS and in EU 27

SUMMARY

- ❑ **€9.6 billion** programmed of which **€5.1 billion** in the 7 Mediterranean MS of the Mediterranean cluster
- ❑ **Measure 123** dominates the allocated funds between these 3 measures
- ❑ By 2010, the Med. MS had **spent €1 billion** out of the **programmed €5.2 billion**
- ❑ **Significant variation** in the financial implementation rates
 - measure M123 > 20%, M132 & M133 < 10%
 - and at MS level eg. M132: PT > 30% and MT, GR 0%.
- ❑ The majority of the produced outputs at EU level originate from the Mediterranean cluster MS M123 50%, M132 84% and M133 98%.





European Commission European Network for Rural Development




European Commission > Agriculture and Rural Development > Rural Development > ENRD



Share



- HOME
- RURAL DEVELOPMENT POLICY
- NATIONAL RURAL NETWORKS
- ENRD THEMATIC INITIATIVES
- ENRD LIBRARY
- EVENTS AND MEETINGS
- RDP PROJECTS DATABASE



European Network for Rural Development

The European Network for Rural Development (EN RD) was launched in October 2008, to act as a focal point for all rural development actors across the EU. In particular, the EN RD helps ensure that Member States efficiently implement Rural Development Programmes (RDPs). [Read more](#) or download the ENRD leaflet [PDF [en](#) [de](#) [fr](#) [it](#) [es](#) [pl](#)].

Connecting Rural Europe ...

EN RD NEWS and UPDATE

MAIN STORIES



STORY OF THE MONTH: 50th Anniversary of CAP Campaign

A campaign to mark the 50th anniversary of the Common Agricultural Policy (CAP) has been launched by the European Commission (EC).

[More Information](#)

[MORE STORIES](#)

OTHER NEWS




13th January, 2012: Issue 9 of EU Rural Review on Forestry Published

Issue 9 of the magazine EU Rural Review is now available to download from the ENRD website. This edition focuses on the issue of forestry and rural development. [Click here.](#)



13th January, 2012: First Mediterranean Cluster Network Meeting in Greece

The deadline is fast approaching for registration for the first 'Mediterranean Macro-regional Cluster Network' meeting, in Thessaloniki, Greece on 01 February, 2012. Hosted by the Greek NRN, the meeting will focus on Mediterranean food quality products. To register, [click here.](#)





<http://enrd.ec.europa.eu>

ENRD Contact Point

**81, Rue du Marteau
B-1000 Brussels**

Phone: +32.2.235.20.20

E-Mail: info@enrd.eu



Connecting Rural Europe