




European Commission
Agriculture and Rural Development



Progress on the implementation of the Leader Axis

Jean-Michel Courades, DG Agri Unit G.1

Leader sub committee meeting – 26/11/2008



European Commission
Agriculture and Rural Development

1) FINANCIAL DATA ON THE IMPLEMENTATION OF AXIS 4 (programmed expenditure)



European Commission
Agriculture and Rural Development

Global EU Rural development expenditure and EAFRD expenditure for Leader

- EAFRD overall: € 90.8 billion (61.8% of public expenditure)

→ EAFRD funding for the Leader axis: € 5.4 billion (6%) ←

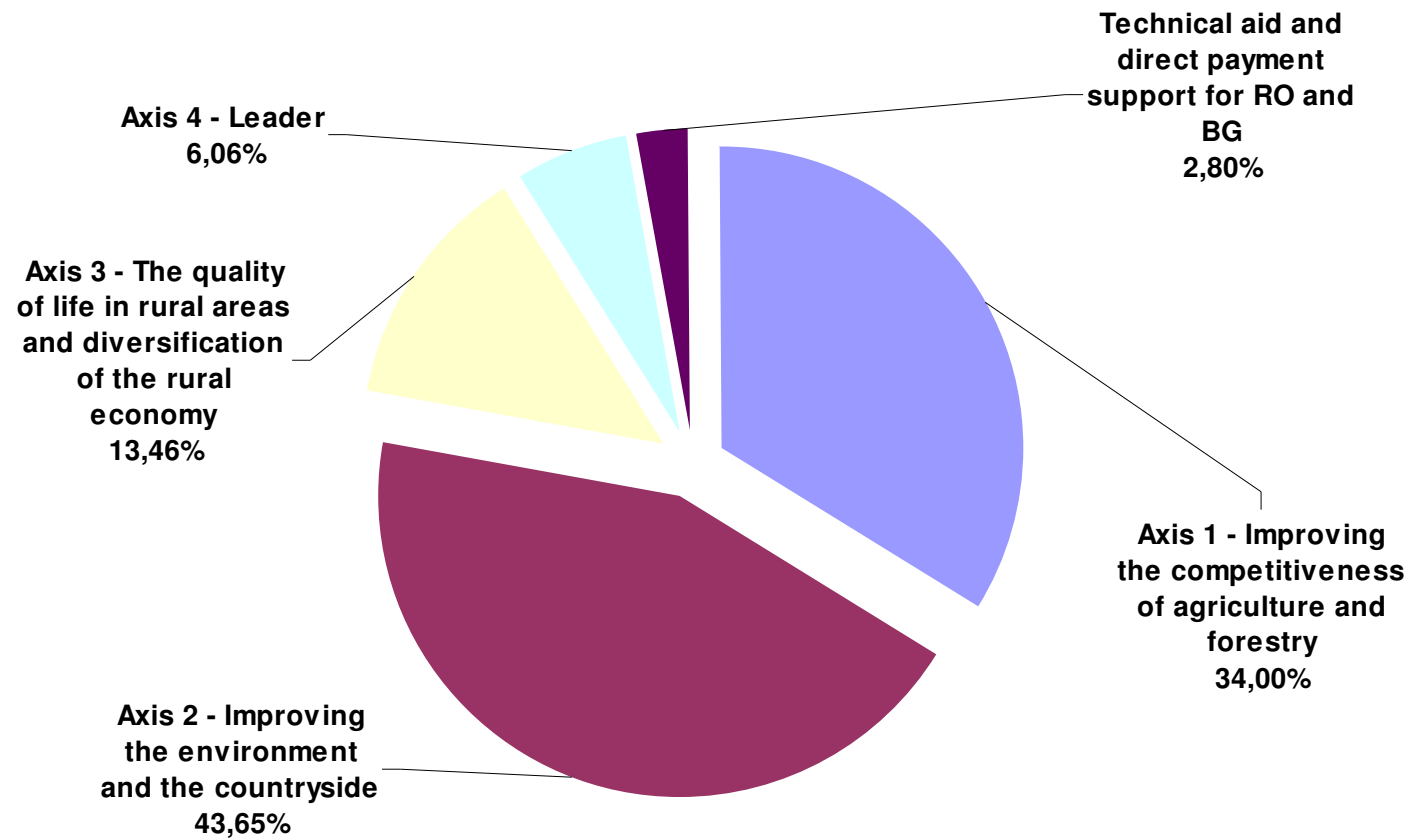
Axis 4 – Leader: Composition of total budget

- Public: €8.688 billion
- *of which EAFRD:* €5.424 billion
- Private: €5.100 billion
- **Total:** €13.788 billion



European Commission
Agriculture and Rural Development

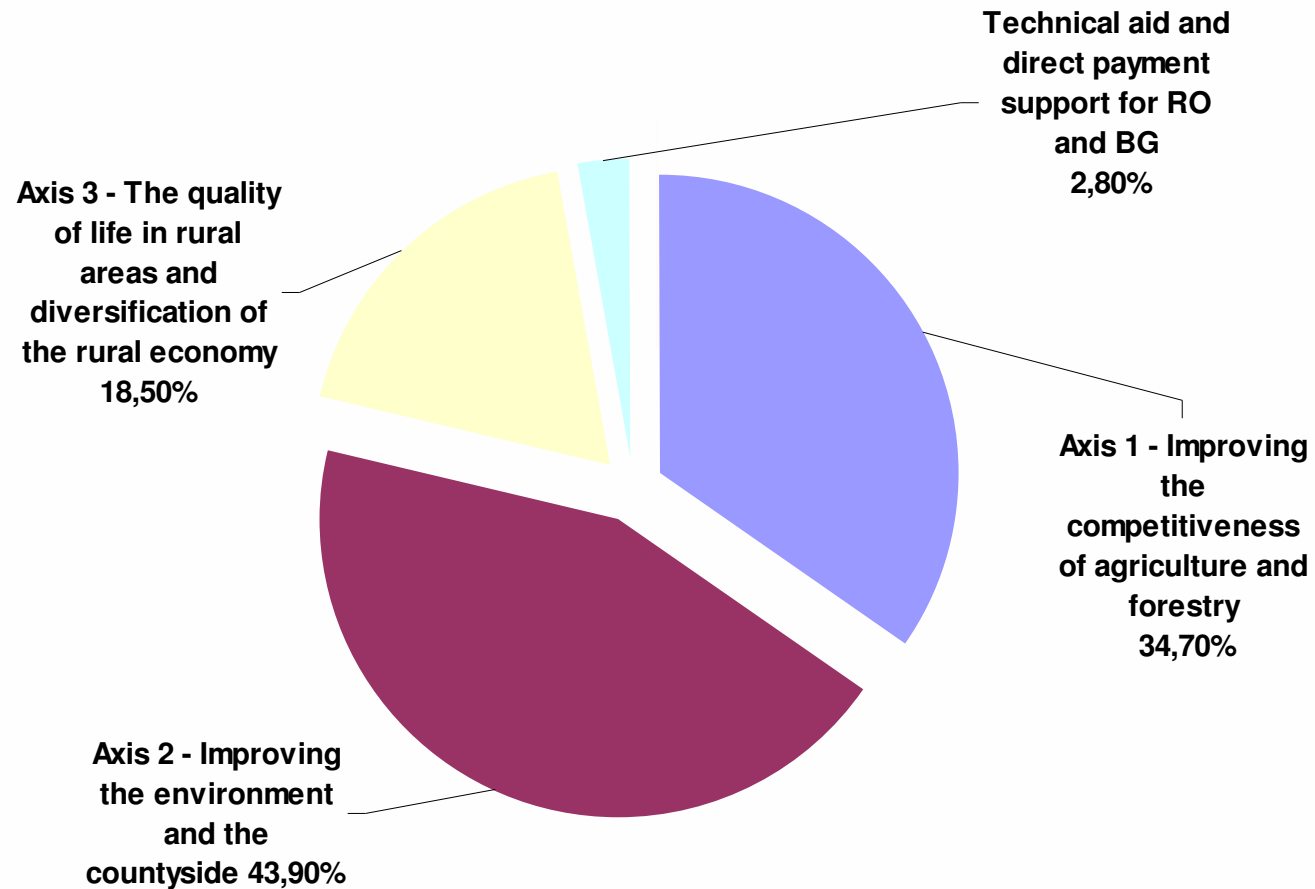
EAFRD Expenditure 2007-2013





European Commission
Agriculture and Rural Development

EAFRD Expenditure/Leader Axis included in Axis 1-3

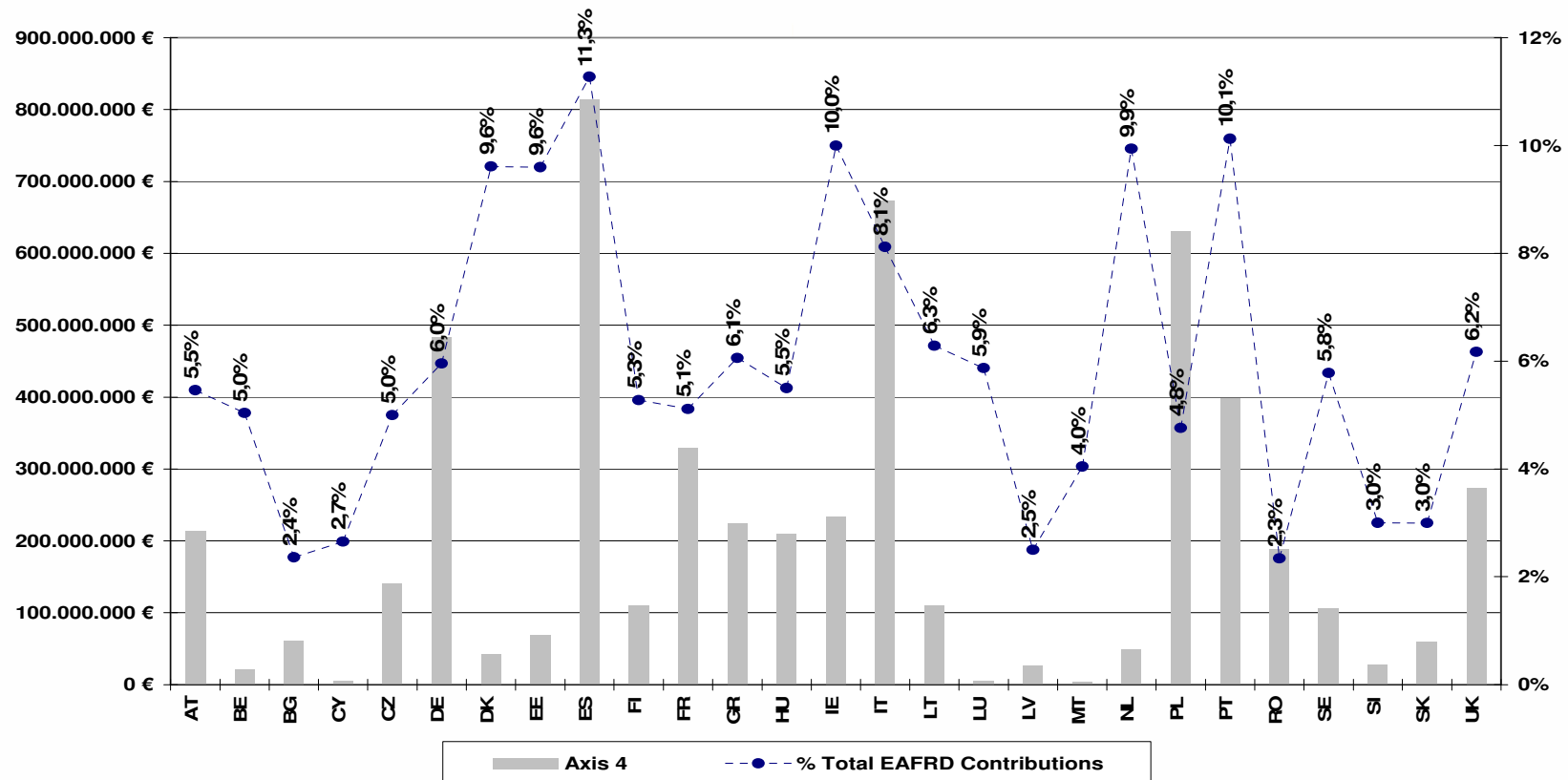




European Commission
Agriculture and Rural Development

2) PROGRAMMING APPROACH OF THE MEMBER STATES

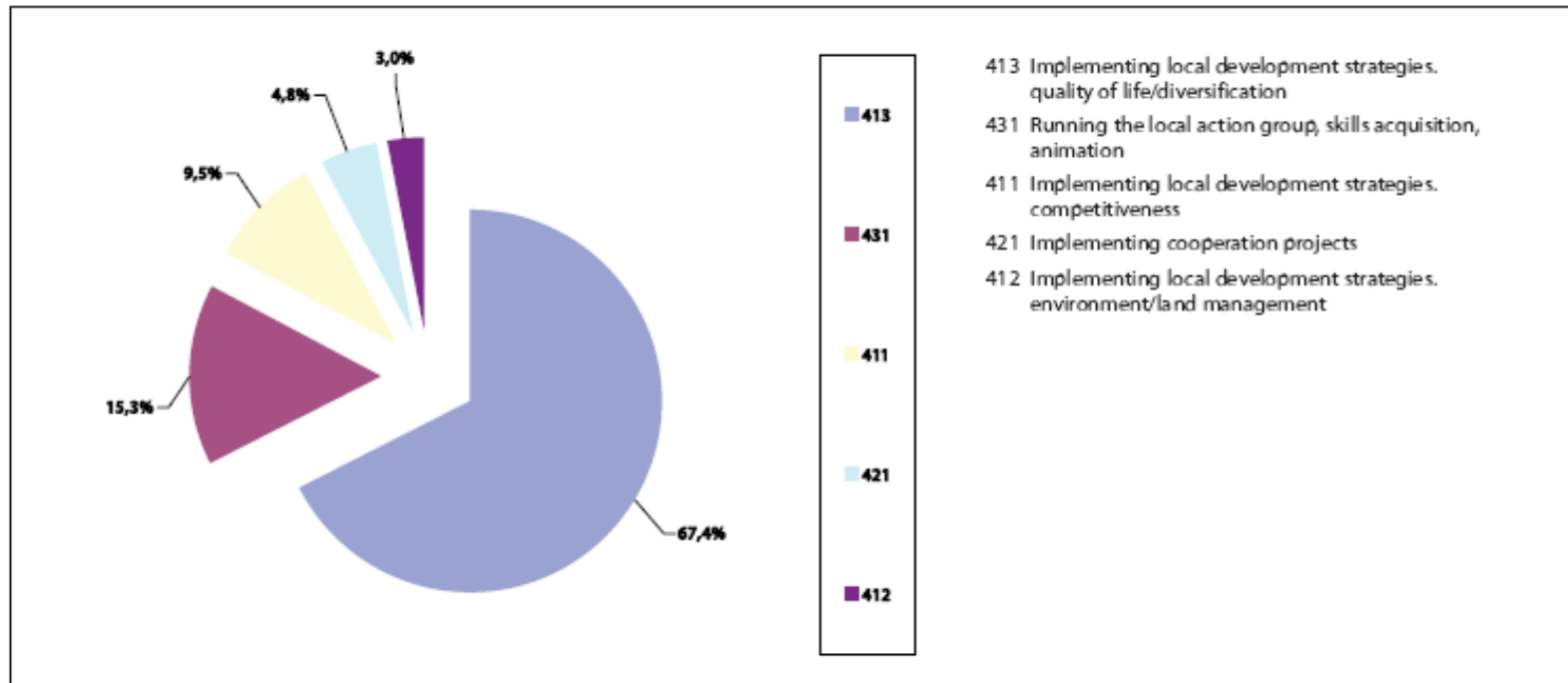
Total EAFRD contributions allocated to **axis 4** by Member State (absolute value and share of total expenditure)





European Commission
Agriculture and Rural Development

Axis 4: expenditure per type of axis/measure





European Commission
Agriculture and Rural Development

Axis 4 – Main priorities (1) - EAFRD budget

- **Measure 413** “implementing local development strategies. Quality of life/diversification” – € 3.7 billion, 67.4% of EAFRD Axis 4 resources
- **Measure 411** “implementing local development strategies. Competitiveness” – € 522 million, 9.5% of EAFRD Axis 4 resources
- **Measure 412** „implementing local development strategies. Environment/land management” - € 165 million, 3% of EAFRD Axis 4 resources

15.3% of the EAFRD funding for Leader is devoted to „Running the local action group, skills acquisition, animation“ (Measure 431)



European Commission
Agriculture and Rural Development

Axis 4 – Main priorities (2) - EAFRD budget

- Implementation of inter-territorial and transnational cooperation projects (**Measure 421**) - € 265 million, 4.8% of EAFRD Axis 4 resources

(“top 3” Member States: Italy 45.7 million, Spain 33.8 million, Germany 30.2 million)



European Commission
Agriculture and Rural Development

Axis 4 implementation: choices of MS (1)

- **All measures under RD can be implemented through Leader:**
BE (Wallonia) CY, DE (Saarland, Mecklenburg-Vorpommern, Niedersachsen/Bremen, Schleswig-Holstein), IT (Lazio), LU, RO, UK (Scotland, Wales)
- **Selected measures from all axes can be implemented through Leader:** AT, CZ, FI, FR (continent), DE (Nordrhein-Westfalen, Thüringen), IT (Basilicata, Umbria), ES (La Rioja, Cantabria, Andalucia, Galicia)
- **Only measures from axis 3 can be implemented through Leader:** IE, PT, LV, BE (Flanders), DE (Hamburg), IT (Emilia Romagna, Toscana, Valle D'Aosta, Sicilia, Sardegna), LT, PL



European Commission
Agriculture and Rural Development

Axis 4 implementation: choices of MS (2)

- Measures or axes exclusively implemented through Leader:
 - **Axis 3 as such:** IE, PT, ES (Murcia)
 - **All measures of axis 3:** UK (Northern Ireland)
 - **Some measures of Axis 3:** DE (Baden-Württemberg), IT (Piemonte, Abruzzo, Umbria, Friuli Venezia Giulia, Liguria, Puglia, Sicilia, Sardegna), ES (Balears, Madrid, Asturias, Valencia)
 - **Measure 217:** IT (Calabria)



European Commission
Agriculture and Rural Development

3) IMPLEMENTATION OF AXIS 4 (LEADER) IN MS

State of play



European Commission
Agriculture and Rural Development

Selection of LAGs

- **TOTAL (expected) NUMBER OF LAGs**

- Number of LAGs already selected: **1.295**
- Expected number of LAGs to be selected: **2.125**

- **LAGs selection process: state of play**

8 out of 27 Member States have completed the selection process

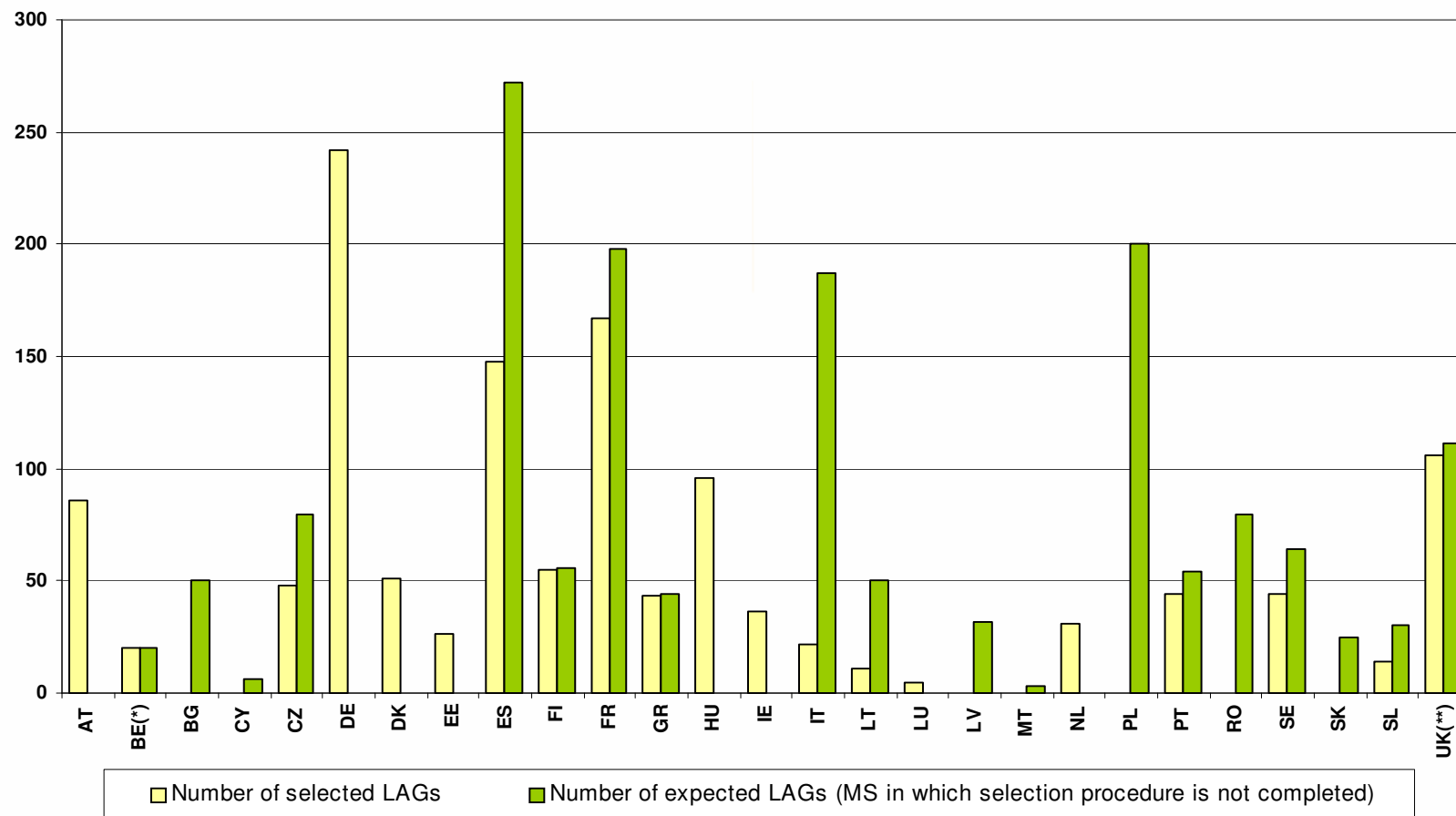
- **Completion of selection process**

- In the other cases, the majority of Member States (10 MS) is going to close the selection process by the first half of 2009 (Feb. to May)
- RO and BG by the end of 2010 and 2011



European Commission
Agriculture and Rural Development

Number of selected and expected LAGs



(*) BE: The number of expected LAGs to be selected is not available for Wallonian programme.

(**) UK: Number of selected LAGs for Northern Ireland not available.



European Commission
Agriculture and Rural Development

Implementation

State of play of Axis 4 Measures: number of approved projects

- **411** Implementing local development strategies.
Competitivity: **168**
- **412** Implementing local development strategies.
Environment/land: **186**
- **413** Implementing local development strategies.
Quality of life: **1.175**
- **421** Transnational and interterritorial cooperation: **11**

(Available data on selected projects - 7 Member States)



European Commission
Agriculture and Rural Development

Most relevant activities carried out by NRNs in relation to Leader axis:

- **1) Training / Capacity building:**
Training activities, meetings, seminars for LAGs coordinators and managers (BE-Flanders, DE, DK, EE, FI, IT); assessing training needs and develop a training project (UK – Northern Ireland); coordination meetings between LAGs, Ministry of Agriculture, Regions (DK).
- **2) Activities related to cooperation:**
Training in cooperation issues (FR, IT); cooperation events (UK – Wales).
- **3) Information / communication activities:**
Website development, publications, seminars, events...



European Commission
Agriculture and Rural Development

THANKS FOR YOUR ATTENTION