

EN RD | **CONNECTING RURAL EUROPE**

<http://enrd.ec.europa.eu>

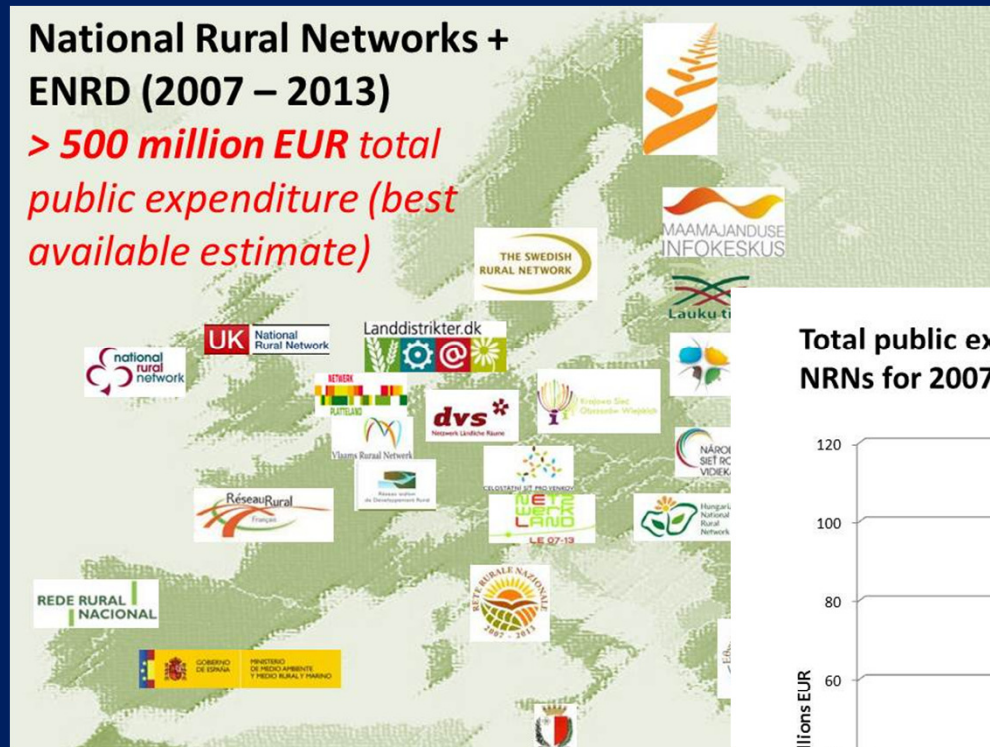
**NRN Joint Action on
“Demonstrating the Added
Value of Networking”**

ENRD Co-ordination Committee, 8 December 2011



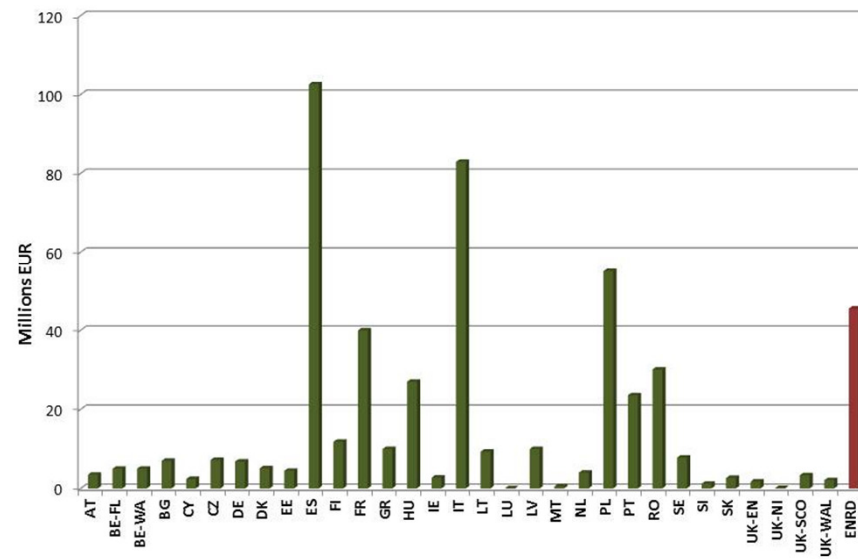
National Rural Networks + ENRD (2007 – 2013)

> 500 million EUR total public expenditure (best available estimate)



Co-ordination Committee - June 2011

Total public expenditure (millions EUR) committed to funding NRNs for 2007-2013 (best available data - June 2011)



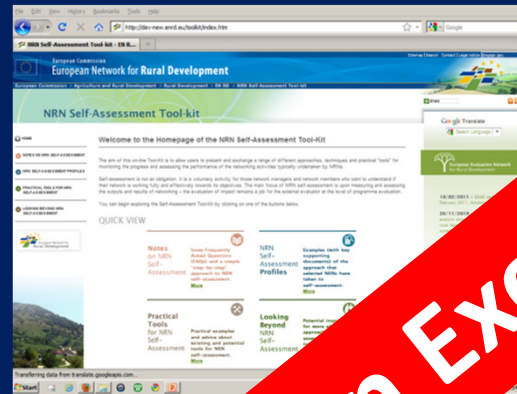
Is networking making a difference?



Many positive comments on networking in
2010 MTE Reports

NRN Self-Assessment Tool-Kit (June 2011)

1



2

Common method for all
NRNs to contribute to
“Demonstrating the Added Value of
Networking”



Finnish Rural Network
15th NRN Meeting
“Demonstrating the Added Value of Networking”
(May 2012)

Not an Evaluation Exercise!



Common (web-based) resource for supporting the **identification** and **communication** of the “added value” of networking



Progress to-date – 3 key steps



NRNs are **diverse** and **dynamic**...with **increasing levels** of networking activity



EXAMPLE SNAPSHOT from 2011.....



Total of **49 different “themes”**
(c.f. 43 in 2010) adopted by
the NRNs for networking
activities



Each “**theme**” provides the framework for:

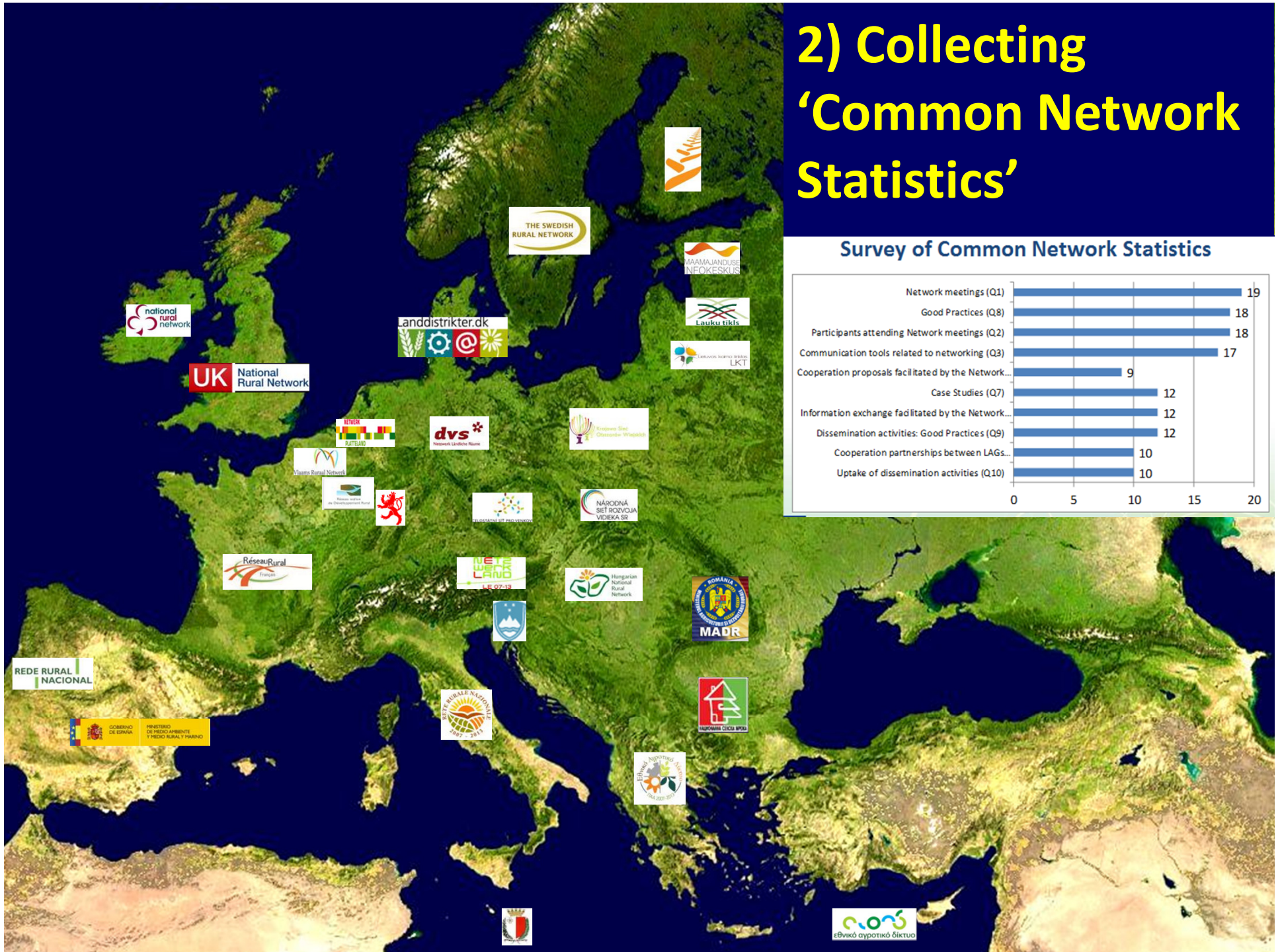
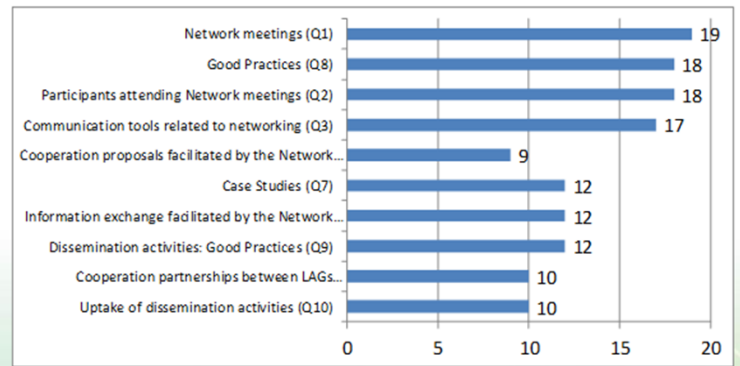
- Working groups
- Dissemination of relevant experiences
- Programmes of events – seminars & workshops
- Publications
- Media campaigns
- Training
- Study visits

Number of NRNs adopting the **most common themes** is increasing

	2010	2011
Economic Diversification	14	25
Co-operation and LEADER	15	23
Sustainable Use of Agricultural and Forestry Land	16	19
Rural Policy	0	16

2) Collecting 'Common Network Statistics'

Survey of Common Network Statistics



We are collecting and aggregating **existing quantitative data** (since 2007) on:


- Number of network events organised – including training and co-operation events
- Number of participants at these network events
- Type of participants at these network events
- Number of people using network communication tools – including website statistics
- Uptake of disseminated information

3) Collecting Networking 'Success Stories'





**Individual
NRN 'Success
Stories'**




56 potential
'success stories'
from 16 Member
States

- Capacity building of LAGs
- Engagement of minority stakeholders
- Consultation on CAP reform
- Co-operation events
- Training, training, training
- Modifying administrative procedures....ETC.



NRN Joint Actions

NRN Forestry Thematic Initiative



**11 NRNs actively co-
operating to organise 6 inter-
connected events in 5
Member States (2009-2011)**



**NRN Joint
Actions**

**Nordic-Baltic
Rural Networks**

**8 NRNs actively supporting
implementation of the EU
Strategy for Baltic Sea Region
(EUSBSR)**

Mark Redman

Networking and Co-operation Support Team

mark.redman@enrd.eu