

ILE DE LA REUNION - FRANCE

Basic Information:

The Île de la Réunion Rural Development Programme (RDP) has budgeted for 2007-2013 a total public expenditure of €525 million (European Agricultural Fund for Rural Development and Member State contribution). At the end of 2013, €253 million were spent out of the allocated budget (see figure 1).

Axis 1 – (Improving the competitiveness of the agricultural and forestry sector), has utilised 47% of its allocated budget.

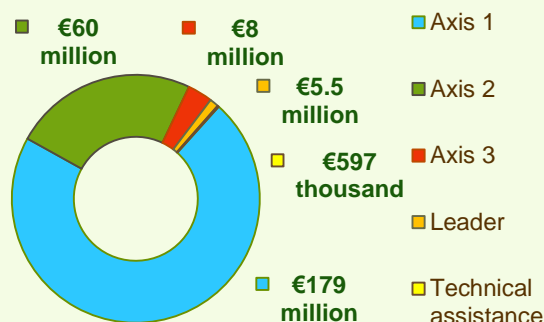
Axis 2 – (Improving the environment and the countryside), has utilised 77% of its programmed expenditure.

Axis 3 – (Improving the quality of life in rural areas), has utilised 22% of its budget.

Axis 4 – (Leader) has utilised approximately 20% of its programmed expenditure.



Figure 1: Total Public Expenditure from 2007 to 2013 in Île de la Réunion & expenditure per Axis



Axis 1 - Improving the competitiveness of the agricultural and forestry sector

Figure 2: Axis 1 - Total Public expenditure per measure in million EURO (2007-2013)

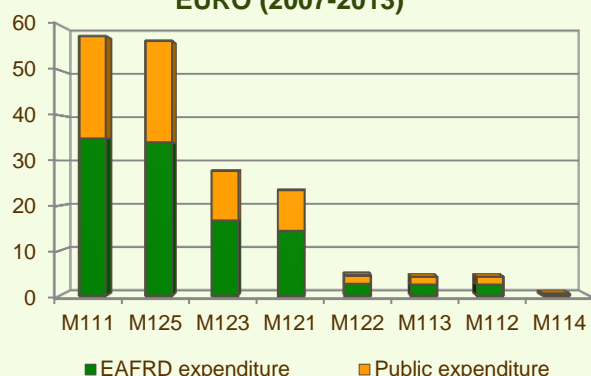
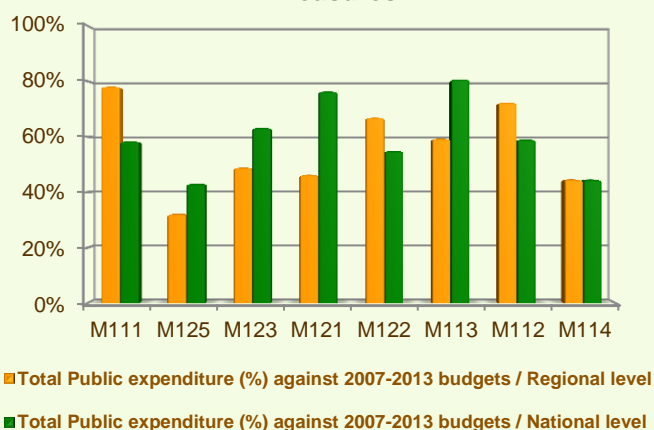


Figure 3: Axis 1 – Total public expenditure (2007-2013) against 2007-13 budgets, main measures



Programmed total public expenditure on Axis 1 places an emphasis on Infrastructure related to the development and adaptation of agriculture and forestry (M125) allocating to this measure 46% of the overall budgeted funds for Axis 1. Analysis of the expenditure rates per measure up to 2013 shows that:

- ❖ Three measures have used 67-78% of their budget, namely:
 - Improvement of the economic value of forests (M122), 67%
 - Setting up of young farmers (M112), 72%
 - Vocational training and information actions (M111), 78%.
- ❖ Early retirement (M113) has spent almost 60% of its budget.
- ❖ Three measures have utilised 45-50% of their programmed expenditure, namely:
 - Use of advisory services (M114), 45%
 - Modernisation of agricultural holdings (M121), 46% and
 - Adding value to agricultural and forestry products (123), 49%.
- ❖ Infrastructure related to the development and adaptation of agriculture and forestry (M125) and Meeting standards based on EU legislation (M131) have used one third of their available funds.

Figure 3 indicates the progress of the total public expenditure of the most important measures of Axis 1 against the 2007-2013 budgets, in comparison to the National level.

ILE DE LA REUNION - FRANCE

Axis 2 - Improving the environment and the countryside

The programmed total public expenditure on Axis 2 focuses on Natural handicap payments to farmers in mountain areas (M211) and Agri-environment payments (M214). These measures together represent the majority of the Axis 2 realised expenditure (see figure 4). They have been allocated almost 10% of the total public budget programmed in the Île de la Réunion RDP for 2007-2013.

When comparing the expenditure rates per measure, it is observed that:

- ❖ Natural handicap payments to farmers in mountain areas (M211) has utilised all of its programmed budget.
- ❖ Non-productive investments – forestry (M227) and Agri-environment payments (M214) have utilised respectively 65% and 50% of their allocated budgets.
- ❖ Restoring forestry potential and introducing prevention actions (M226) has spent 22% of its funds.
- ❖ Payments to farmers in areas with handicaps, other than mountain areas (M212) has utilised 0.3% of its programmed budget.

Figure 5 indicates the progress of the total public expenditure of the most important measures of Axis 2 against the 2007-2013 budgets, in comparison to the National level.

Figure 4: Axis 2 - Total Public expenditure per measure in million EURO (2007-2013)

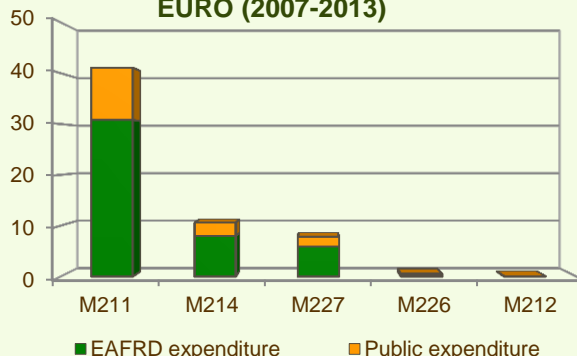
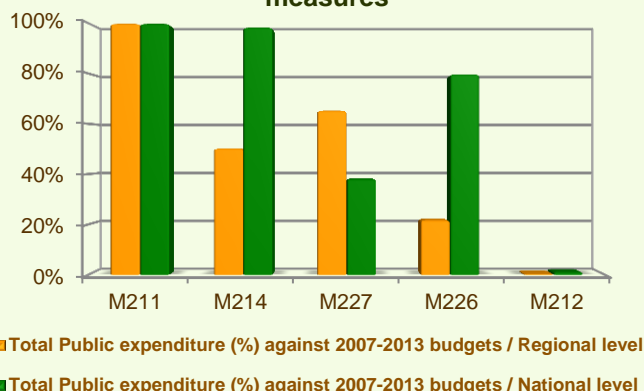
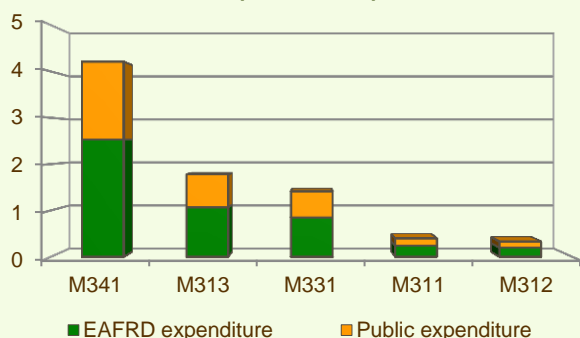


Figure 5: Axis 2 – Total public expenditure (2007-2013) against 2007-13 budgets, main measures



Axis 3 - Quality of life in rural areas and diversification of the rural economy

Figure 6: Axis 3 - Total Public expenditure per measure in million EURO (2007-2013)



The programmed total public expenditure on Axis 3 of the Île de la Réunion RDP focuses on Encouragement of tourism activities (M313) which represents 62% of the Axis budget. Currently, Skills acquisition and animation measures with a view to preparing and implementing a local development strategy (M341) represents 52% of the utilised Axis total public expenditure (see figure 6).

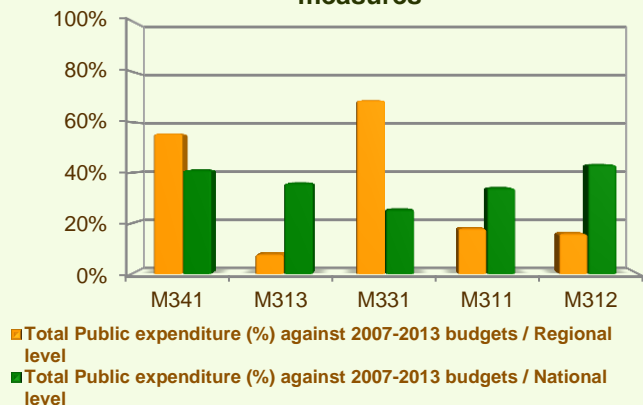
When comparing the expenditure rates per measure up to 2013, it is observed that:

- ❖ The Training and information (M331) measure has utilised 69% of its allocated budget.
- ❖ The Skills acquisition and animation measures with a view to preparing and implementing a local development strategy (M341) has used 56% of its programmed budget.

ILE DE LA REUNION - FRANCE

Axis 3 - Quality of life in rural areas and diversification of the rural economy

Figure 7: Axis 3 – Total public expenditure (2007-2013) against 2007-13 budgets, main measures



- ❖ Two measures have utilised 16-18% of their total public expenditure budgets, namely:
 - Support for business creation and development (M312), 16%
 - Diversification into non-agricultural activities (M311), 18%.
- ❖ Encouragement of tourism activities (M313) has spent 8% of its planned allocation.
- ❖ Up to 2013, no expenditure has been recorded for Conservation and upgrading of the rural heritage (M323).

Figure 7 indicates the progress of the total public expenditure of the most important measures of Axis 3 against the 2007-2013 budgets, in comparison to the National level.

Axis 4 - Leader

The Leader Axis in the Île de la Réunion RDP has allocated budget of almost €28 million. Within the Axis, emphasis has been given to the Quality of life/diversification (M413) which has been allocated 72% of the total public programmed funds of the Axis and has used 12% of its funds by 2013.

- ❖ Running the LAG, skills acquisition, animation (M431) has utilised 50% of its programmed expenditure.
- ❖ Competitiveness (M411) has utilised almost 31% of its planned allocation.
- ❖ Up to 2013, no expenditure has been recorded for Implementing cooperation projects (M421).

Figure 9 indicates the progress of the total public expenditure of the most important measures of Axis 4 against the 2007-2013 budgets, in comparison to the National level.

Figure 8: Axis 4 - Total Public expenditure per measure in million EURO (2007-2013)

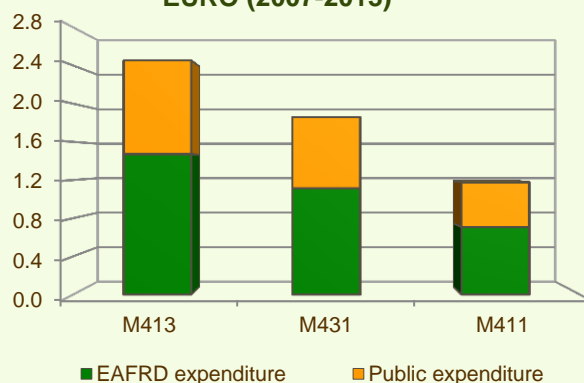
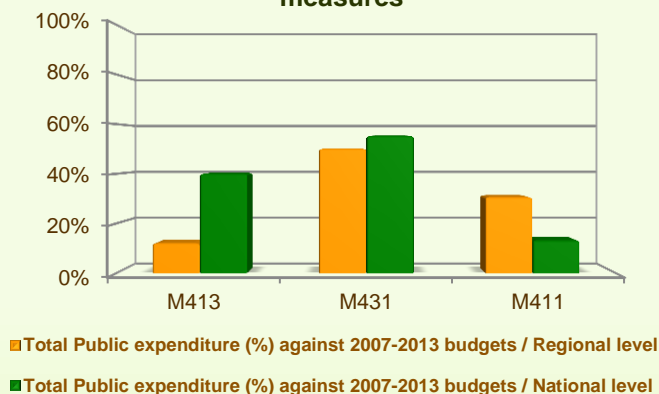


Figure 9: Axis 4 – Total public expenditure (2007-2013) against 2007-13 budgets, main measures



ILE DE LA REUNION - FRANCE

Measure 411 project example: Small-Scale Energy Production from Wood in La Réunion / France - Île de la Réunion

The project focuses on the development of bio-resources in the upper region of La Réunion. It aims to establish the conditions for setting up a small-scale unit for energy production from wood on the island. The operational objectives were to use plots of land for wood production and to set up of two trial units for wood gasification. It was implemented in 6 phases: 1) Initial studies into wood resources and techno-economic feasibility; 2) investment in equipment, wood handling and land monitoring; 3) construct the plant for production of renewable energy; 4) heat development (techno-economic studies and global energy assessment); 5) recovery of by-products (uses for the ash and other waste); 6) development of small-scale industries based on an analysis of local geography.

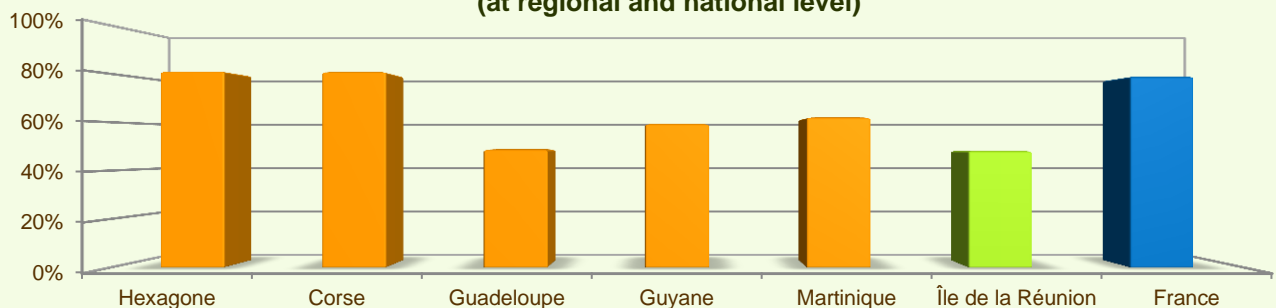
The total cost of the project was €1,800,000, out of which €252,000 was EAFRD contribution and €1,080,000 was national contribution.

Link: http://enrd.ec.europa.eu/policy-in-action/rdp_view/en/view_projects_en.cfm?action=detail&backfuse=jsview&postcard_id=2522

Summary

- ✓ Within seven years of implementation, the Île de la Réunion RDP has utilised 48% (see figure 10) of the total public expenditure planned for the current Programming Period (including post Health Check and the European Economic Recovery Package modifications).
- ✓ Infrastructure related to the development and adaptation of agriculture and forestry (M125) is the measure with the highest allocated budget in the Île de la Réunion RDP. Up to 2013, it has utilised 32% of its available budget and represents 22% of the total public expenditure of the programme.
- ✓ Vocational training and information actions (M111) has the second largest budget in the Île de la Réunion RDP and the utilised expenditure is 78% of its allocated funds. M111 represents 23% of the total public expenditure of the programme.
- ✓ The third largest measure budget is for Adding value to agricultural and forestry products (M123) which has used 49% of its programmed total public expenditure and represents 11% of the total public expenditure of the programme.

**Figure 10: Progress of total public expenditure up to 2013
(at regional and national level)**



Source of the data: 1) Programmed expenditures 2007-2013: RDP budget allocation following Health Check revision (December 2013); 2) Expenditures 2007-2013: DG AGRI 3) Output indicators data are available only at National level; therefore at regional level a comparison of financial implementation progress is provided between the regional RDPs.

For further detailed information on financial / physical and output indicators data please refer to the dedicated ENRD website section on Monitoring Indicators.