

# GADELOUPE - FRANCE

## Basic Information:

The Guadeloupe Rural Development Programme (RDP) has budgeted for 2007-2013 a total public expenditure of €199 million (European Agricultural Fund for Rural Development and Member State contribution). At the end of 2013, €97 million were spent out of the allocated budget (see figure 1).

**Axis 1** – (Improving the competitiveness of the agricultural and forestry sector), has utilised 53% of its allocated budget.

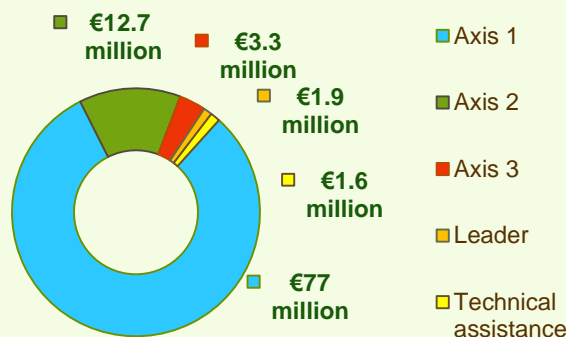
**Axis 2** – (Improving the environment and the countryside), has utilised almost 45% of its allocated budget.

**Axis 3** – (Improving the quality of life in rural areas), has utilised almost 26% of its budget.

**Axis 4** – (Leader) has utilised approximately 20% of its programmed expenditure.

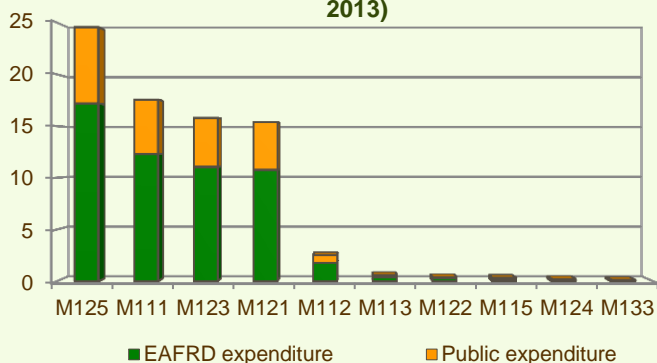


**Figure 1: Guadeloupe - Total Public Expenditure from 2007 to 2013 & expenditure per Axis**

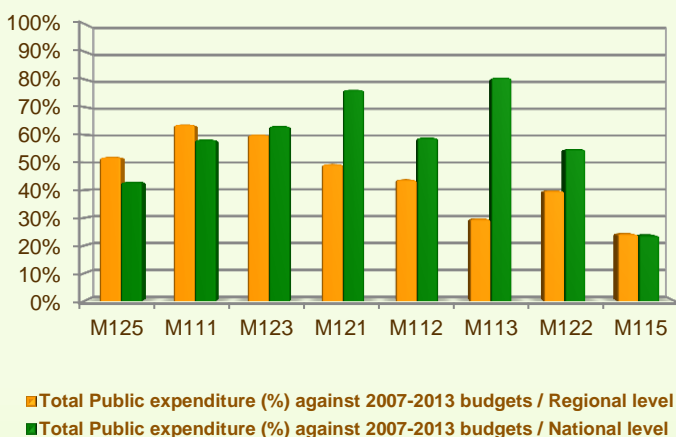


## Axis 1 - Improving the competitiveness of the agricultural and forestry sector

**Figure 2: Axis 1 - Realised Total Public expenditure per measure in million EURO (2007-2013)**



**Figure 3: Axis 1 – Total public expenditure (2007-2013) against 2007-13 budgets, main measures**



Total programmed public expenditure on Axis 1, places an emphasis on Infrastructure related to the development and adaptation of agriculture and forestry (M125) allocating to this measure 33% of the overall budgeted funds for Axis 1.

Analysis of the expenditure rates per measure up to 2013 shows that:

- ❖ Vocational training and information actions (M111) and Adding value to agricultural and forestry products (M123) have used respectively 64% and 60% of their planned allocations.
- ❖ Four measures have utilised 40-52% of their allocated budgets, namely:
  - Infrastructure related to the development and adaptation of agriculture and forestry (M125)
  - Modernisation of agricultural holdings (M121)
  - Setting up of young farmers (M112) and
  - Improvement of the economic value of forests (M122).
- ❖ Early retirement (M113) and Setting up of management, relief and advisory services (M115) have spent 30% and 24% of their funds.
- ❖ Cooperation for development of new products, etc. (M124) and Information and promotion actions (M133) have utilised 14% and 12% of their programmed expenditure.

Figure 3 indicates the progress of the total public expenditure of the most important measures of Axis 1 against the 2007-2013 budgets, in comparison with the National level.

# GADELOUPE - FRANCE

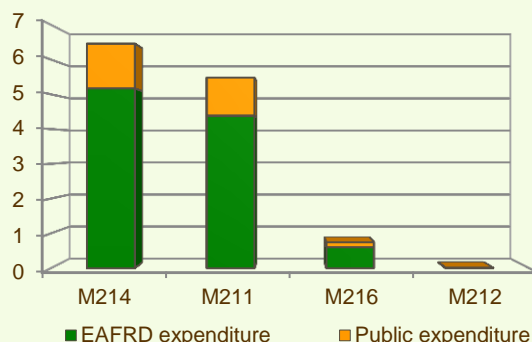
## Axis 2 - Improving the environment and the countryside

The programmed total public expenditure on Axis 2 focuses on Agri-environment payments (M214) which has been allocated 10% of the total public budget programmed in the Guadeloupe RDP for 2007-2013. This measure together with Natural handicap payments to farmers in mountain areas (M211) represents almost all of the Axis 2 expenditure for the period 2007 to 2013 (see figure 4).

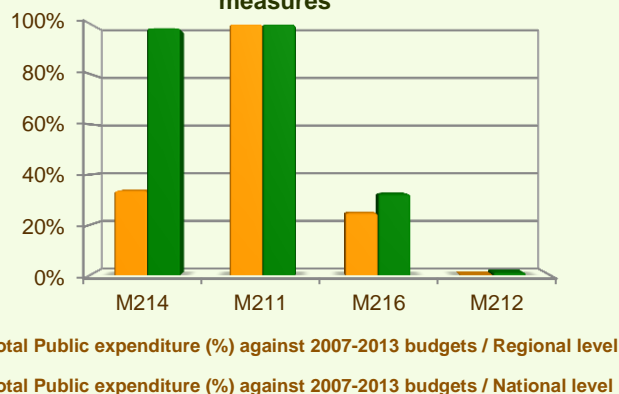
- ❖ Natural handicap payments to farmers in mountain areas (M211) has used all of its budget.
- ❖ The measure Agri-environment payments (M214) has utilised 34% of its allocated funds.
- ❖ Non-productive investments – agriculture (M216) has spent 25% of its budget.
- ❖ Payments to farmers in areas with handicaps, other than mountain areas (212) has utilised less than 1% of its allocated budget.
- ❖ Finally, for two more measures (M221 and 222), no expenditure has been recorded up to the end of 2013.

Figure 5 indicates the progress of the total public expenditure of the most important measures of Axis 2 against the 2007-2013 budgets, in comparison to the National level.

**Figure 4: Axis 2 - Total Public expenditure per measure in million EURO (2007-2013)**

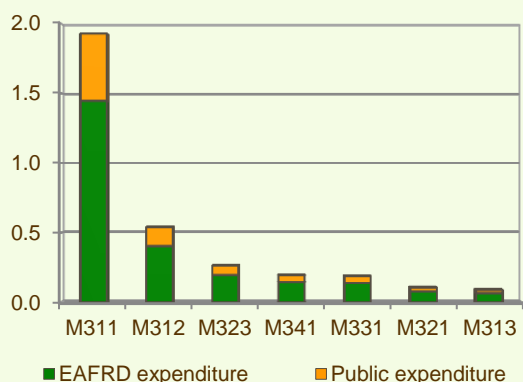


**Figure 5: Axis 2 – Total public expenditure (2007-2013) against 2007-13 budgets, main measures**



## Axis 3 - Quality of life in rural areas and diversification of the rural economy

**Figure 6: Axis 3 - Total Public expenditure per measure in million EURO (2007-2013)**



The total programmed public expenditure on Axis 3 of the Guadeloupe RDP focuses on Skills-acquisition and animation measure(M341), which represents 27% of the Axis budget.

When comparing expenditure rates per measure up to 2013 it is observed that (Figure 6):

- ❖ Diversification into non-agricultural activities (M311) has utilized 83% of its budget.
- ❖ Support for business creation and development (M312) has spent 81% of its allocated funds.
- ❖ Training and information (M331) has used 72% of its budget.
- ❖ Conservation and upgrading of the rural heritage (M323) has utilized 16% of its planned allocation.
- ❖ For three more measures (M341, M321, M313), less than 6% of their allocated funds have been used up to the end of 2013.

# GUADELOUPE - FRANCE

## Axis 3 - Quality of life in rural areas and diversification of the rural economy

**Figure 7: Axis 3 total public expenditure (2007-2013) against 2007-2013 budgets, main measures**

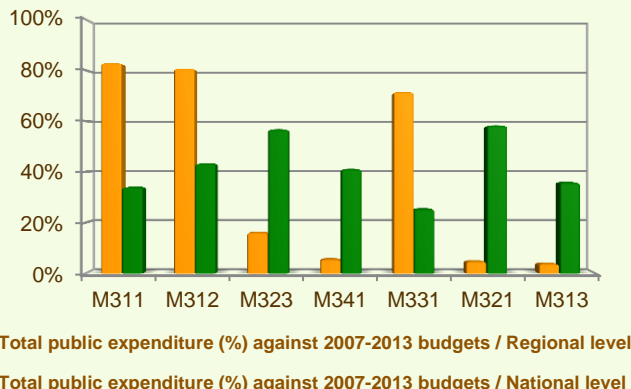


Figure 7 indicates the progress of the total public expenditure of the most important measures of Axis 3 against the 2007-2013 budgets, in comparison to the National level.

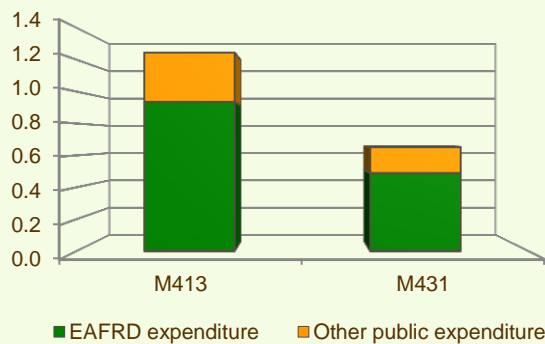
## Axis 4 - Leader

The Leader Axis in the Guadeloupe RDP has allocated budget of €9 million out of which €1.9 million has been spent by 2013. Within the Axis, emphasis has been given to the Quality of life/diversification (M413) which has been allocated more than 78% of the total public programmed funds of the Axis.

- ❖ The measure Running the LAG, skills acquisition, animation (M431) has utilised 49% of its planned allocation.
- ❖ Quality of life/diversification (M413) has spent 17% of its budget.
- ❖ For Implementing cooperation projects (M421), no expenditure has been recorded up to the end of 2013.

Figure 9 indicates the progress of the total public expenditure of the most important measures of Axis 4 against the 2007-2013 budgets, in comparison to the National level.

**Figure 8: Axis 4 total public expenditure per measure in million EURO (2007-2013)**



**Figure 9: Axis 4 total public expenditure (2007-2013) against 2007-2013 budgets, main measures**

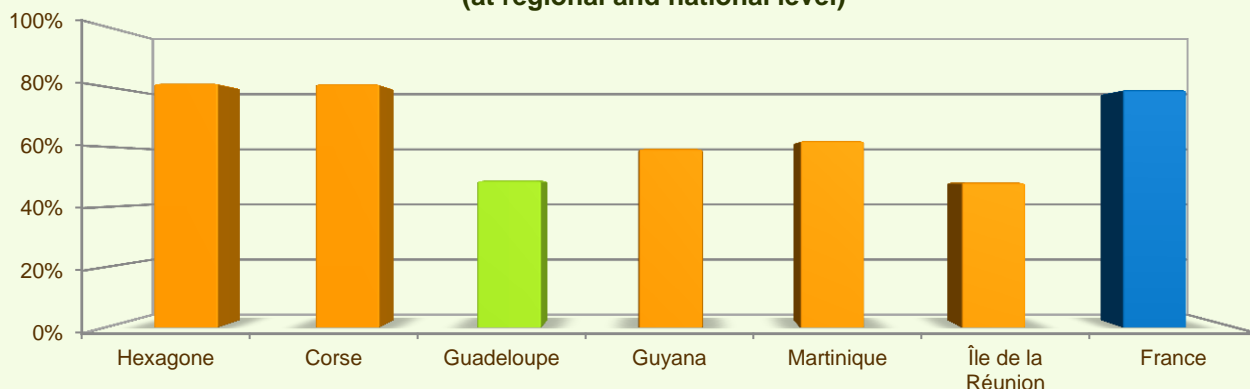


# GADELOUPE - FRANCE

## Summary

- ✓ Within seven years of implementation, the Guadeloupe RDP has utilised about 49% (see Figure 10) of the total public expenditure planned for the current Programming Period (including post Health Check and the European Economic Recovery Package modifications).
- ✓ Infrastructure related to the development and adaptation of agriculture and forestry (M125) is the measure with the highest allocated budget in the Guadeloupe RDP. Up to 2013, it has utilised 52% of its available budget and represents 25% of the total public expenditure of the programme.
- ✓ Modernisation of agricultural holdings (M121) has the second largest budget in the Guadeloupe RDP and the utilised expenditure is 50% of its allocated funds. M121 represents 16% of the total public expenditure of the programme.
- ✓ The third largest measure budget is for Vocational training and information actions (M111) which has used 64% of its programmed total public expenditure and represents 18% of the total public expenditure of the programme.

**Figure 10: Progress of total public expenditure up to 2013 (at regional and national level)**



**Source of the data:**

1) Programmed expenditures 2007-2013: RDP budget allocation following Health Check revision (December 2013)

2) Expenditures 2007-2013: DG AGRI

3) Output indicators data are available only at National level; therefore at regional level a comparison of financial implementation progress is provided between the regional RDPs.

For further detailed information on financial / physical and output indicators data please refer to the dedicated ENRD website section on Monitoring Indicators.



<http://enrd.ec.europa.eu>